



# Chess puzzles with solutions

By

G Bud Games

<https://gbud.in>



# Easy chess puzzles with solutions

By

G Bud Games

<https://gbud.in>



Easy chess puzzle # 0001

By

G Bud Games  
<https://gbud.in>

September 23, 2021

# Chapter 1

## Easy chess puzzle - # 0001 - Gain Queen

Solve this easy chess puzzle and improve your chess games through improvement of your chess strategies and chess tactics.

Puzzle No : 0001

Difficulty level : Easy

Description : Gain Queen

Next Move : Black

Player level : Beginner

## 1.1 easy chess puzzle 0001



Figure 1.1: Solve this easy chess puzzle 0001. Gain Queen @ <https://gbud.in/gw251d1>



Figure 1.2: Solve this free chess puzzle online with solution @ <https://gbud.in/gw251d1>

## 1.2 Solution to easy chess puzzle 0001

At this puzzle, next **move** is by **black**. The objective of the puzzle is to capture the **Queen** at **a8**.

The queen is in the line of attack by the **battery** of **Rooks**. Capturing the queen by the rook from e8 to a8 (**Rxa8**) will result in the following **board position**.



Figure 1.3: Rxa8 White Queen is captured

Now obviously, the white rook at a1 will **capture black rook at a8**.



Figure 1.4: Rxa8 Black Rook is captured

Now you can capture the white rook at a8 by [moving the black rook from f8](#).



Figure 1.5: Rxa8 White Rook is captured

This is the solution to the puzzle. You have lost a rook but gained a rook and a queen.



Figure 1.6: Solve more easy puzzles @ <https://gbud.in/chsezpz>



Figure 1.7: Solve other puzzles @ <https://gbud.in/chsgppz>

Play chess for free



Figure 1.8: Play chess online for free. Solve puzzles and play with friends



Play chess for free at <https://gbud.in/chs>

We present you a platform to [play chess online with friends for free](#). No need to install any app. You can [play chess for free without registration or login](#).

Simple. You can do several chess related activities.

1. [solve chess puzzles](#)
2. [learn about chess](#)
3. [play chess with computer](#)
4. [play chess with friend](#)
5. [create your own chess games](#)
6. [fen viewer](#)
7. [fen editor](#)
8. [fen generator](#)
9. [pgn viewer](#)
10. [chess board editor](#)
11. [view famous chess games](#).



Figure 1.9: Solve this easy puzzle online by scanning this QR code or goto the link below

<https://gbud.in/gw251d1>

Read the latest article on Easy chess puzzle - # 0001 - Gain Queen by scanning this QR code or click the link

Access the latest version of this article at  
<https://gbud.in/blog/game/chess/easy-chess-puzzles/easy-chess-puzzle-0001.html>

---

Previous article : « [Easy chess puzzles](#)

Next article : [Easy chess puzzle - # 0002 - Avoid check mate in one move](#)  
»

[Back to top](#)

[Contact Us](#)

© GBud Games 2021



Easy chess puzzle # 0002

By

G Bud Games  
<https://gbud.in>

September 23, 2021

# Chapter 1

## Easy chess puzzle - # 0002 - Avoid check mate in one move

Solve this easy chess puzzle and improve your chess games through improvement of your chess strategies and chess tactics.

Puzzle No : 0002

Difficulty level : Easy

Description : Avoid check mate in one move

Next Move : White

Player level : Beginner

Short URL for puzzle : <https://gbud.in/gxp5jw1>

## 1.1 easy chess puzzle 0002



Figure 1.1: Solve this easy chess puzzle 0002. Avoid check mate in one move @ <https://gbud.in/gxp5jw1>



Figure 1.2: Solve this free chess puzzle online with solution @ <https://gbud.in/gxp5jw1>

## 1.2 Solution to easy chess puzzle 0002

You have five options to prevent the checkmate by queen

1. Prevent the queens move to the square h4
2. Have a free square near the king so that he can move
3. Have a provision for another piece to block the queens attack
4. Make provision to attack the queen at h4
5. Move the king

See all the solutions at the [puzzle page](#)

## 1.3 How to view the solution to easy chess puzzle 0002

To view the [solution to this puzzle](#), follow the steps given below

1. Go to the [puzzle page](#)
2. Click the solution button (Key as shown [below](#)) to view the solution



Figure 1.3: Click the solution button to view solutions @ <https://gbud.in/gxp5jw1>

## 1.4 How to get help for moves in the easy chess puzzle 0002

To get help or the possible next moves in the puzzle, , follow the steps given below

1. Go to the [puzzle page](#)
2. Click the help button (exclamation mark as shown [below](#)) to get help or suggestion on next possible [move](#)



Figure 1.4: Click the help button to get help on next move @ <https://gbud.in/gxp5jw1>



Figure 1.5: Solve more easy puzzles @ <https://gbud.in/chsezpz>



Figure 1.6: Solve other puzzles @ <https://gbud.in/chsgppz>

## 1.5 Play chess for free



Figure 1.7: Play chess online for free. Solve puzzles and play with friends

Play chess for free at <https://gbud.in/chs>

We present you a platform to play chess online with friends for free. No need to install any app. You can play chess for free without registration or login.

Simple. You can do several chess related activities.

1. solve chess puzzles
2. learn about chess
3. play chess with computer
4. play chess with friend
5. create your own chess games
6. fen viewer
7. fen editor
8. fen generator
9. pgn viewer
10. chess board editor
11. view famous chess games.





Figure 1.8: Solve this easy puzzle online by scanning this QR code or go to the link below

<https://gbud.in/gxp5jw1>

Read the latest article on Easy chess puzzle - # 0002 - Avoid check mate in one move by scanning this QR code or click the link

Previous article : « [Easy chess puzzle - # 0001 - Gain Queen](#)

Next article : [Easy chess puzzle - # 0003 - Check mate in one move](#) »

[Back to top](#)

[Contact Us](#)

© GBud Games 2021



Easy chess puzzle # 0003

By

G Bud Games  
<https://gbud.in>

September 23, 2021

# Chapter 1

## Easy chess puzzle - # 0003 - Check mate in one move

Solve this easy chess puzzle and improve your chess games through improvement of your chess strategies and chess tactics.

Puzzle No : 0003

Difficulty level : Easy

Description : Check mate in one move

Next Move : White

Player level : Beginner

Short URL for puzzle : <https://gbud.in/gfpfd41>

## 1.1 easy chess puzzle 0003



Figure 1.1: Solve this easy chess puzzle 0003. Check mate in one move @ <https://gbud.in/gfpfd41>



Figure 1.2: Solve this free chess puzzle online with solution @ <https://gbud.in/gfpfd41>

## 1.2 Solution to easy chess puzzle 0003

You have one option to checkmate the opponent

1. Use the battery of queen and bishop.

See the solution at the [puzzle page](#)

## 1.3 How to view the solution to easy chess puzzle 0003

To view the [solution to this puzzle](#), follow the steps given below

1. Go to the [puzzle page](#)
2. Click the solution button (Key as shown [below](#)) to view the solution



Figure 1.3: Click the solution button to view solutions @ <https://gbud.in/gpfd41>

## 1.4 How to get help for moves in the easy chess puzzle 0003

To get help or the possible next moves in the puzzle, , follow the steps given below

1. Go to the [puzzle page](#)
2. Click the help button (exclamation mark as shown [below](#)) to get help or suggestion on next possible [move](#)



Figure 1.4: Click the help button to get help on next move @ <https://gbud.in/gfpfd41>



Figure 1.5: Solve more easy puzzles @ <https://gbud.in/chsezpz>



Figure 1.6: Solve other puzzles @ <https://gbud.in/chsgppz>

## 1.5 Play chess for free



Figure 1.7: Play chess online for free. Solve puzzles and play with friends

Play chess for free at <https://gbud.in/chs>

We present you a platform to play chess online with friends for free. No need to install any app. You can play chess for free without registration or login.

Simple. You can do several chess related activities.

1. solve chess puzzles
2. learn about chess
3. play chess with computer
4. play chess with friend
5. create your own chess games
6. fen viewer
7. fen editor
8. fen generator
9. pgn viewer
10. chess board editor
11. view famous chess games.



Figure 1.8: Solve this easy puzzle online by scanning this QR code or go to the link below

<https://gbud.in/gfpfd41>

Read the latest article on Easy chess puzzle - # 0003 - Check mate in one move by scanning this QR code or click the link

Previous article : « [Easy chess puzzle - # 0002 - Avoid check mate in one move](#)

Next article : [Easy chess puzzle - # 0004 - Gain a piece](#) »

[Back to top](#)

[Contact Us](#)

© GBud Games 2021





Easy chess puzzle # 0004

By

G Bud Games  
<https://gbud.in>

September 23, 2021

# Chapter 1

## Easy chess puzzle - # 0004 - Gain a piece

Solve this easy chess puzzle and improve your chess games through improvement of your chess strategies and chess tactics.

Puzzle No : 0004

Difficulty level : Easy

Description : Gain a piece

Next Move : White

Player level : Beginner

Short URL for puzzle : <https://gbud.in/gcjqqq1>

## 1.1 easy chess puzzle 0004



Figure 1.1: Solve this easy chess puzzle 0004. Gain a piece @ <https://gbud.in/gcjqqq1>



Figure 1.2: Solve this free chess puzzle online with solution @ <https://gbud.in/gcjqqq1>

## 1.2 Solution to easy chess puzzle 0004

You have one option to checkmate the opponent

1. Use the fork by pawn and gain either queen or knight.

See the solution at the [puzzle page](#)

## 1.3 How to view the solution to easy chess puzzle 0004

To view the [solution to this puzzle](#), follow the steps given below

1. Go to the [puzzle page](#)
2. Click the solution button (Key as shown [below](#)) to view the solution



Figure 1.3: Click the solution button to view solutions @ <https://gbud.in/gcjqqq1>

## 1.4 How to get help for moves in the easy chess puzzle 0004

To get help or the possible next moves in the puzzle, , follow the steps given below

1. Go to the [puzzle page](#)
2. Click the help button (exclamation mark as shown [below](#)) to get help or suggestion on next possible [move](#)



Figure 1.4: Click the help button to get help on next move @ <https://gbud.in/gcjqqq1>



Figure 1.5: Solve more easy puzzles @ <https://gbud.in/chsezpz>



Figure 1.6: Solve other puzzles @ <https://gbud.in/chsgppz>

## 1.5 Play chess for free



Figure 1.7: Play chess online for free. Solve puzzles and play with friends

Play chess for free at <https://gbud.in/chs>

We present you a platform to play chess online with friends for free. No need to install any app. You can play chess for free without registration or login.

Simple. You can do several chess related activities.

1. solve chess puzzles
2. learn about chess
3. play chess with computer
4. play chess with friend
5. create your own chess games
6. fen viewer
7. fen editor
8. fen generator
9. pgn viewer
10. chess board editor
11. view famous chess games.



Figure 1.8: Solve this easy puzzle online by scanning this QR code or go to the link below

<https://gbud.in/gcjqqq1>

Read the latest article on Easy chess puzzle - # 0004 - Gain a piece by scanning this QR code or click the link

Previous article : « [Easy chess puzzle - # 0003 - Check mate in one move](#)

Next article : [Easy chess puzzle - # 0005 - Gain Rook](#) »

[Back to top](#)

[Contact Us](#)

© GBud Games 2021



Easy chess puzzle # 0005

By

G Bud Games  
<https://gbud.in>

September 23, 2021



# Chapter 1

## Easy chess puzzle - # 0005 - Gain Rook

Solve this easy chess puzzle and improve your chess games through improvement of your chess strategies and chess tactics.

Puzzle No : 0005

Difficulty level : Easy

Description : Gain Rook

Next Move : White

Player level : Beginner

Short URL for puzzle : <https://gbud.in/g0vfw01>

## 1.1 easy chess puzzle 0005



Figure 1.1: Solve this easy chess puzzle 0005. Gain Rook @ <https://gbud.in/g0vfw01>



Figure 1.2: Solve this free chess puzzle online with solution @ <https://gbud.in/g0vfw01>

## 1.2 Solution to easy chess puzzle 0005

You have one option to checkmate the opponent

1. Promote a pawn by moving to the eighth rank and convert to a queen. This will lead to a check and fork. Thereby you can gain the rook.

See the solution at the [puzzle page](#)

## 1.3 How to view the solution to easy chess puzzle 0005

To view the [solution to this puzzle](#), follow the steps given below

1. Go to the [puzzle page](#)
2. Click the solution button (Key as shown [below](#)) to view the solution



Figure 1.3: Click the solution button to view solutions @ <https://gbud.in/g0vfw01>

## 1.4 How to get help for moves in the easy chess puzzle 0005

To get help or the possible next moves in the puzzle, , follow the steps given below

1. Go to the [puzzle page](#)
2. Click the help button (exclamation mark as shown [below](#)) to get help or suggestion on next possible [move](#)



Figure 1.4: Click the help button to get help on next move @ <https://gbud.in/g0vfw01>



Figure 1.5: Solve more easy puzzles @ <https://gbud.in/chsezpz>



Figure 1.6: Solve other puzzles @ <https://gbud.in/chsgppz>

## 1.5 Play chess for free



Figure 1.7: Play chess online for free. Solve puzzles and play with friends

Play chess for free at <https://gbud.in/chs>

We present you a platform to play chess online with friends for free. No need to install any app. You can play chess for free without registration or login.

Simple. You can do several chess related activities.

1. solve chess puzzles
2. learn about chess
3. play chess with computer
4. play chess with friend
5. create your own chess games
6. fen viewer
7. fen editor
8. fen generator
9. pgn viewer
10. chess board editor
11. view famous chess games.



Figure 1.8: Solve this easy puzzle online by scanning this QR code or go to the link below

<https://gbud.in/g0vfw01>

Read the latest article on Easy chess puzzle - # 0005 - Gain Rook by scanning this QR code or click the link

Previous article : « [Easy chess puzzle - # 0004 - Gain a piece](#)

Next article : [Easy chess puzzle - # 0006 - Check mate in one move](#) »

[Back to top](#)

[Contact Us](#)

© GBud Games 2021



Easy chess puzzle # 0006

By

G Bud Games  
<https://gbud.in>

September 23, 2021

# Chapter 1

## Easy chess puzzle - # 0006 - Check mate in one move

Solve this easy chess puzzle and improve your chess games through improvement of your chess strategies and chess tactics.

Puzzle No : 0006

Difficulty level : Easy

Description : Check mate in one move

Next Move : White

Player level : Beginner

Short URL for puzzle : <https://gbud.in/g1gyqc1>



## 1.1 easy chess puzzle 0006



Figure 1.1: Solve this easy chess puzzle 0006. Check mate in one move @ <https://gbud.in/g1gyqc1>



Figure 1.2: Solve this free chess puzzle online with solution @ <https://gbud.in/g1gyqc1>

## 1.2 Solution to easy chess puzzle 0006

You have one option to checkmate the opponent

1. Move your **rook** to the eighth **rank** and give a **check** to the **black king**. Now the black king can not escape the attack. This will lead to a **checkmate**. This type of checkmate is called **back-rank mate**

See the solution at the [puzzle page](#)

## 1.3 How to view the solution to easy chess puzzle 0006

To view the [solution to this puzzle](#), follow the steps given below

1. Go to the [puzzle page](#)
2. Click the solution button (Key as shown [below](#)) to view the solution



Figure 1.3: Click the solution button to view solutions @ <https://gbud.in/g1gyqc1>

## 1.4 How to get help for moves in the easy chess puzzle 0006

To get help or the possible next moves in the puzzle, , follow the steps given below

1. Go to the [puzzle page](#)
2. Click the help button (exclamation mark as shown [below](#)) to get help or suggestion on next possible [move](#)



Figure 1.4: Click the help button to get help on next move @ <https://gbud.in/g1gyqc1>



Figure 1.5: Solve more easy puzzles @ <https://gbud.in/chsezpz>



Figure 1.6: Solve other puzzles @ <https://gbud.in/chsgppz>

## 1.5 Play chess for free



Figure 1.7: Play chess online for free. Solve puzzles and play with friends

Play chess for free at <https://gbud.in/chs>

We present you a platform to play chess online with friends for free. No need to install any app. You can play chess for free without registration or login.

Simple. You can do several chess related activities.

1. solve chess puzzles
2. learn about chess
3. play chess with computer
4. play chess with friend
5. create your own chess games
6. fen viewer
7. fen editor
8. fen generator
9. pgn viewer
10. chess board editor
11. view famous chess games.



Figure 1.8: Solve this easy puzzle online by scanning this QR code or go to the link below

<https://gbud.in/g1gyqc1>

Read the latest article on Easy chess puzzle - # 0006 - Check mate in one move by scanning this QR code or click the link

Previous article : « [Easy chess puzzle - # 0005 - Gain Rook](#)

Next article : [Easy chess puzzle - # 0007 - Gain a piece](#) »

[Back to top](#)

[Contact Us](#)

© GBud Games 2021



Easy chess puzzle # 0007

By

G Bud Games  
<https://gbud.in>

September 23, 2021

# Chapter 1

## Easy chess puzzle - # 0007 - Gain a piece

Solve this easy chess puzzle and improve your chess games through improvement of your chess strategies and chess tactics.

Puzzle No : 0007

Difficulty level : Easy

Description : Gain a piece

Next Move : White

Player level : Beginner

Short URL for puzzle : <https://gbud.in/g3x5r11>

## 1.1 easy chess puzzle 0007



Figure 1.1: Solve this easy chess puzzle 0007. Gain a piece @ <https://gbud.in/g3x5rl1>



Figure 1.2: Solve this free chess puzzle online with solution @ <https://gbud.in/g3x5rl1>

## 1.2 Solution to easy chess puzzle 0007

At this puzzle, next **move** is by **white**. The objective of the puzzle is to gain a **piece**. The piece can be either a **knight** or a **rook**.

You have one option to gain a piece

1. You can **capture** the **knight** at **f4**. Your knight may be captured back. However, you will have advantage if your knight is captured.
2. If your knight is captured by the **pawn** at **e5**, the right running diagonal along the white squares from **c3** is open. Now the **bishop** at **c3** can capture the **rook** at **h8** since it is not supported.



3. The pawn at e5 was shielding the rook. Since the pawn moved, the rook is exposed. Losing your knight in this fashion is called **deflection sacrifice**.
4. If the pawn does not capture your knight, you can move your knight back to the previous **square**.

See the solution at the [puzzle page](#)

## 1.3 How to view the solution to easy chess puzzle 0007

To view the [solution to this puzzle](#), follow the steps given below

1. Go to the [puzzle page](#)
2. Click the solution button (Key as shown [below](#)) to view the solution



Figure 1.3: Click the solution button to view solutions @ <https://gbud.in/g3x5r1l>

## 1.4 How to get help for moves in the easy chess puzzle 0007

To get help or the possible next moves in the puzzle, , follow the steps given below

1. Go to the [puzzle page](#)
2. Click the help button (exclamation mark as shown [below](#)) to get help or suggestion on next possible [move](#)



Figure 1.4: Click the help button to get help on next move @ <https://gbud.in/g3x5r11>



Figure 1.5: Solve more easy puzzles @ <https://gbud.in/chsezpz>



Figure 1.6: Solve other puzzles @ <https://gbud.in/chsgppz>

## 1.5 Play chess for free



Figure 1.7: Play chess online for free. Solve puzzles and play with friends

Play chess for free at <https://gbud.in/chs>

We present you a platform to play chess online with friends for free. No need to install any app. You can play chess for free without registration or login.

Simple. You can do several chess related activities.

1. [solve chess puzzles](#)
2. [learn about chess](#)

3. [play chess with computer](#)
4. [play chess with friend](#)
5. [create your own chess games](#)
6. [fen viewer](#)
7. [fen editor](#)
8. [fen generator](#)
9. [pgn viewer](#)
10. [chess board editor](#)
11. [view famous chess games.](#)



Figure 1.8: Solve this easy puzzle online by scanning this QR code or go to the link below

<https://gbud.in/g3x5rl1>

Read the latest article on Easy chess puzzle - # 0007 - Gain a piece by scanning this QR code or click the link

Previous article : [« Easy chess puzzle - # 0006 - Check mate in one move](#)

Next article : [Easy chess puzzle - # 0008 - Gain Queen »](#)

Access the latest version of this article at  
<https://gbud.in/blog/game/chess/easy-chess-puzzles/easy-chess-puzzle-0007.html>

---

[Back to top](#)

[Contact Us](#)

© GBud Games 2021



Easy chess puzzle # 0008

By

G Bud Games  
<https://gbud.in>

September 23, 2021

# Chapter 1

## Easy chess puzzle - # 0008 - Gain Queen

Solve this easy chess puzzle and improve your chess games through improvement of your chess strategies and chess tactics.

Puzzle No : 0008

Difficulty level : Easy

Description : Gain Queen

Next Move : White

Player level : Beginner

Short URL for puzzle : <https://gbud.in/g8k2v51>

## 1.1 easy chess puzzle 0008



Figure 1.1: Solve this easy chess puzzle 0008. Gain Queen @ <https://gbud.in/g8k2v51>



Figure 1.2: Solve this free chess puzzle online with solution @ <https://gbud.in/g8k2v51>

## 1.2 Solution to easy chess puzzle 0008

At this puzzle, next **move** is by **White**. The objective of the puzzle is to gain **queen**. The black queen can be gained by using your knight at **e5**.

You have one option to gain the queen

1. Capture the **knight** at **g5** and give a **check** to the **king** at **f8**. The king is forced to move.
2. At the same time, the knight is also attacking the black **queen**. This is called **Knight fork**.

See the solution at the [puzzle page](#)



## 1.3 How to view the solution to easy chess puzzle 0008

To view the [solution to this puzzle](#), follow the steps given below

1. Go to the [puzzle page](#)
2. Click the solution button (Key as shown [below](#)) to view the solution



Figure 1.3: Click the solution button to view solutions @ <https://gbud.in/g8k2v51>

## 1.4 How to get help for moves in the easy chess puzzle 0008

To get help or the possible next moves in the puzzle, , follow the steps given below

1. Go to the [puzzle page](#)
2. Click the help button (exclamation mark as shown [below](#)) to get help or suggestion on next possible [move](#)



Figure 1.4: Click the help button to get help on next move @ <https://gbud.in/g8k2v51>



Figure 1.5: Solve more easy puzzles @ <https://gbud.in/chsezpz>



Figure 1.6: Solve other puzzles @ <https://gbud.in/chsgppz>

## 1.5 Play chess for free



Figure 1.7: Play chess online for free. Solve puzzles and play with friends

Play chess for free at <https://gbud.in/chs>

We present you a platform to play chess online with friends for free. No need to install any app. You can play chess for free without registration or login.

Simple. You can do several chess related activities.

1. solve chess puzzles
2. learn about chess
3. play chess with computer
4. play chess with friend
5. create your own chess games
6. fen viewer
7. fen editor
8. fen generator
9. pgn viewer
10. chess board editor
11. view famous chess games.



Figure 1.8: Solve this easy puzzle online by scanning this QR code or go to the link below

<https://gbud.in/g8k2v51>

Read the latest article on Easy chess puzzle - # 0008 - Gain Queen by scanning this QR code or click the link

Previous article : « [Easy chess puzzle - # 0007 - Gain a piece](#)

Next article : [Easy chess puzzle - # 0009 - Avoid check mate in one move](#)  
»

[Back to top](#)

[Contact Us](#)

© GBud Games 2021



Easy chess puzzle # 0009

By

G Bud Games  
<https://gbud.in>

September 23, 2021

# Chapter 1

## Easy chess puzzle - # 0009 - Avoid check mate in one move

Solve this easy chess puzzle and improve your chess games through improvement of your chess strategies and chess tactics.

Puzzle No : 0009

Difficulty level : Easy

Description : Avoid check mate in one move

Next Move : White

Player level : Beginner

Short URL for puzzle : <https://gbud.in/gv05m51>

## 1.1 easy chess puzzle 0009




Figure 1.1: Solve this easy chess puzzle 0009. Avoid check mate in one move @ <https://gbud.in/gv05m51>



Figure 1.2: Solve this free chess puzzle online with solution @ <https://gbud.in/gv05m51>

## 1.2 Solution to easy chess puzzle 0009

At this puzzle, next **move** is by **White**. The objective of the puzzle is to prevent **checkmate** in one **move**. The only piece that is threatening to give a **checkmate** is the black **pawn** at **g2**. If this pawn advances to **g1**, then it can be **promoted** to a piece of their choice. The choice could be among a **queen**, **rook**, **knight** or **bishop**. If the pawn is promoted to a **queen** or a **rook**, it can give a **check** to your **king**.

You have several options to avoid the check mate. Your king at present is in a position to fall in a **back rank mate**.

1. Move your king to **c1**, so that it can move to the second **rank** while under attack in the next move.
2. Move any pawns at a, b or c **file** so that the king will have a square to move when it is under attack in the next move.

See the solution at the [puzzle page](#)

## 1.3 How to view the solution to easy chess puzzle 0009

To view the [solution to this puzzle](#), follow the steps given below

1. Go to the [puzzle page](#)
2. Click the solution button (Key as shown [below](#)) to view the solution



Figure 1.3: Click the solution button to view solutions @ <https://gbud.in/gv05m51>



## 1.4 How to get help for moves in the easy chess puzzle 0009

To get help or the possible next moves in the puzzle, , follow the steps given below

1. Go to the [puzzle page](#)
2. Click the help button (exclamation mark as shown [below](#)) to get help or suggestion on next possible [move](#)



Figure 1.4: Click the help button to get help on next move @ <https://gbud.in/gv05m51>



Figure 1.5: Solve more easy puzzles @ <https://gbud.in/chsezpz>



Figure 1.6: Solve other puzzles @ <https://gbud.in/chsgppz>

## 1.5 Play chess for free



Figure 1.7: Play chess online for free. Solve puzzles and play with friends

Play chess for free at <https://gbud.in/chs>

We present you a platform to play chess online with friends for free. No need to install any app. You can play chess for free without registration or login.

Simple. You can do several chess related activities.

1. [solve chess puzzles](#)
2. [learn about chess](#)

3. [play chess with computer](#)
4. [play chess with friend](#)
5. [create your own chess games](#)
6. [fen viewer](#)
7. [fen editor](#)
8. [fen generator](#)
9. [pgn viewer](#)
10. [chess board editor](#)
11. [view famous chess games.](#)



Figure 1.8: Solve this easy puzzle online by scanning this QR code or go to the link below

<https://gbud.in/gv05m51>

Read the latest article on Easy chess puzzle - # 0009 - Avoid check mate in one move by scanning this QR code or click the link

Previous article : « [Easy chess puzzle - # 0008 - Gain Queen](#)

Next article : [Easy chess puzzle - # 0010 - Check mate in one move](#) »

Access the latest version of this article at  
<https://gbud.in/blog/game/chess/easy-chess-puzzles/easy-chess-puzzle-0009.html>

---

[Back to top](#)

[Contact Us](#)

© GBud Games 2021



Easy chess puzzle # 0010

By

G Bud Games  
<https://gbud.in>

September 23, 2021

# Chapter 1

## Easy chess puzzle - # 0010 - Check mate in one move

Solve this easy chess puzzle and improve your chess games through improvement of your chess strategies and chess tactics.

Puzzle No : 0010

Difficulty level : Easy

Description : Check mate in one move

Next Move : White

Player level : Beginner

Short URL for puzzle : <https://gbud.in/gr5pcx1>

## 1.1 easy chess puzzle 0010



Figure 1.1: Solve this easy chess puzzle 0010. Check mate in one move @ <https://gbud.in/gr5pcx1>



Figure 1.2: Solve this free chess puzzle online with solution @ <https://gbud.in/gr5pcx1>

## 1.2 Solution to easy chess puzzle 0010

At this puzzle, next move is by **White**. The objective of the puzzle is to **checkmate** in one **move**. The **pieces** that can give the **check** in next move are your **queen** and **bishop**. Among these two the queen can end the game by giving a check mate by attacking the **pawn** at **f7**. This checkmate is called **scholar's mate**.

See the solution at the [puzzle page](#)

## 1.3 How to view the solution to easy chess puzzle 0010

To view the [solution to this puzzle](#), follow the steps given below

1. Go to the [puzzle page](#)
2. Click the solution button (Key as shown [below](#)) to view the solution



Figure 1.3: Click the solution button to view solutions @ <https://gbud.in/gr5pcx1>

## 1.4 How to get help for moves in the easy chess puzzle 0010

To get help or the possible next moves in the puzzle, , follow the steps given below

1. Go to the [puzzle page](#)
2. Click the help button (exclamation mark as shown [below](#)) to get help or suggestion on next possible [move](#)





Figure 1.4: Click the help button to get help on next move @ <https://gbud.in/gr5pcx1>



Figure 1.5: Solve more easy puzzles @ <https://gbud.in/chsezpz>



Figure 1.6: Solve other puzzles @ <https://gbud.in/chsgppz>

## 1.5 Play chess for free



Figure 1.7: Play chess online for free. Solve puzzles and play with friends

Play chess for free at <https://gbud.in/chs>

We present you a platform to play chess online with friends for free. No need to install any app. You can play chess for free without registration or login.

Simple. You can do several chess related activities.

1. solve chess puzzles
2. learn about chess
3. play chess with computer
4. play chess with friend
5. create your own chess games
6. fen viewer
7. fen editor
8. fen generator
9. pgn viewer
10. chess board editor
11. view famous chess games.



Figure 1.8: Solve this easy puzzle online by scanning this QR code or go to the link below

<https://gbud.in/gr5pcx1>

Read the latest article on Easy chess puzzle - # 0010 - Check mate in one move by scanning this QR code or click the link

Previous article : « [Easy chess puzzle - # 0009 - Avoid check mate in one move](#)

Next article : [Easy chess puzzle - # 0011 - Check mate in one move](#) »

[Back to top](#)

[Contact Us](#)

© GBud Games 2021



Easy chess puzzle # 0011

By

G Bud Games  
<https://gbud.in>

September 23, 2021

# Chapter 1

## Easy chess puzzle - # 0011 - Check mate in one move

Solve this easy chess puzzle and improve your chess games through improvement of your chess strategies and chess tactics.

Puzzle No : 0011

Difficulty level : Easy

Description : Check mate in one move

Next Move : White

Player level : Beginner

Short URL for puzzle : <https://gbud.in/gmf3f51>

## 1.1 easy chess puzzle 0011



Figure 1.1: Solve this easy chess puzzle 0011. Check mate in one move @ <https://gbud.in/gmf3f51>



Figure 1.2: Solve this free chess puzzle online with solution @ <https://gbud.in/gmf3f51>

## 1.2 Solution to easy chess puzzle 0011

At this puzzle, next **move** is by **White**. The objective of the puzzle is to **checkmate** in one **move**. The only piece that can be used to checkmate is the **queen**. If you move your queen to the eights **rank**, you can checkmate in one move. This mate is called ladder mate.

See the solution at the [puzzle page](#)

## 1.3 How to view the solution to easy chess puzzle 0011

To view the [solution to this puzzle](#), follow the steps given below

1. Go to the [puzzle page](#)
2. Click the solution button (Key as shown [below](#)) to view the solution



Figure 1.3: Click the solution button to view solutions @ <https://gbud.in/gmf3f51>

## 1.4 How to get help for moves in the easy chess puzzle 0011

To get help or the possible next moves in the puzzle, , follow the steps given below

1. Go to the [puzzle page](#)
2. Click the help button (exclamation mark as shown [below](#)) to get help or suggestion on next possible [move](#)



Figure 1.4: Click the help button to get help on next move @ <https://gbud.in/gmf3f51>



Figure 1.5: Solve more easy puzzles @ <https://gbud.in/chsezpz>



Figure 1.6: Solve other puzzles @ <https://gbud.in/chsgppz>



## 1.5 Play chess for free



Figure 1.7: Play chess online for free. Solve puzzles and play with friends

Play chess for free at <https://gbud.in/chs>

We present you a platform to play chess online with friends for free. No need to install any app. You can play chess for free without registration or login.

Simple. You can do several chess related activities.

1. solve chess puzzles
2. learn about chess
3. play chess with computer
4. play chess with friend
5. create your own chess games
6. fen viewer
7. fen editor
8. fen generator
9. pgn viewer
10. chess board editor
11. view famous chess games.



Figure 1.8: Solve this easy puzzle online by scanning this QR code or go to the link below

<https://gbud.in/gmf3f51>

Read the latest article on Easy chess puzzle - # 0011 - Check mate in one move by scanning this QR code or click the link

Previous article : [« Easy chess puzzle - # 0010 - Check mate in one move](#)

Next article : [Easy chess puzzle - # 0012 - Sacrifice a piece to gain queen](#)  
»

[Back to top](#)

[Contact Us](#)

© GBud Games 2021



Easy chess puzzle # 0012

By

G Bud Games  
<https://gbud.in>

September 23, 2021

# Chapter 1

## Easy chess puzzle - # 0012 - Sacrifice a piece to gain queen

Solve this easy chess puzzle and improve your chess games through improvement of your chess strategies and chess tactics.

Puzzle No : 0012

Difficulty level : Easy

Description : Sacrifice a piece to gain queen

Next Move : Black

Player level : Beginner

Short URL for puzzle : <https://gbud.in/glfgt01>

## 1.1 Easy chess puzzle 0012



Figure 1.1: Solve this easy chess puzzle 0012. Sacrifice a piece to gain queen @ <https://gbud.in/glfgt01>



Figure 1.2: Solve this chess puzzle online with solution @ <https://gbud.in/glfgt01>

## 1.2 Solution to easy chess puzzle 0012

At this puzzle, next **move** is by **Black**. The objective of the puzzle is to Free chess puzzle with a difficulty level of easy is given. Puzzle number in easy category is 12. Sacrifice a piece to gain queen. Solve the chess puzzle. See the solution at the [puzzle page](#)

## 1.3 How to view the solution to easy chess puzzle 0012

To view the [solution to this puzzle](#), follow the steps given below

1. Go to the [puzzle page](#)
2. Click the solution button (Key as shown [below](#)) to view the solution



Figure 1.3: Click the solution button to view solutions @ <https://gbud.in/glfgt01>

## 1.4 How to get help for moves in the easy chess puzzle 0012

To get help or the possible next moves in the puzzle, , follow the steps given below

1. Go to the [puzzle page](#)
2. Click the help button (exclamation mark as shown [below](#)) to get help or suggestion on next possible [move](#)



Figure 1.4: Click the help button to get help on next move @ <https://gbud.in/glfgt01>



Figure 1.5: Solve more easy puzzles @ <https://gbud.in/chsezpz>



Figure 1.6: Solve other puzzles @ <https://gbud.in/chsgppz>

## 1.5 Play chess for free



Figure 1.7: Play chess online for free. Solve puzzles and play with friends

Play chess for free at <https://gbud.in/chs>

We present you a platform to play chess online with friends for free. No need to install any app. You can play chess for free without registration or login.

Simple. You can do several chess related activities.

1. solve chess puzzles
2. learn about chess
3. play chess with computer
4. play chess with friend
5. create your own chess games
6. fen viewer
7. fen editor
8. fen generator
9. pgn viewer
10. chess board editor
11. view famous chess games.





Figure 1.8: Solve this puzzle online by scanning this QR code or go to the link below

<https://gbud.in/glfgt01>

Read the latest article on Easy chess puzzle - # 0012 - Sacrifice a piece to gain queen by scanning this QR code or click the link

Previous article : « [Easy chess puzzle - # 0011 - Check mate in one move](#)

Next article : [Easy chess puzzle - # 0013 - Which piece will you capture »](#)

[Back to top](#)

[Contact Us](#)

© GBud Games 2021



## Easy chess puzzle # 0013

By

G Bud Games  
<https://gbud.in>

September 23, 2021

# Chapter 1

## Easy chess puzzle - # 0013 - Which piece will you capture

Solve this easy chess puzzle and improve your chess games through improvement of your chess strategies and chess tactics.

Puzzle No : 0013

Difficulty level : Easy

Description : Which piece will you capture

Next Move : White

Player level : Beginner

Short URL for puzzle : <https://gbud.in/g99lz41>

## 1.1 Easy chess puzzle 0013




Figure 1.1: Solve this easy chess puzzle 0013. Which piece will you capture @ <https://gbud.in/g99lz41>



Figure 1.2: Solve this chess puzzle online with solution @ <https://gbud.in/g99lz41>

## 1.2 Solution to easy chess puzzle 0013

At this puzzle, next **move** is by **White**. The objective of the puzzle is to Free chess puzzle with a difficulty level of easy is given. Puzzle number in easy category is 13. Which piece will you capture. Solve the chess puzzle. See the solution at the [puzzle page](#)

## 1.3 How to view the solution to easy chess puzzle 0013

To view the [solution to this puzzle](#), follow the steps given below

1. Go to the [puzzle page](#)
2. Click the solution button (Key as shown [below](#)) to view the solution



Figure 1.3: Click the solution button to view solutions @ <https://gbud.in/g99lz41>

## 1.4 How to get help for moves in the easy chess puzzle 0013

To get help or the possible next moves in the puzzle, , follow the steps given below

1. Go to the [puzzle page](#)
2. Click the help button (exclamation mark as shown [below](#)) to get help or suggestion on next possible [move](#)



Figure 1.4: Click the help button to get help on next move @ <https://gbud.in/g99lz41>



Figure 1.5: Solve more easy puzzles @ <https://gbud.in/chsezpz>



Figure 1.6: Solve other puzzles @ <https://gbud.in/chsgppz>

## 1.5 Play chess for free



Figure 1.7: Play chess online for free. Solve puzzles and play with friends

Play chess for free at <https://gbud.in/chs>

We present you a platform to play chess online with friends for free. No need to install any app. You can play chess for free without registration or login.

Simple. You can do several chess related activities.

1. solve chess puzzles
2. learn about chess
3. play chess with computer
4. play chess with friend
5. create your own chess games
6. fen viewer
7. fen editor
8. fen generator
9. pgn viewer
10. chess board editor
11. view famous chess games.



Figure 1.8: Solve this puzzle online by scanning this QR code or go to the link below

<https://gbud.in/g99lz41>

Read the latest article on Easy chess puzzle - # 0013 - Which piece will you capture by scanning this QR code or click the link

Previous article : [« Easy chess puzzle - # 0012 - Sacrifice a piece to gain queen](#)

Next article : [Easy chess puzzle - # 0014 - Move the pawn in f file »](#)

[Back to top](#)

[Contact Us](#)

© GBud Games 2021





Easy chess puzzle # 0014

By

G Bud Games  
<https://gbud.in>

September 23, 2021

# Chapter 1

## Easy chess puzzle - # 0014 - Move the pawn in f file

Solve this easy chess puzzle and improve your chess games through improvement of your chess strategies and chess tactics.

Puzzle No : 0014

Difficulty level : Easy

Description : Move the pawn in f file

Next Move : Black

Player level : Beginner

Short URL for puzzle : <https://gbud.in/g49qp41>

## 1.1 Easy chess puzzle 0014



Figure 1.1: Solve this easy chess puzzle 0014. Move the pawn in f file @ <https://gbud.in/g49qp41>



Figure 1.2: Solve this chess puzzle online with solution @ <https://gbud.in/g49qp41>

## 1.2 Solution to easy chess puzzle 0014

At this puzzle, next **move** is by **Black**. The objective of the puzzle is to Free chess puzzle with a difficulty level of easy is given. Puzzle number in easy category is 14. Move the pawn in f file. Solve the chess puzzle.

See the solution at the [puzzle page](#)

## 1.3 How to view the solution to easy chess puzzle 0014

To view the [solution to this puzzle](#), follow the steps given below

1. Go to the [puzzle page](#)
2. Click the solution button (Key as shown [below](#)) to view the solution



Figure 1.3: Click the solution button to view solutions @ <https://gbud.in/g49qp41>

## 1.4 How to get help for moves in the easy chess puzzle 0014

To get help or the possible next moves in the puzzle, , follow the steps given below

1. Go to the [puzzle page](#)
2. Click the help button (exclamation mark as shown [below](#)) to get help or suggestion on next possible [move](#)



Figure 1.4: Click the help button to get help on next move @ <https://gbud.in/g49qp41>



Figure 1.5: Solve more easy puzzles @ <https://gbud.in/chsezpz>



Figure 1.6: Solve other puzzles @ <https://gbud.in/chsgppz>

## 1.5 Play chess for free



Figure 1.7: Play chess online for free. Solve puzzles and play with friends

Play chess for free at <https://gbud.in/chs>

We present you a platform to play chess online with friends for free. No need to install any app. You can play chess for free without registration or login.

Simple. You can do several chess related activities.

1. solve chess puzzles
2. learn about chess
3. play chess with computer
4. play chess with friend
5. create your own chess games
6. fen viewer
7. fen editor
8. fen generator
9. pgn viewer
10. chess board editor
11. view famous chess games.



Figure 1.8: Solve this puzzle online by scanning this QR code or go to the link below

<https://gbud.in/g49qp41>

Read the latest article on Easy chess puzzle - # 0014 - Move the pawn in f file by scanning this QR code or click the link

Previous article : [« Easy chess puzzle - # 0013 - Which piece will you capture](#)

Next article : [Easy chess puzzle - # 0015 - Take advantage of opponents mistake »](#)

[Back to top](#)

[Contact Us](#)

© GBud Games 2021



## Easy chess puzzle # 0015

By

G Bud Games  
<https://gbud.in>

September 23, 2021



# Chapter 1

## Easy chess puzzle - # 0015 - Take advantage of opponents mistake

Solve this easy chess puzzle and improve your chess games through improvement of your chess strategies and chess tactics.

Puzzle No : 0015

Difficulty level : Easy

Description : Take advantage of opponents mistake

Next Move : White

Player level : Beginner

Short URL for puzzle : <https://gbud.in/gmys8z1>

## 1.1 Easy chess puzzle 0015



Figure 1.1: Solve this easy chess puzzle 0015. Take advantage of opponents mistake @ <https://gbud.in/gmys8z1>



Figure 1.2: Solve this chess puzzle online with solution @ <https://gbud.in/gmys8z1>

## 1.2 Solution to easy chess puzzle 0015

At this puzzle, next **move** is by **White**. The objective of the puzzle is to Free chess puzzle with a difficulty level of easy is given. Puzzle number in easy category is 15. Take advantage of opponents mistake. Solve the chess puzzle.

See the solution at the [puzzle page](#)

### **1.2.1 Right moves for the solution to the easy chess puzzle 0015**

Based on the objective of the puzzle, you have to make the right moves. Following are the right moves

1. Qxf7#

### **1.2.2 Explanation for the moves**

1. Qxf7# - This is called scholars mate
2. For right move - You utilised the opportunity effectively. You are good observer
3. For wrong move - You missed the opportunity to end the game. Never lose the opportunity

## **1.3 How to view the solution to easy chess puzzle 0015**

To view the [solution to this puzzle](#), follow the steps given below

1. Go to the [puzzle page](#)
2. Click the solution button (Key as shown [below](#)) to view the solution



Figure 1.3: Click the solution button to view solutions @ <https://gbud.in/gmys8z1>

## 1.4 How to get help for moves in the easy chess puzzle 0015

To get help or the possible next moves in the puzzle, , follow the steps given below

1. Go to the [puzzle page](#)
2. Click the help button (exclamation mark as shown [below](#)) to get help or suggestion on next possible [move](#)



Figure 1.4: Click the help button to get help on next move @ <https://gbud.in/gmys8z1>



Figure 1.5: Solve more easy puzzles @ <https://gbud.in/chsezpz>



Figure 1.6: Solve other puzzles @ <https://gbud.in/chsgppz>

## 1.5 Play chess for free



Figure 1.7: Play chess online for free. Solve puzzles and play with friends

Play chess for free at <https://gbud.in/chs>

We present you a platform to play chess online with friends for free. No need to install any app. You can play chess for free without registration or login.

Simple. You can do several chess related activities.

1. solve chess puzzles
2. learn about chess
3. play chess with computer
4. play chess with friend
5. create your own chess games
6. fen viewer
7. fen editor
8. fen generator
9. pgn viewer
10. chess board editor
11. view famous chess games.



Figure 1.8: Solve this puzzle online by scanning this QR code or go to the link below

<https://gbud.in/gmys8z1>

Read the latest article on Easy chess puzzle - # 0015 - Take advantage of opponents mistake by scanning this QR code or click the link

Previous article : « [Easy chess puzzle - # 0014 - Move the pawn in f file](#)

Next article : [Easy chess puzzle - # 0016 - Capture the queen by the rook at 7th rank](#) »

[Back to top](#)

[Contact Us](#)

© GBud Games 2021



Easy chess puzzle # 0016

By

G Bud Games  
<https://gbud.in>

September 23, 2021



# Chapter 1

## Easy chess puzzle - # 0016 - Capture the queen by the rook at 7th rank

Solve this easy chess puzzle and improve your chess games through improvement of your chess strategies and chess tactics.

Puzzle No : 0016

Difficulty level : Easy

Description : Capture the queen by the rook at 7th rank

Next Move : White

Player level : Beginner

Short URL for puzzle : <https://gbud.in/g9y5c11>

## 1.1 Easy chess puzzle 0016




Figure 1.1: Solve this easy chess puzzle 0016. Capture the queen by the rook at 7th rank @ <https://gbud.in/g9y5c11>



Figure 1.2: Solve this chess puzzle online with solution @ <https://gbud.in/g9y5c11>

## 1.2 Solution to easy chess puzzle 0016

At this puzzle, next **move** is by **White**. The objective of the puzzle is to Free chess puzzle with a difficulty level of easy is given. Puzzle number in easy category is 16. Capture the queen by the rook at 7th rank. Solve the chess puzzle.

See the solution at the [puzzle page](#)

### **1.2.1 Right moves for the solution to the easy chess puzzle 0016**

Based on the objective of the puzzle, you have to make the right moves. Following are the right moves

1. Rhxd7+

### **1.2.2 Explanation for the moves**

1. Rhxd7+ - Each row in chess board is called a rank. This rook is at seventh rank
2. For right move - You know what a rank is
3. For wrong move - You should read about rank in chess.

## **1.3 How to view the solution to easy chess puzzle 0016**

To view the [solution to this puzzle](#), follow the steps given below

1. Go to the [puzzle page](#)
2. Click the solution button (Key as shown [below](#)) to view the solution



Figure 1.3: Click the solution button to view solutions @ <https://gbud.in/g9y5c11>

## 1.4 How to get help for moves in the easy chess puzzle 0016

To get help or the possible next moves in the puzzle, , follow the steps given below

1. Go to the [puzzle page](#)
2. Click the help button (exclamation mark as shown [below](#)) to get help or suggestion on next possible [move](#)



Figure 1.4: Click the help button to get help on next move @ <https://gbud.in/g9y5c11>



Figure 1.5: Solve more easy puzzles @ <https://gbud.in/chsezpz>



Figure 1.6: Solve other puzzles @ <https://gbud.in/chsgppz>

## 1.5 Play chess for free



Figure 1.7: Play chess online for free. Solve puzzles and play with friends

Play chess for free at <https://gbud.in/chs>

We present you a platform to play chess online with friends for free. No need to install any app. You can play chess for free without registration or login.

Simple. You can do several chess related activities.

1. solve chess puzzles
2. learn about chess
3. play chess with computer
4. play chess with friend
5. create your own chess games
6. fen viewer
7. fen editor
8. fen generator
9. pgn viewer
10. chess board editor
11. view famous chess games.



Figure 1.8: Solve this puzzle online by scanning this QR code or go to the link below

<https://gbud.in/g9y5c11>

Read the latest article on Easy chess puzzle - # 0016 - Capture the queen by the rook at 7th rank by scanning this QR code or click the link

Previous article : [« Easy chess puzzle - # 0015 - Take advantage of opponents mistake](#)

Next article : [Easy chess puzzle - # 0017 - Provide support to your knight](#)  
»

[Back to top](#)

[Contact Us](#)

© GBud Games 2021



Easy chess puzzle # 0017

By

G Bud Games  
<https://gbud.in>

September 23, 2021



# Chapter 1

## Easy chess puzzle - # 0017 - Provide support to your knight

Solve this easy chess puzzle and improve your chess games through improvement of your chess strategies and chess tactics.

Puzzle No : 0017

Difficulty level : Easy

Description : Provide support to your knight

Next Move : White

Player level : Beginner

Short URL for puzzle : <https://gbud.in/gmddtj1>

## 1.1 Easy chess puzzle 0017



Figure 1.1: Solve this easy chess puzzle 0017. Provide support to your knight @ <https://gbud.in/gmddtj1>



Figure 1.2: Solve this chess puzzle online with solution @ <https://gbud.in/gmddtj1>

## 1.2 Solution to easy chess puzzle 0017

At this puzzle, next **move** is by **White**. The objective of the puzzle is to Free chess puzzle with a difficulty level of easy is given. Puzzle number in easy category is 17. Provide support to your knight. Solve the chess puzzle.

See the solution at the [puzzle page](#)

### **1.2.1 Right moves for the solution to the easy chess puzzle 0017**

Based on the objective of the puzzle, you have to make the right moves. Following are the right moves

1. Qe2

### **1.2.2 Explanation for the moves**

1. For right move - You have made the right move
2. For wrong move - You failed to provide the support to your knight. It is hanging and will be attacked by the bishop

## **1.3 Categories of easy chess puzzle 0017**

This easy chess puzzle falls in these categories.

1. [Easy chess puzzles](#)

## **1.4 How to view the solution to easy chess puzzle 0017**

To view the [solution to this puzzle](#), follow the steps given below

1. Go to the [puzzle page](#)
2. Click the solution button (Key as shown [below](#)) to view the solution



Figure 1.3: Click the solution button to view solutions @ <https://gbud.in/gmddtj1>

## 1.5 How to get help for moves in the easy chess puzzle 0017

To get help or the possible next moves in the puzzle, , follow the steps given below

1. Go to the [puzzle page](#)
2. Click the help button (exclamation mark as shown [below](#)) to get help or suggestion on next possible [move](#)



Figure 1.4: Click the help button to get help on next move @ <https://gbud.in/gmddtjl>



Figure 1.5: Solve more easy puzzles @ <https://gbud.in/chsezpz>



Figure 1.6: Solve other puzzles @ <https://gbud.in/chsgppz>

## 1.6 Play chess for free



Figure 1.7: Play chess online for free. Solve puzzles and play with friends

Play chess for free at <https://gbud.in/chs>

We present you a platform to play chess online with friends for free. No need to install any app. You can play chess for free without registration or login.

Simple. You can do several chess related activities.

1. solve chess puzzles
2. learn about chess
3. play chess with computer
4. play chess with friend
5. create your own chess games
6. fen viewer
7. fen editor
8. fen generator
9. pgn viewer
10. chess board editor
11. view famous chess games.



Figure 1.8: Solve this puzzle online by scanning this QR code or go to the link below

<https://gbud.in/gmddtj1>

Read the latest article on Easy chess puzzle - # 0017 - Provide support to your knight by scanning this QR code or click the link

Previous article : [« Easy chess puzzle - # 0016 - Capture the queen by the rook at 7th rank](#)

Next article : [Easy chess puzzle - # 0018 - Mate in 1 move »](#)

[Back to top](#)

[Contact Us](#)

© GBud Games 2021



## Easy chess puzzle # 0018

By

G Bud Games  
<https://gbud.in>

September 23, 2021



# Chapter 1

## Easy chess puzzle - # 0018 - Mate in 1 move

Solve this easy chess puzzle and improve your chess games through improvement of your chess strategies and chess tactics.

Puzzle No : 0018

Difficulty level : Easy

Description : Mate in 1 move

Next Move : Black

Player level : Beginner

Short URL for puzzle : <https://gbud.in/grd7qw1>

## 1.1 Easy chess puzzle 0018



Figure 1.1: Solve this easy chess puzzle 0018. Mate in 1 move @ <https://gbud.in/grd7qw1>



Figure 1.2: Solve this chess puzzle online with solution @ <https://gbud.in/grd7qw1>

## 1.2 Solution to easy chess puzzle 0018

At this puzzle, next [move](#) is by [Black](#). The objective of the puzzle is to Free chess puzzle with a difficulty level of easy is given. Puzzle number in easy category is 18. Mate in 1 move. Solve the chess puzzle.

See the solution at the [puzzle page](#)

### **1.2.1 Right moves for the solution to the easy chess puzzle 0018**

Based on the objective of the puzzle, you have to make the right moves. Following are the right moves

1. Rb8#

### **1.2.2 Explanation for the moves**

1. For right move - You had a checkmate in one move. Good move
2. For wrong move - You failed to have a checkmate. Opportunity never knocks twice

## **1.3 Categories of easy chess puzzle 0018**

This easy chess puzzle falls in these categories.

1. [Easy chess puzzles](#)
2. [Mate in 1 puzzles in chess](#)
3. [Endgame puzzles in chess](#)

## **1.4 How to view the solution to easy chess puzzle 0018**

To view the [solution to this puzzle](#), follow the steps given below

1. Go to the [puzzle page](#)
2. Click the solution button (Key as shown [below](#)) to view the solution



Figure 1.3: Click the solution button to view solutions @ <https://gbud.in/grd7qw1>

## 1.5 How to get help for moves in the easy chess puzzle 0018

To get help or the possible next moves in the puzzle, , follow the steps given below

1. Go to the [puzzle page](#)
2. Click the help button (exclamation mark as shown [below](#)) to get help or suggestion on next possible [move](#)



Figure 1.4: Click the help button to get help on next move @ <https://gbud.in/grd7qw1>



Figure 1.5: Solve more easy puzzles @ <https://gbud.in/chsezpz>



Figure 1.6: Solve other puzzles @ <https://gbud.in/chsgppz>

## 1.6 Play chess for free



Figure 1.7: Play chess online for free. Solve puzzles and play with friends

Play chess for free at <https://gbud.in/chs>

We present you a platform to play chess online with friends for free. No need to install any app. You can play chess for free without registration or login.

Simple. You can do several chess related activities.

1. solve chess puzzles
2. learn about chess
3. play chess with computer
4. play chess with friend
5. create your own chess games
6. fen viewer
7. fen editor
8. fen generator
9. pgn viewer
10. chess board editor
11. view famous chess games.



Figure 1.8: Solve this puzzle online by scanning this QR code or go to the link below

<https://gbud.in/grd7qw1>

Read the latest article on Easy chess puzzle - # 0018 - Mate in 1 move by scanning this QR code or click the link

Previous article : « [Easy chess puzzle - # 0017 - Provide support to your knight](#)

Next article : [Easy chess puzzle - # 0019 - Mate in 1 move](#) »

[Back to top](#)

[Contact Us](#)

© GBud Games 2021



Easy chess puzzle # 0019

By

G Bud Games  
<https://gbud.in>

September 23, 2021



# Chapter 1

## Easy chess puzzle - # 0019 - Mate in 1 move

Solve this easy chess puzzle and improve your chess games through improvement of your chess strategies and chess tactics.

Puzzle No : 0019

Difficulty level : Easy

Description : Mate in 1 move

Next Move : White

Player level : Beginner

Short URL for puzzle : <https://gbud.in/g4zk5x1>

## 1.1 Easy chess puzzle 0019



Figure 1.1: Solve this easy chess puzzle 0019. Mate in 1 move @ <https://gbud.in/g4zk5x1>



Figure 1.2: Solve this chess puzzle online with solution @ <https://gbud.in/g4zk5x1>

## 1.2 Solution to easy chess puzzle 0019

At this puzzle, next **move** is by **White**. The objective of the puzzle is to Free chess puzzle with a difficulty level of easy is given. Puzzle number in easy category is 19. Mate in 1 move. Solve the chess puzzle.

See the solution at the [puzzle page](#)

### **1.2.1 Right moves for the solution to the easy chess puzzle 0019**

Based on the objective of the puzzle, you have to make the right moves. Following are the right moves

1. Nf3#

### **1.2.2 Explanation for the moves**

1. For right move - You understood the power of knight. It is the only piece that can jump and attack over pieces
2. For wrong move - You need to understand the power of knight. It is the only piece that can jump and attack over pieces

## **1.3 Categories of easy chess puzzle 0019**

This easy chess puzzle falls in these categories.

1. [Easy chess puzzles](#)
2. [Mate in 1 puzzles in chess](#)
3. [Endgame puzzles in chess](#)

## **1.4 How to view the solution to easy chess puzzle 0019**

To view the [solution to this puzzle](#), follow the steps given below

1. Go to the [puzzle page](#)
2. Click the solution button (Key as shown [below](#)) to view the solution



Figure 1.3: Click the solution button to view solutions @ <https://gbud.in/g4zk5x1>

## 1.5 How to get help for moves in the easy chess puzzle 0019

To get help or the possible next moves in the puzzle, , follow the steps given below

1. Go to the [puzzle page](#)
2. Click the help button (exclamation mark as shown [below](#)) to get help or suggestion on next possible [move](#)



Figure 1.4: Click the help button to get help on next move @ <https://gbud.in/g4zk5x1>



Figure 1.5: Solve more easy puzzles @ <https://gbud.in/chsezpz>



Figure 1.6: Solve other puzzles @ <https://gbud.in/chsgppz>

## 1.6 Play chess for free



Figure 1.7: Play chess online for free. Solve puzzles and play with friends

Play chess for free at <https://gbud.in/chs>

We present you a platform to play chess online with friends for free. No need to install any app. You can play chess for free without registration or login.

Simple. You can do several chess related activities.

1. solve chess puzzles
2. learn about chess
3. play chess with computer
4. play chess with friend
5. create your own chess games
6. fen viewer
7. fen editor
8. fen generator
9. pgn viewer
10. chess board editor
11. view famous chess games.



Figure 1.8: Solve this puzzle online by scanning this QR code or go to the link below

<https://gbud.in/g4zk5x1>

Read the latest article on Easy chess puzzle - # 0019 - Mate in 1 move by scanning this QR code or click the link

Previous article : « [Easy chess puzzle - # 0018 - Mate in 1 move](#) »

Next article : [Easy chess puzzle - # 0020 - Mate in 1 move](#) »

[Back to top](#)

[Contact Us](#)

© GBud Games 2021



Easy chess puzzle # 0020

By

G Bud Games  
<https://gbud.in>

September 23, 2021



# Chapter 1

## Easy chess puzzle - # 0020 - Mate in 1 move

Solve this easy chess puzzle and improve your chess games through improvement of your chess strategies and chess tactics.

Puzzle No : 0020

Difficulty level : Easy

Description : Mate in 1 move

Next Move : White

Player level : Beginner

Short URL for puzzle : <https://gbud.in/gfxxhw1>

## 1.1 Easy chess puzzle 0020



Figure 1.1: Solve this easy chess puzzle 0020. Mate in 1 move @ <https://gbud.in/gfxxhw1>



Figure 1.2: Solve this chess puzzle online with solution @ <https://gbud.in/gfxxhw1>

## 1.2 Solution to easy chess puzzle 0020

At this puzzle, next **move** is by **White**. The objective of the puzzle is to Free chess puzzle with a difficulty level of easy is given. Puzzle number in easy category is 20. Mate in 1 move. Solve the chess puzzle.

See the solution at the [puzzle page](#)

### 1.2.1 Right moves for the solution to the easy chess puzzle 0020

Based on the objective of the puzzle, you have to make the right moves. Following are the right moves

1. Nb6#

### 1.2.2 Explanation for the moves

1. Nb6# - The knight can't be captured because of the presence of the rook. King can not move to b8 since b8 is attacked by queen
2. For right move - You know which move will mate. Good work.
3. For wrong move - A little more analysis would have helped. Dont stop trying.

## 1.3 Categories of easy chess puzzle 0020

This easy chess puzzle falls in these categories.

1. [Easy chess puzzles](#)
2. [Mate in 1 puzzles in chess](#)
3. [Endgame puzzles in chess](#)

## 1.4 How to view the solution to easy chess puzzle 0020

To view the [solution to this puzzle](#), follow the steps given below

1. Go to the [puzzle page](#)
2. Click the solution button (Key as shown [below](#)) to view the solution



Figure 1.3: Click the solution button to view solutions @ <https://gbud.in/gfxxhw1>

## 1.5 How to get help for moves in the easy chess puzzle 0020

To get help or the possible next moves in the puzzle, , follow the steps given below

1. Go to the [puzzle page](#)
2. Click the help button (exclamation mark as shown [below](#)) to get help or suggestion on next possible [move](#)



Figure 1.4: Click the help button to get help on next move @ <https://gbud.in/gfxxhw1>



Figure 1.5: Solve more easy puzzles @ <https://gbud.in/chsezpz>



Figure 1.6: Solve other puzzles @ <https://gbud.in/chsgppz>

## 1.6 Play chess for free



Figure 1.7: Play chess online for free. Solve puzzles and play with friends

Play chess for free at <https://gbud.in/chs>

We present you a platform to play chess online with friends for free. No need to install any app. You can play chess for free without registration or login.

Simple. You can do several chess related activities.

1. solve chess puzzles
2. learn about chess
3. play chess with computer
4. play chess with friend
5. create your own chess games
6. fen viewer
7. fen editor
8. fen generator
9. pgn viewer
10. chess board editor
11. view famous chess games.



Figure 1.8: Solve this puzzle online by scanning this QR code or go to the link below

<https://gbud.in/gfxxhw1>

Read the latest article on Easy chess puzzle - # 0020 - Mate in 1 move by scanning this QR code or click the link

Previous article : « [Easy chess puzzle - # 0019 - Mate in 1 move](#)

Next article : [Easy Chess puzzle # 0021 - Gain rook](#) »

[Back to top](#)

[Contact Us](#)

© GBud Games 2021



## Easy chess puzzle # 0021

By

G Bud Games  
<https://gbud.in>

September 23, 2021



# Chapter 1

## Easy Chess puzzle # 0021 - Gain rook

Solve this easy chess puzzle and improve your chess games through improvement of your chess strategies and chess tactics.

Puzzle No : 0021

Difficulty level : Easy

Description : Gain rook

Next Move : White

Player level : Beginner

Short URL for puzzle : <https://gbud.in/gw4dly1>

## 1.1 Easy chess puzzle 0021



Figure 1.1: Solve this easy chess puzzle 0021. Gain rook @ <https://gbud.in/gw4dly1>



Figure 1.2: Solve this chess puzzle online with solution @ <https://gbud.in/gw4dly1>

## 1.2 Solution to easy chess puzzle 0021

At this puzzle, next **move** is by **White**. The objective of the puzzle is to easy chess puzzle with solution is given. Puzzle number in easy category is 21. Gain rook. Solve the chess puzzle.

See the solution at the [puzzle page](#)

### 1.2.1 Right moves for the solution to the easy chess puzzle 0021

Based on the objective of the puzzle, you have to make the right moves. Following are the right moves

1. Nxc7, Nxa8

### 1.2.2 Explanation for the moves

1. Nxc7 - This is called knight fork since the knight attacks two rooks at the same time
2. For right move - You utilised the knight fork effectively
3. For wrong move - You missed a chance to capture a rook using the knight fork

## 1.3 Categories of easy chess puzzle 0021

This easy chess puzzle falls in these categories.

1. [Easy chess puzzles](#)
2. [Gain puzzles in chess](#)
3. [Fork puzzles in chess](#)

## 1.4 How to view the solution to easy chess puzzle 0021

To view the [solution to this puzzle](#), follow the steps given below

1. Go to the [puzzle page](#)
2. Click the solution button (Key as shown [below](#)) to view the solution



Figure 1.3: Click the solution button to view solutions @ <https://gbud.in/gw4dly1>

## 1.5 How to get help for moves in the easy chess puzzle 0021

To get help or the possible next moves in the puzzle, , follow the steps given below

1. Go to the [puzzle page](#)
2. Click the help button (exclamation mark as shown [below](#)) to get help or suggestion on next possible [move](#)



Figure 1.4: Click the help button to get help on next move @ <https://gbud.in/gw4dly1>



Figure 1.5: Solve more easy puzzles @ <https://gbud.in/chsezpz>



Figure 1.6: Solve other puzzles @ <https://gbud.in/chsgppz>

## 1.6 Play chess for free



Figure 1.7: Play chess online for free. Solve puzzles and play with friends

Play chess for free at <https://gbud.in/chs>

We present you a platform to play chess online with friends for free. No need to install any app. You can play chess for free without registration or login.

Simple. You can do several chess related activities.

1. solve chess puzzles
2. learn about chess
3. play chess with computer
4. play chess with friend
5. create your own chess games
6. fen viewer
7. fen editor
8. fen generator
9. pgn viewer
10. chess board editor
11. view famous chess games.



Figure 1.8: Solve this puzzle online by scanning this QR code or go to the link below

<https://gbud.in/gw4dly1>

Read the latest article on Easy Chess puzzle # 0021 - Gain rook by scanning this QR code or click the link

Previous article : « [Easy chess puzzle - # 0020 - Mate in 1 move](#)

Next article : [Easy Chess puzzle # 0022 - Mate in 1 move](#) »

[Back to top](#)

[Contact Us](#)

© GBud Games 2021



## Easy chess puzzle # 0022

By

G Bud Games  
<https://gbud.in>

September 23, 2021



# Chapter 1

## Easy Chess puzzle # 0022 - Mate in 1 move

Solve this easy chess puzzle and improve your chess games through improvement of your chess strategies and chess tactics.

Puzzle No : 0022

Difficulty level : Easy

Description : Mate in 1 move

Next Move : Black

Player level : Beginner

Short URL for puzzle : <https://gbud.in/g1ldmz1>

## 1.1 Easy chess puzzle 0022



Figure 1.1: Solve this easy chess puzzle 0022. Mate in 1 move @ <https://gbud.in/g1ldmz1>



Figure 1.2: Solve this chess puzzle online with solution @ <https://gbud.in/g1ldmz1>

## 1.2 Solution to easy chess puzzle 0022

At this puzzle, next **move** is by **Black**. The objective of the puzzle is to easy chess puzzle with solution is given. Puzzle number in easy category is 22. Mate in 1 move. Solve the chess puzzle.

See the solution at the [puzzle page](#)

### 1.2.1 Right moves for the solution to the easy chess puzzle 0022

Based on the objective of the puzzle, you have to make the right moves. Following are the right moves

1. Ng3#

### 1.2.2 Explanation for the moves

1. Ng3# - This knight can not be captured by the pawn since it protects the king from the queen. The king can not move to e file due to the presence of the rook.
2. For right move - Your move of knight is excellent. Keep up the good work
3. For wrong move - You should keep in mind that the knight can attack over pieces and can have a checkmate here.

## 1.3 Categories of easy chess puzzle 0022

This easy chess puzzle falls in these categories.

1. [Easy chess puzzles](#)
2. [Mate in 1 puzzles in chess](#)
3. [Endgame puzzles in chess](#)

## 1.4 How to view the solution to easy chess puzzle 0022

To view the [solution to this puzzle](#), follow the steps given below

1. Go to the [puzzle page](#)
2. Click the solution button (Key as shown [below](#)) to view the solution



Figure 1.3: Click the solution button to view solutions @ <https://gbud.in/g1ldmz1>

## 1.5 How to get help for moves in the easy chess puzzle 0022

To get help or the possible next moves in the puzzle, , follow the steps given below

1. Go to the [puzzle page](#)
2. Click the help button (exclamation mark as shown [below](#)) to get help or suggestion on next possible [move](#)



Figure 1.4: Click the help button to get help on next move @ <https://gbud.in/g1ldmz1>



Figure 1.5: Solve more easy puzzles @ <https://gbud.in/chsezpz>



Figure 1.6: Solve other puzzles @ <https://gbud.in/chsgppz>

## 1.6 Play chess for free



Figure 1.7: Play chess online for free. Solve puzzles and play with friends

Play chess for free at <https://gbud.in/chs>

We present you a platform to play chess online with friends for free. No need to install any app. You can play chess for free without registration or login.

Simple. You can do several chess related activities.

1. solve chess puzzles
2. learn about chess
3. play chess with computer
4. play chess with friend
5. create your own chess games
6. fen viewer
7. fen editor
8. fen generator
9. pgn viewer
10. chess board editor
11. view famous chess games.



Figure 1.8: Solve this puzzle online by scanning this QR code or go to the link below

<https://gbud.in/g1ldmz1>

Read the latest article on Easy Chess puzzle # 0022 - Mate in 1 move by scanning this QR code or click the link

Previous article : « [Easy Chess puzzle # 0021 - Gain rook](#)

Next article : [Easy Chess puzzle # 0023 - Will you capture the unsupported knight](#) »

[Back to top](#)

[Contact Us](#)

© GBud Games 2021



## Easy Chess Puzzle # 0023

By

G Bud Games  
<https://gbud.in>

September 23, 2021



# Chapter 1

## Easy Chess puzzle # 0023 - Will you capture the unsupported knight

Solve this easy chess puzzle and improve your chess games through improvement of your chess strategies and chess tactics.

Puzzle No : 0023

Difficulty level : Easy

Description : Will you capture the unsupported knight

Next Move : Black

Player level : Beginner

Short URL for puzzle : <https://gbud.in/g7c9q31>

## 1.1 Easy chess puzzle 0023



Figure 1.1: Solve this easy chess puzzle 0023. Will you capture the unsupported knight @ <https://gbud.in/g7c9q31>



Figure 1.2: Solve this chess puzzle online with solution @ <https://gbud.in/g7c9q31>

## 1.2 Solution to easy chess puzzle 0023

At this puzzle, next **move** is by **Black**. The objective of the puzzle is to easy chess puzzle with solution is given. Puzzle number in easy category is 23. Will you capture the unsupported knight. Solve the chess puzzle.

See the solution at the [puzzle page](#)

### 1.2.1 Right moves for the solution to the easy chess puzzle 0023

Based on the objective of the puzzle, you have to make the right moves. Following are the right moves

1. Qd1#

### 1.2.2 Explanation for the moves

1. Qd1# - This is called back-rank mate
2. For right move - You did not settle just for a gain. You knew you could win. Nice decision
3. For wrong move - You missed a wonderful opportunity to checkmate. Checkmate is the objective of chess game

## 1.3 Categories of easy chess puzzle 0023

This easy chess puzzle falls in these categories.

1. [Easy chess puzzles](#)
2. [Mate in 1 puzzles in chess](#)
3. [Endgame puzzles in chess](#)

## 1.4 How to view the solution to easy chess puzzle 0023

To view the [solution to this puzzle](#), follow the steps given below

1. Go to the [puzzle page](#)
2. Click the solution button (Key as shown [below](#)) to view the solution



Figure 1.3: Click the solution button to view solutions @ <https://gbud.in/g7c9q31>

## 1.5 How to get help for moves in the easy chess puzzle 0023

To get help or the possible next moves in the puzzle, , follow the steps given below

1. Go to the [puzzle page](#)
2. Click the help button (exclamation mark as shown [below](#)) to get help or suggestion on next possible [move](#)



Figure 1.4: Click the help button to get help on next move @ <https://gbud.in/g7c9q31>



Figure 1.5: Solve more easy puzzles @ <https://gbud.in/chsezpz>



Figure 1.6: Solve other puzzles @ <https://gbud.in/chsgppz>

## 1.6 Play chess for free



Figure 1.7: Play chess online for free. Solve puzzles and play with friends

Play chess for free at <https://gbud.in/chs>

We present you a platform to play chess online with friends for free. No need to install any app. You can play chess for free without registration or login.

Simple. You can do several chess related activities.

1. solve chess puzzles
2. learn about chess
3. play chess with computer
4. play chess with friend
5. create your own chess games
6. fen viewer
7. fen editor
8. fen generator
9. pgn viewer
10. chess board editor
11. view famous chess games.



Figure 1.8: Solve this puzzle online by scanning this QR code or go to the link below

<https://gbud.in/g7c9q31>

Read the latest article on Easy Chess puzzle # 0023 - Will you capture the unsupported knight by scanning this QR code or click the link

Previous article : « [Easy Chess puzzle # 0022 - Mate in 1 move](#)

Next article : [Easy chess puzzles](#) »

[Back to top](#)

[Contact Us](#)

© GBud Games 2021



## Easy Chess Puzzle # 0024

By

G Bud Games  
<https://gbud.in>

September 26, 2021



# Chapter 1

## Easy Chess puzzle # 0024 - Mate in 1 move

Solve this easy chess puzzle and improve your chess games through improvement of your chess strategies and chess tactics.

Puzzle No : 0024

Difficulty level : Easy

Description : Mate in 1 move

Next Move : White

Player level : Beginner

Short URL for puzzle : <https://gbud.in/gz5dnc1>

## 1.1 Easy chess puzzle 0024




Figure 1.1: Solve this easy chess puzzle 0024. Mate in 1 move @ <https://gbud.in/gz5dnc1>



Figure 1.2: Solve this chess puzzle online with solution @ <https://gbud.in/gz5dnc1>

## 1.2 Solution to easy chess puzzle 0024

At this puzzle, next **move** is by **White**. The objective of the puzzle is to mate in 1 move.

See the solution at the [puzzle page](#)

## 1.2.1 Solution 1

### 1.2.1.1 Initial board position

This is the initial board position of easy chess puzzle 0024.




Figure 1.3: Initial board position of easy chess puzzle 0024

### 1.2.1.2 Move 1

Move by white




Figure 1.4: b8=N# - The pawn should be promoted to a knight to have a checkmate. Even promoting into a queen would not help in this scenario.

### 1.2.2 Right moves for the solution to the easy chess puzzle 0024

Based on the objective of the puzzle, you have to make the right moves. Following are the right moves

1. b8=N#

### 1.2.3 Explanation for the moves

1. b8=N# - The pawn should be promoted to a knight to have a checkmate. Even promoting into a queen would not help in this scenario.
2. For right move - You know that it is always not necessary to promote a pawn to a queen
3. For wrong move - A simple promotion would have helped you to have a checkmate. Try again

## 1.3 Categories of easy chess puzzle 0024

This easy chess puzzle falls in these categories.

1. [Easy chess puzzles](#)
2. [Mate in 1 puzzles in chess](#)
3. [Endgame puzzles in chess](#)
4. [Promotion puzzles in chess](#)

## 1.4 How to view the solution to easy chess puzzle 0024

To view the [solution to this puzzle](#), follow the steps given below

1. Go to the [puzzle page](#)
2. Click the solution button (Key as shown [below](#)) to view the solution

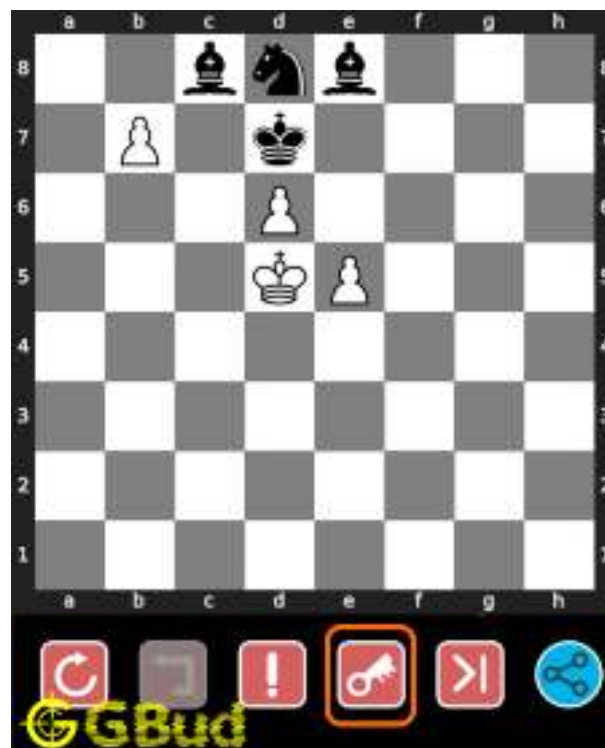


Figure 1.5: Click the solution button to view solutions @ <https://gbud.in/gz5dnc1>

## 1.5 How to get help for moves in the easy chess puzzle 0024

To get help or the possible next moves in the puzzle, , follow the steps given below

1. Go to the [puzzle page](#)
2. Click the help button (exclamation mark as shown [below](#)) to get help or suggestion on next possible [move](#)

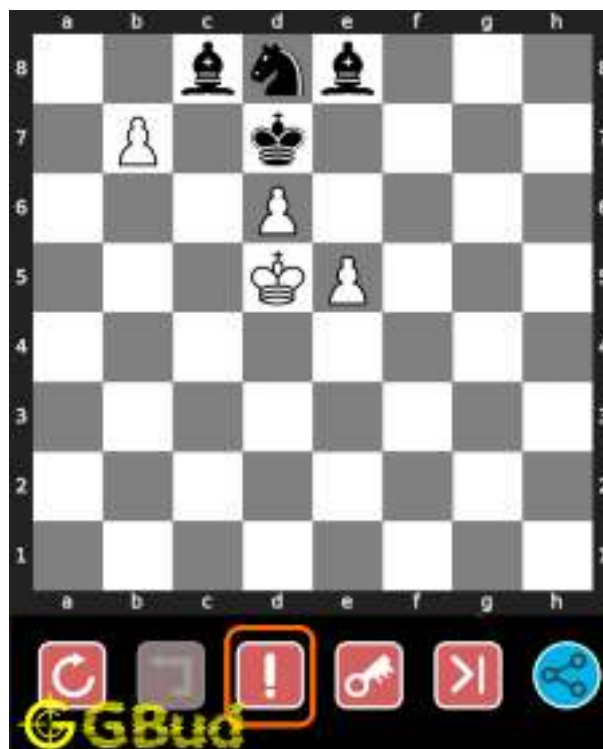


Figure 1.6: Click the help button to get help on next move @ <https://gbud.in/gz5dnc1>



Figure 1.7: Solve more easy puzzles @ <https://gbud.in/chsezpz>



Figure 1.8: Solve other puzzles @ <https://gbud.in/chsgppz>

## 1.6 Play chess for free



Figure 1.9: Play chess online for free. Solve puzzles and play with friends

Play chess for free at <https://gbud.in/chs>

We present you a platform to play chess online with friends for free. No need to install any app. You can play chess for free without registration or login.

Simple. You can do several chess related activities.

1. [solve chess puzzles](#)
2. [learn about chess](#)

3. [play chess with computer](#)
4. [play chess with friend](#)
5. [create your own chess games](#)
6. [fen viewer](#)
7. [fen editor](#)
8. [fen generator](#)
9. [pgn viewer](#)
10. [chess board editor](#)
11. [view famous chess games.](#)



Figure 1.10: Solve this puzzle online by scanning this QR code or go to the link below

<https://gbud.in/gz5dnc1>

Read the latest article on Easy Chess puzzle # 0024 - Mate in 1 move by scanning this QR code or click the link

Previous article : [« Easy Chess puzzle # 0023 - Will you capture the unsupported knight](#)

Next article : [Easy chess puzzles »](#)



Access the latest version of this article at  
<https://gbud.in/blog/game/chess/easy-chess-puzzles/easy-chess-puzzle-0024.html>

---

[Back to top](#)

[Contact Us](#)

© GBud Games 2021



## Easy Chess Puzzle # 0025

By

G Bud Games  
<https://gbud.in>

September 28, 2021

# Chapter 1

## Easy Chess puzzle # 0025 - Give a discovered check to opponent

Solve this easy chess puzzle and improve your chess games through improvement of your chess strategies and chess tactics.

Puzzle No : 0025

Difficulty level : Easy

Description : Give a discovered check to opponent

Next Move : White

Player level : Beginner

Short URL for puzzle : <https://gbud.in/gqdhsx1>

## 1.1 Easy chess puzzle 0025



Figure 1.1: Solve this easy chess puzzle 0025. Give a discovered check to opponent @ <https://gbud.in/gqdhx1>



Figure 1.2: Solve this chess puzzle online with solution @ <https://gbud.in/gqdhx1>

## 1.2 Solution to easy chess puzzle 0025

At this puzzle, next **move** is by **White**. The objective of the puzzle is to give a discovered check to opponent.

See the solution at the [puzzle page](#)

## 1.2.1 Solution 1

### 1.2.1.1 Initial board position

This is the initial board position of easy chess puzzle 0025.



Figure 1.3: Initial board position of easy chess puzzle 0025

### 1.2.1.2 Move 1

Move by white



Figure 1.4:  $cxb7+$  - Discovered check is the move where a movement of a piece reveals attack from another piece. Here the movement of the pawn gives the check from bishop. You will get a chance to capture the rook or bishop after the king moves.

### 1.2.2 Right moves for the solution to the easy chess puzzle 0025

Based on the objective of the puzzle, you have to make the right moves. Following are the right moves

1.  $cxb7+$

### 1.2.3 Explanation for the moves

1.  $cxb7+$  - Discovered check is the move where a movement of a piece reveals attack from another piece. Here the movement of the pawn gives the check from bishop. You will get a chance to capture the rook or bishop after the king moves.
2. For right move - Right move. you know what a discovered check is
3. For wrong move - Wrong move. You could have gained rook or bishop by moving a pawn and give check to the king

## 1.3 Categories of easy chess puzzle 0025

This easy chess puzzle falls in these categories.

1. [Easy chess puzzles](#)
2. [Gain puzzles in chess](#)

## 1.4 How to view the solution to easy chess puzzle 0025

To view the [solution to this puzzle](#), follow the steps given below

1. Go to the [puzzle page](#)
2. Click the solution button (Key as shown [below](#)) to view the solution



Figure 1.5: Click the solution button to view solutions @ <https://gbud.in/gqdhx1>

## 1.5 How to get help for moves in the easy chess puzzle 0025

To get help or the possible next moves in the puzzle, , follow the steps given below

1. Go to the [puzzle page](#)
2. Click the help button (exclamation mark as shown [below](#)) to get help or suggestion on next possible [move](#)



Figure 1.6: Click the help button to get help on next move @ <https://gbud.in/gqdhsx1>



Figure 1.7: Solve more easy puzzles @ <https://gbud.in/chsezpz>





Figure 1.8: Solve other puzzles @ <https://gbud.in/chsgppz>

## 1.6 Play chess for free



Figure 1.9: Play chess online for free. Solve puzzles and play with friends

Play chess for free at <https://gbud.in/chs>

We present you a platform to play chess online with friends for free. No need to install any app. You can play chess for free without registration or login.

Simple. You can do several chess related activities.

1. [solve chess puzzles](#)
2. [learn about chess](#)

3. [play chess with computer](#)
4. [play chess with friend](#)
5. [create your own chess games](#)
6. [fen viewer](#)
7. [fen editor](#)
8. [fen generator](#)
9. [pgn viewer](#)
10. [chess board editor](#)
11. [view famous chess games.](#)



Figure 1.10: Solve this puzzle online by scanning this QR code or go to the link below

<https://gbud.in/gqdhsx1>

Read the latest article on Easy Chess puzzle # 0025 - Give a discovered check to opponent by scanning this QR code or click the link

Previous article : « [Easy Chess puzzle # 0024 - Mate in 1 move](#)

Next article : [Easy chess puzzles](#) »

Access the latest version of this article at  
<https://gbud.in/blog/game/chess/easy-chess-puzzles/easy-chess-puzzle-0025.html>

---

[Back to top](#)

[Contact Us](#)

© GBud Games 2021



## Easy Chess Puzzle # 0026

By

G Bud Games  
<https://gbud.in>

September 30, 2021

# Chapter 1

## Easy Chess puzzle # 0026 - Mate in 2 moves

Solve this easy chess puzzle and improve your chess games through improvement of your chess strategies and chess tactics.

Puzzle No : 0026

Difficulty level : Easy

Description : Mate in 2 moves

Next Move : White

Player level : Beginner

Short URL for puzzle : <https://gbud.in/gvm2861>

## 1.1 Easy chess puzzle 0026



Figure 1.1: Solve this easy chess puzzle 0026. Mate in 2 moves @ <https://gbud.in/gvm2861>



Figure 1.2: Solve this chess puzzle online with solution @ <https://gbud.in/gvm2861>

## 1.2 Solution to easy chess puzzle 0026

At this puzzle, next **move** is by **White**. The objective of the puzzle is to mate in 2 moves.

See the interactive solution at the [puzzle page](#)

## 1.2.1 Solution 1

### 1.2.1.1 Initial board position

This is the initial board position of easy chess puzzle 0026.



Figure 1.3: Initial board position of easy chess puzzle 0026

### 1.2.1.2 Move 1

Move by white




Figure 1.4: Ra8+ - Check is given so that the queen will block the check

### 1.2.1.3 Move 2

Move by black





Figure 1.5: Qe8 - Queen is trying to block the check. However, it is not really useful.

### 1.2.1.4 Move 3

Move by white




Figure 1.6: Rxe8# - King is blocked by its own pieces. This is called back-rank mate

### 1.2.2 Right moves for the solution to the easy chess puzzle 0026

Based on the objective of the puzzle, you have to make the right moves. Following are the right moves

1. Ra8+, Rxe8#

### 1.2.3 Explanation for the moves

1. Ra8+ - Check is given so that the queen will block the check
2. Rxe8# - King is blocked by its own pieces. This is called back-rank mate
3. Qe8 - Queen is trying to block the check. However, it is not really useful.
4. For right move - You are giving your best moves. Keep it up.
5. For wrong move - You could have captured the queen and won the game. Try again.

## 1.3 Categories of easy chess puzzle 0026

This easy chess puzzle falls in these categories.

1. [Easy chess puzzles](#)
2. [Mate in 2 puzzles in chess](#)
3. [Endgame puzzles in chess](#)

## 1.4 How to view the solution to easy chess puzzle 0026

To view the [solution to this puzzle](#), follow the steps given below

1. Go to the [puzzle page](#)
2. Click the solution button (Key as shown [below](#)) to view the solution



Figure 1.7: Click the solution button to view solutions @ <https://gbud.in/gvm2861>

## 1.5 How to get help for moves in the easy chess puzzle 0026

To get help or the possible next moves in the puzzle, , follow the steps given below

1. Go to the [puzzle page](#)
2. Click the help button (exclamation mark as shown [below](#)) to get help or suggestion on next possible [move](#)



Figure 1.8: Click the help button to get help on next move @ <https://gbud.in/gvm2861>



Figure 1.9: Solve more easy puzzles @ <https://gbud.in/chsezpz>



Figure 1.10: Solve other puzzles @ <https://gbud.in/chsgppz>

## 1.6 Play chess for free



Figure 1.11: Play chess online for free. Solve puzzles and play with friends

Play chess for free at <https://gbud.in/chs>

We present you a platform to play chess online with friends for free. No need to install any app. You can play chess for free without registration or login.

Simple. You can do several chess related activities.

1. [solve chess puzzles](#)
2. [learn about chess](#)

3. [play chess with computer](#)
4. [play chess with friend](#)
5. [create your own chess games](#)
6. [fen viewer](#)
7. [fen editor](#)
8. [fen generator](#)
9. [pgn viewer](#)
10. [chess board editor](#)
11. [view famous chess games.](#)



Figure 1.12: Solve this puzzle online by scanning this QR code or go to the link below

<https://gbud.in/gvm2861>

Read the latest article on Easy Chess puzzle # 0026 - Mate in 2 moves by scanning this QR code or click the link

Previous article : [« Easy Chess puzzle # 0025 - Give a discovered check to opponent](#)

Next article : [Easy Chess puzzle # 0027 - Avoid stale mate »](#)

Access the latest version of this article at  
<https://gbud.in/blog/game/chess/easy-chess-puzzles/easy-chess-puzzle-0026.html>

---

[Back to top](#)

[Contact Us](#)

© GBud Games 2021



## Easy Chess Puzzle # 0027

By

G Bud Games  
<https://gbud.in>

September 30, 2021



# Chapter 1

## Easy Chess puzzle # 0027 - Avoid stale mate

Solve this easy chess puzzle and improve your chess games through improvement of your chess strategies and chess tactics.

Puzzle No : 0027

Difficulty level : Easy

Description : Avoid stale mate

Next Move : White

Player level : Beginner

Short URL for puzzle : <https://gbud.in/gxvxp01>

## 1.1 Easy chess puzzle 0027




Figure 1.1: Solve this easy chess puzzle 0027. Avoid stale mate @ <https://gbud.in/gxvxp01>



Figure 1.2: Solve this chess puzzle online with solution @ <https://gbud.in/gxvxp01>

## 1.2 Solution to easy chess puzzle 0027

At this puzzle, next **move** is by **White**. The objective of the puzzle is to avoid stale mate.

See the interactive solution at the [puzzle page](#)

## 1.2.1 Solution 1

### 1.2.1.1 Initial board position

This is the initial board position of easy chess puzzle 0027.




Figure 1.3: Initial board position of easy chess puzzle 0027

### 1.2.1.2 Move 1

Move by white




Figure 1.4: Rb7 - Earlier your rook pinned the knight to the king. Now it is free to move. This will avoid stalemate. Stalemate is a condition in which the opponent does not have any legal moves

## 1.2.2 Solution 2

### 1.2.2.1 Initial board position

This is the initial board position of easy chess puzzle 0027.




Figure 1.5: Initial board position of easy chess puzzle 0027

### 1.2.2.2 Move 1

Move by white




Figure 1.6: Rxb7+ - This sacrifice will avoid stalemate as the king can move in the eighth rank. Stalemate is a condition in which the opponent does not have any legal moves. You can promote the pawn to a queen and win this game later.

### 1.2.3 Right moves for the solution to the easy chess puzzle 0027

Based on the objective of the puzzle, you have to make the right moves. Following are the right moves

1. Rb7
2. Rxb7+

### 1.2.4 Explanation for the moves

1. Rb7 - Earlier your rook pinned the knight to the king. Now it is free to move. This will avoid stalemate. Stalemate is a condition in which the opponent does not have any legal moves
2. Rxb7+ - This sacrifice will avoid stalemate as the king can move in the eighth rank. Stalemate is a condition in which the opponent does not have any legal moves. You can promote the pawn to a queen and win this game later.

3. For right move - You know how to avoid a stalemate. You have a better chance to win this game
4. For wrong move - You could have won this game later. But it ended up as a draw. It is a loss for you which is avoidable.

## 1.3 Categories of easy chess puzzle 0027

This easy chess puzzle falls in these categories.

1. [Easy chess puzzles](#)
2. [Sacrifice puzzles in chess](#)
3. [Endgame puzzles in chess](#)

## 1.4 How to view the solution to easy chess puzzle 0027

To view the [solution to this puzzle](#), follow the steps given below

1. Go to the [puzzle page](#)
2. Click the solution button (Key as shown [below](#)) to view the solution



Figure 1.7: Click the solution button to view solutions @ <https://gbud.in/gxvxp01>

## 1.5 How to get help for moves in the easy chess puzzle 0027

To get help or the possible next moves in the puzzle, , follow the steps given below

1. Go to the [puzzle page](#)
2. Click the help button (exclamation mark as shown [below](#)) to get help or suggestion on next possible [move](#)



Figure 1.8: Click the help button to get help on next move @ <https://gbud.in/gxvxp01>



Figure 1.9: Solve more easy puzzles @ <https://gbud.in/chsezpz>





Figure 1.10: Solve other puzzles @ <https://gbud.in/chsgppz>

## 1.6 Play chess for free



Figure 1.11: Play chess online for free. Solve puzzles and play with friends

Play chess for free at <https://gbud.in/chs>

We present you a platform to play chess online with friends for free. No need to install any app. You can play chess for free without registration or login.

Simple. You can do several chess related activities.

1. [solve chess puzzles](#)
2. [learn about chess](#)

3. [play chess with computer](#)
4. [play chess with friend](#)
5. [create your own chess games](#)
6. [fen viewer](#)
7. [fen editor](#)
8. [fen generator](#)
9. [pgn viewer](#)
10. [chess board editor](#)
11. [view famous chess games.](#)



Figure 1.12: Solve this puzzle online by scanning this QR code or go to the link below

<https://gbud.in/gxvxp01>

Read the latest article on Easy Chess puzzle # 0027 - Avoid stale mate by scanning this QR code or click the link

Previous article : « [Easy Chess puzzle # 0026 - Mate in 2 moves](#)

Next article : [Easy Chess puzzle # 0028 - Unpin your queen](#) »

Access the latest version of this article at  
<https://gbud.in/blog/game/chess/easy-chess-puzzles/easy-chess-puzzle-0027.html>

---

[Back to top](#)

[Contact Us](#)

© GBud Games 2021



## Easy Chess Puzzle # 0028

By

G Bud Games  
<https://gbud.in>

September 30, 2021

# Chapter 1

## Easy Chess puzzle # 0028 - Unpin your queen

Solve this easy chess puzzle and improve your chess games through improvement of your chess strategies and chess tactics.

Puzzle No : 0028

Difficulty level : Easy

Description : Unpin your queen

Next Move : White

Player level : Beginner

Short URL for puzzle : <https://gbud.in/gbvj21>

## 1.1 Easy chess puzzle 0028



Figure 1.1: Solve this easy chess puzzle 0028. Unpin your queen @ <https://gbud.in/gbvjdj21>



Figure 1.2: Solve this chess puzzle online with solution @ <https://gbud.in/gbvjdj21>

## 1.2 Solution to easy chess puzzle 0028

At this puzzle, next **move** is by **White**. The objective of the puzzle is to unpin your queen.

See the interactive solution at the [puzzle page](#)

## 1.2.1 Solution 1

### 1.2.1.1 Initial board position

This is the initial board position of easy chess puzzle 0028.



Figure 1.3: Initial board position of easy chess puzzle 0028

### 1.2.1.2 Move 1

Move by white



Figure 1.4: f3 - This will protect the queen from the bishop's attack. The queen was unable to move because it will expose the king to check. This condition is called as a pin. Moving the king is another option but not recommended since your queen will be captured by the bishop

### 1.2.2 Right moves for the solution to the easy chess puzzle 0028

Based on the objective of the puzzle, you have to make the right moves. Following are the right moves

1. f3

### 1.2.3 Explanation for the moves

1. f3 - This will protect the queen from the bishop's attack. The queen was unable to move because it will expose the king to check. This condition is called as a pin. Moving the king is another option but not recommended since your queen will be captured by the bishop
2. For right move - You saved your queen otherwise it would be attacked by the bishop. Now the bishop is forced to move from g4
3. For wrong move - You will lose your queen as the bishop will capture it.



## 1.3 Categories of easy chess puzzle 0028

This easy chess puzzle falls in these categories.

1. [Easy chess puzzles](#)

## 1.4 How to view the solution to easy chess puzzle 0028

To view the [solution to this puzzle](#), follow the steps given below

1. Go to the [puzzle page](#)
2. Click the solution button (Key as shown [below](#)) to view the solution



Figure 1.5: Click the solution button to view solutions @ <https://gbud.in/gbvjdj21>

## 1.5 How to get help for moves in the easy chess puzzle 0028

To get help or the possible next moves in the puzzle, , follow the steps given below

1. Go to the [puzzle page](#)
2. Click the help button (exclamation mark as shown [below](#)) to get help or suggestion on next possible [move](#)



Figure 1.6: Click the help button to get help on next move @ <https://gbud.in/gbvjdj21>



Figure 1.7: Solve more easy puzzles @ <https://gbud.in/chsezpz>



Figure 1.8: Solve other puzzles @ <https://gbud.in/chsgppz>

## 1.6 Play chess for free



Figure 1.9: Play chess online for free. Solve puzzles and play with friends

Play chess for free at <https://gbud.in/chs>

We present you a platform to play chess online with friends for free. No need to install any app. You can play chess for free without registration or login.

Simple. You can do several chess related activities.

1. solve chess puzzles
2. learn about chess
3. play chess with computer
4. play chess with friend
5. create your own chess games
6. fen viewer
7. fen editor
8. fen generator
9. pgn viewer
10. chess board editor
11. view famous chess games.



Figure 1.10: Solve this puzzle online by scanning this QR code or go to the link below

<https://gbud.in/gbvjdj21>

Read the latest article on Easy Chess puzzle # 0028 - Unpin your queen by scanning this QR code or click the link

Previous article : « [Easy Chess puzzle # 0027 - Avoid stale mate](#)

Next article : [Easy chess puzzles](#) »

[Back to top](#)

[Contact Us](#)

© GBud Games 2021



## Easy Chess Puzzle # 0029

By

G Bud Games  
<https://gbud.in>

October 1, 2021

## Solution to easy chess puzzle 0029

At this puzzle, next **move** is by **White**. The objective of the puzzle is to mate in 1 move.

See the interactive solution at the [puzzle page](#)

### Solution 1

**Initial board position** This is the initial board position of easy chess puzzle 0029.



Figure 3: Initial board position of easy chess puzzle 0029

**Move 1** Move by white



Figure 4: Nf6# - Discovered attack is the movement of a piece which results in check from two pieces on the opponent's king, Here the check is given by both knight and queen. The king should move. It is a checkmate since no free squares are available

### Right moves for the solution to the easy chess puzzle 0029

Based on the objective of the puzzle, you have to make the right moves. Following are the right moves

1. Nf6#

### Explanation for the moves

1. Nf6# - Discovered attack is the movement of a piece which results in check from two pieces on the opponent's king, Here the check is given by both knight and queen. The king should move. It is a checkmate since no free squares are available
2. For right move - You used the discovered attack effectively and won the game
3. For wrong move - You could have used the discovered attack and won the game. Try again

### Categories of easy chess puzzle 0029

This easy chess puzzle falls in these categories.

1. [Easy chess puzzles](#)
2. [Mate in 1 puzzles in chess](#)
3. [Endgame puzzles in chess](#)
4. [Strategy puzzles in chess](#)

## How to view the solution to easy chess puzzle 0029

To view the [solution to this puzzle](#), follow the steps given below

1. Go to the [puzzle page](#)
2. Click the solution button (Key as shown [below](#)) to view the solution



Figure 5: Click the solution button to view solutions @ <https://gbud.in/gfgwvq1>

## How to get help for moves in the easy chess puzzle 0029

To get help or the possible next moves in the puzzle, , follow the steps given below

1. Go to the [puzzle page](#)
2. Click the help button (exclamation mark as shown [below](#)) to get help or suggestion on next possible [move](#)





Figure 6: Click the help button to get help on next move @ <https://gbud.in/gfgwvq1>



Figure 7: Solve more easy puzzles @ <https://gbud.in/chsezpz>



Figure 8: Solve other puzzles @ <https://gbud.in/chsgppz>

## Play chess for free

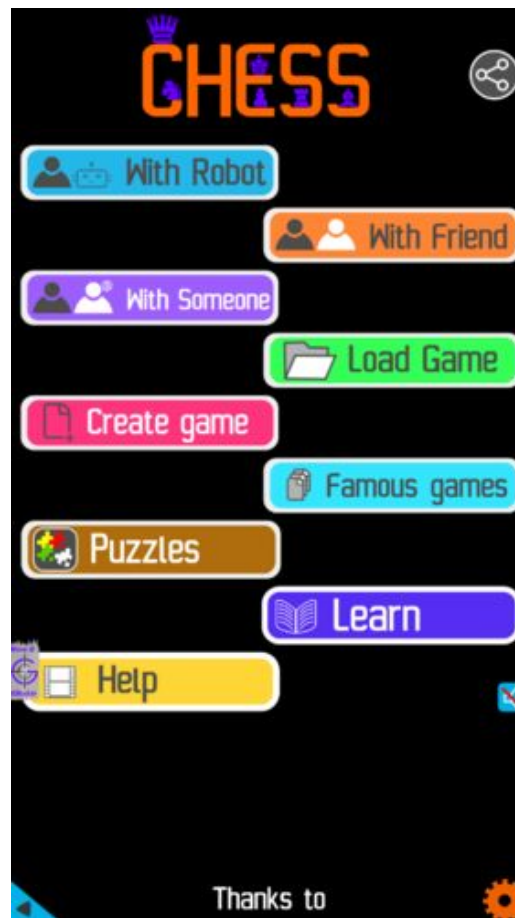


Figure 9: Play chess online for free. Solve puzzles and play with friends

Play chess for free at <https://gbud.in/chs>

We present you a platform to play chess online with friends for free. No need to install any app. You can play chess for free without registration or login.

Simple. You can do several chess related activities.

1. [solve chess puzzles](#)
2. [learn about chess](#)
3. [play chess with computer](#)
4. [play chess with friend](#)
5. [create your own chess games](#)
6. [fen viewer](#)
7. [fen editor](#)
8. [fen generator](#)
9. [pgn viewer](#)
10. [chess board editor](#)

11. [view famous chess games.](#)



Figure 10: Solve this puzzle online by scanning this QR code or go to the link below

<https://gbud.in/gfgwvq1>

Read the latest article on Easy Chess puzzle # 0029 - Mate in 1 move by scanning this QR code or click the link

Previous article : « [Easy Chess puzzle # 0028 - Unpin your queen](#)

Next article : [Easy chess puzzles](#) »

[Back to top](#)

[Contact Us](#)

© GBud Games 2021



## Easy Chess Puzzle # 0030

By

G Bud Games  
<https://gbud.in>

October 2, 2021

## Solution to easy chess puzzle 0030

At this puzzle, next **move** is by **White**. The objective of the puzzle is to gain rook.

See the interactive solution at the [puzzle page](#)

### Solution 1

**Initial board position** This is the initial board position of easy chess puzzle 0030.



Figure 3: Initial board position of easy chess puzzle 0030

**Move 1** Move by white



Figure 4: Nd6+ - This is called knight fork since the knight attacks the king and the rook at the same time

**Move 2** Move by black



Figure 5: Kd8 - King is getting out of check

**Move 3** Move by white



Figure 6: Nxf5 - Knight captures the hanging rook since it is not supported

### Right moves for the solution to the easy chess puzzle 0030

Based on the objective of the puzzle, you have to make the right moves. Following are the right moves

1. Nd6+, Nxf5

### Explanation for the moves

1. Nd6+ - This is called knight fork since the knight attacks the king and the rook at the same time
2. Nxf5 - Knight captures the hanging rook since it is not supported
3. Kd8 - King is getting out of check
4. For right move - You gave a knight fork and gained the rook.
5. For wrong move - You could have given a knight fork and gained the rook. Use the power of fork

### Categories of easy chess puzzle 0030

This easy chess puzzle falls in these categories.

1. [Easy chess puzzles](#)
2. [Fork puzzles in chess](#)
3. [Strategy puzzles in chess](#)

## How to view the solution to easy chess puzzle 0030

To view the [solution to this puzzle](#), follow the steps given below

1. Go to the [puzzle page](#)
2. Click the solution button (Key as shown [below](#)) to view the solution



Figure 7: Click the solution button to view solutions @ <https://gbud.in/gjz4gt1>

## How to get help for moves in the easy chess puzzle 0030

To get help or the possible next moves in the puzzle, , follow the steps given below

1. Go to the [puzzle page](#)
2. Click the help button (exclamation mark as shown [below](#)) to get help or suggestion on next possible [move](#)





Figure 8: Click the help button to get help on next move @ <https://gbud.in/gjz4gt1>



Figure 9: Solve more easy puzzles @ <https://gbud.in/chsezpz>



Figure 10: Solve other puzzles @ <https://gbud.in/chsgppz>

## Play chess for free

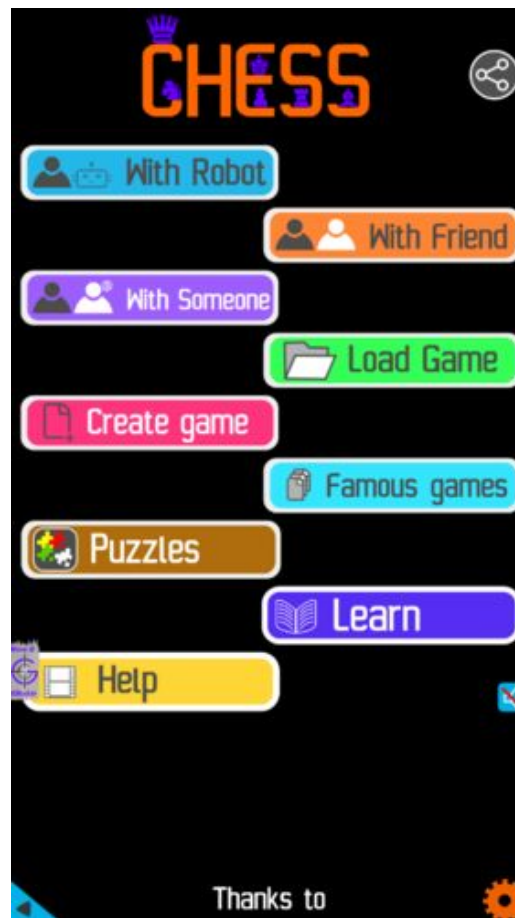


Figure 11: Play chess online for free. Solve puzzles and play with friends

Play chess for free at <https://gbud.in/chs>

We present you a platform to play chess online with friends for free. No need to install any app. You can play chess for free without registration or login.

Simple. You can do several chess related activities.

1. [solve chess puzzles](#)
2. [learn about chess](#)
3. [play chess with computer](#)
4. [play chess with friend](#)
5. [create your own chess games](#)
6. [fen viewer](#)
7. [fen editor](#)
8. [fen generator](#)
9. [pgn viewer](#)
10. [chess board editor](#)

11. [view famous chess games.](#)



Figure 12: Solve this puzzle online by scanning this QR code or go to the link below

<https://gbud.in/gjz4gt1>

Read the latest article on Easy Chess puzzle # 0030 - Gain rook by scanning this QR code or click the link

Previous article : « [Easy Chess puzzle # 0029 - Mate in 1 move](#)

Next article : [Easy chess puzzles](#) »

[Back to top](#)

[Contact Us](#)

© GBud Games 2021



## Easy Chess Puzzle # 0031

By

G Bud Games  
<https://gbud.in>

October 3, 2021

## Solution to easy chess puzzle 0031

At this puzzle, next **move** is by **White**. The objective of the puzzle is to gain knight.

See the interactive solution at the [puzzle page](#)

### Solution 1

**Initial board position** This is the initial board position of easy chess puzzle 0031.



Figure 3: Initial board position of easy chess puzzle 0031

**Move 1** Move by white



Figure 4: Qh5+ - This is called queen fork since it attacks the king and the knight at the same time

**Move 2** Move by black



Figure 5: g6 - The pawn blocks the check

**Move 3** Move by white



Figure 6: Qxd5 - Queen captures the unsupported knight which is called hanging piece

### Right moves for the solution to the easy chess puzzle 0031

Based on the objective of the puzzle, you have to make the right moves. Following are the right moves

1. Qh5+, Qxd5

### Explanation for the moves

1. Qh5+ - This is called queen fork since it attacks the king and the knight at the same time
2. Qxd5 - Queen captures the unsupported knight which is called hanging piece
3. g6 - The pawn blocks the check
4. For right move - You gained the unsupported knight after giving the check. You know how to move effectively
5. For wrong move - You could have captured the hanging knight after giving a check. Do not stop trying

### Categories of easy chess puzzle 0031

This easy chess puzzle falls in these categories.

1. [Easy chess puzzles](#)

2. [Fork puzzles in chess](#)
3. [Strategy puzzles in chess](#)

## How to view the solution to easy chess puzzle 0031

To view the [solution to this puzzle](#), follow the steps given below

1. Go to the [puzzle page](#)
2. Click the solution button (Key as shown [below](#)) to view the solution



Figure 7: Click the solution button to view solutions @ <https://gbud.in/gxpmsh1>

## How to get help for moves in the easy chess puzzle 0031

To get help or the possible next moves in the puzzle, , follow the steps given below

1. Go to the [puzzle page](#)
2. Click the help button (exclamation mark as shown [below](#)) to get help or suggestion on next possible [move](#)





Figure 8: Click the help button to get help on next move @ <https://gbud.in/gxpms1>



Figure 9: Solve more easy puzzles @ <https://gbud.in/chsezpz>



Figure 10: Solve other puzzles @ <https://gbud.in/chsgppz>

## Play chess for free

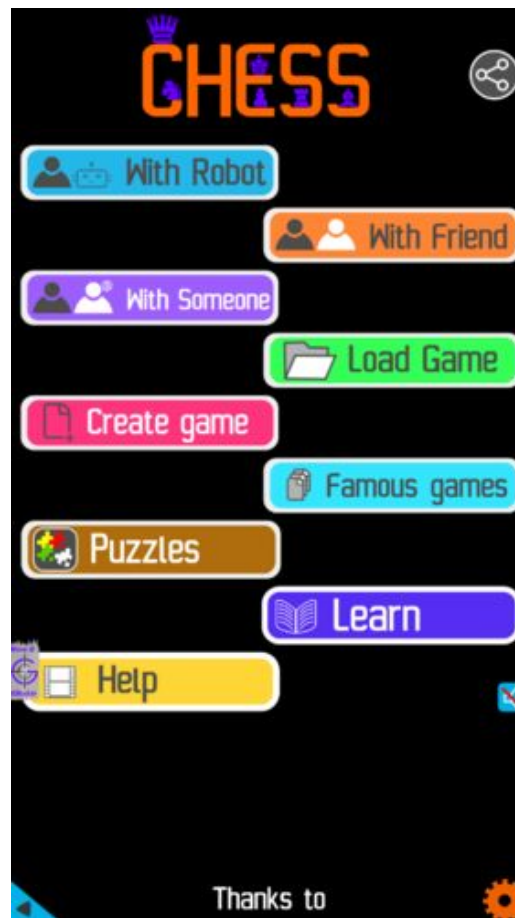


Figure 11: Play chess online for free. Solve puzzles and play with friends

Play chess for free at <https://gbud.in/chs>

We present you a platform to play chess online with friends for free. No need to install any app. You can play chess for free without registration or login.

Simple. You can do several chess related activities.

1. [solve chess puzzles](#)
2. [learn about chess](#)
3. [play chess with computer](#)
4. [play chess with friend](#)
5. [create your own chess games](#)
6. [fen viewer](#)
7. [fen editor](#)
8. [fen generator](#)
9. [pgn viewer](#)
10. [chess board editor](#)

11. [view famous chess games.](#)



Figure 12: Solve this puzzle online by scanning this QR code or go to the link below

<https://gbud.in/gxpmsh1>

Read the latest article on Easy Chess puzzle # 0031 - Gain knight by scanning this QR code or click the link

Previous article : « [Easy Chess puzzle # 0030 - Gain rook](#)

Next article : [Easy chess puzzles](#) »

[Back to top](#)

[Contact Us](#)

© GBud Games 2021



## Easy Chess Puzzle # 0032

By

G Bud Games  
<https://gbud.in>

October 4, 2021

## Solution to easy chess puzzle 0032

At this puzzle, next **move** is by **Black**. The objective of the puzzle is to castle your king.

See the interactive solution at the [puzzle page](#)

### Solution 1

**Initial board position** This is the initial board position of easy chess puzzle 0032.



Figure 3: Initial board position of easy chess puzzle 0032

**Move 1** Move by black



Figure 4: O-O - This is called king side castling

## Solution 2

**Initial board position** This is the initial board position of easy chess puzzle 0032.



Figure 5: Initial board position of easy chess puzzle 0032

**Move 1** Move by black



Figure 6: O-O-O - This is called queen side castling

## Right moves for the solution to the easy chess puzzle 0032

Based on the objective of the puzzle, you have to make the right moves. Following are the right moves

1. O-O
2. O-O-O

## Explanation for the moves

1. O-O - This is called king side castling
2. O-O-O - This is called queen side castling
3. For right move - You know how to castle the king. Keep learning
4. For wrong move - Castling is the move in which the king moves 2 squares to his left or right and the corresponding rook will move next to the king. Certain conditions to be met for castling.

## Categories of easy chess puzzle 0032

This easy chess puzzle falls in these categories.

1. [Easy chess puzzles](#)

## How to view the solution to easy chess puzzle 0032

To view the [solution to this puzzle](#), follow the steps given below

1. Go to the [puzzle page](#)
2. Click the solution button (Key as shown [below](#)) to view the solution



Figure 7: Click the solution button to view solutions @ <https://gbud.in/gt24sc1>

## How to get help for moves in the easy chess puzzle 0032

To get help or the possible next moves in the puzzle, , follow the steps given below

1. Go to the [puzzle page](#)
2. Click the help button (exclamation mark as shown [below](#)) to get help or suggestion on next possible [move](#)





Figure 8: Click the help button to get help on next move @ <https://gbud.in/gt24sc1>



Figure 9: Solve more easy puzzles @ <https://gbud.in/chsezpz>



Figure 10: Solve other puzzles @ <https://gbud.in/chsgppz>

## Play chess for free

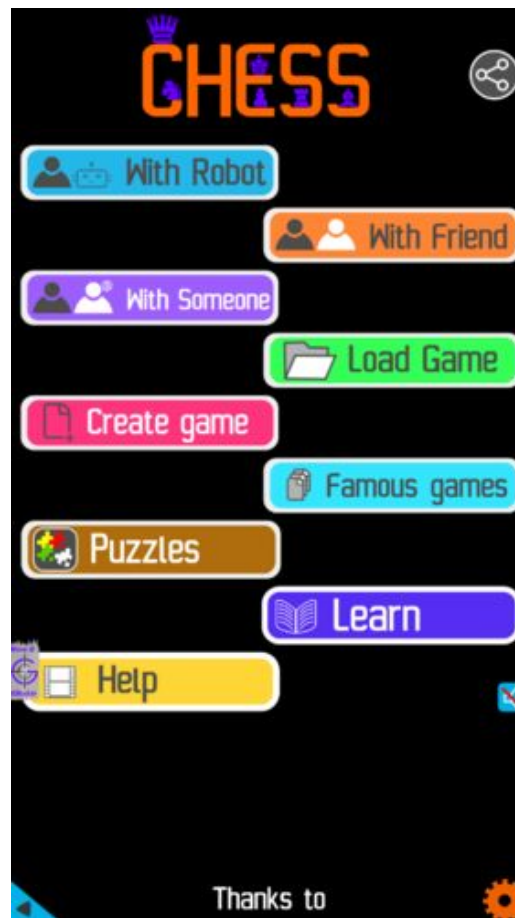


Figure 11: Play chess online for free. Solve puzzles and play with friends

Play chess for free at <https://gbud.in/chs>

We present you a platform to play chess online with friends for free. No need to install any app. You can play chess for free without registration or login.

Simple. You can do several chess related activities.

1. [solve chess puzzles](#)
2. [learn about chess](#)
3. [play chess with computer](#)
4. [play chess with friend](#)
5. [create your own chess games](#)
6. [fen viewer](#)
7. [fen editor](#)
8. [fen generator](#)
9. [pgn viewer](#)
10. [chess board editor](#)

11. [view famous chess games.](#)



Figure 12: Solve this puzzle online by scanning this QR code or go to the link below

<https://gbud.in/gt24sc1>

Read the latest article on Easy Chess puzzle # 0032 - Castle your king by scanning this QR code or click the link

Previous article : « [Easy Chess puzzle # 0031 - Gain knight](#)

Next article : [Easy chess puzzles](#) »

[Back to top](#)

[Contact Us](#)

© GBud Games 2021



## Easy Chess Puzzle # 0033

By

G Bud Games  
<https://gbud.in>

October 5, 2021

## Solution to easy chess puzzle 0033

At this puzzle, next **move** is by **White**. The objective of the puzzle is to gain bishop.

See the interactive solution at the [puzzle page](#)

### Solution 1

**Initial board position** This is the initial board position of easy chess puzzle 0033.



Figure 3: Initial board position of easy chess puzzle 0033

**Move 1** Move by white



Figure 4: Qxb4 -

**Move 2** Move by black



Figure 5: Qxb4 -

**Move 3** Move by white



Figure 6: Bxb4 - Bishop captures the hanging queen. You lost a queen but captured a queen and a bishop

### Right moves for the solution to the easy chess puzzle 0033

Based on the objective of the puzzle, you have to make the right moves. Following are the right moves

1. Qxb4, Bxb4

### Explanation for the moves

1. Qxb4 -
2. Bxb4 - Bishop captures the hanging queen. You lost a queen but captured a queen and a bishop
3. For right move - You knew that the exchange of pieces will gain you a bishop. Good planning
4. For wrong move - You could have exchanged your queen and gain a bishop. Try again

### Categories of easy chess puzzle 0033

This easy chess puzzle falls in these categories.

1. [Easy chess puzzles](#)
2. [Sacrifice puzzles in chess](#)
3. [Gain puzzles in chess](#)

#### 4. Strategy puzzles in chess

### How to view the solution to easy chess puzzle 0033

To view the [solution to this puzzle](#), follow the steps given below

1. Go to the [puzzle page](#)
2. Click the solution button (Key as shown [below](#)) to view the solution



Figure 7: Click the solution button to view solutions @ <https://gbud.in/g9sxn31>

### How to get help for moves in the easy chess puzzle 0033

To get help or the possible next moves in the puzzle, , follow the steps given below

1. Go to the [puzzle page](#)
2. Click the help button (exclamation mark as shown [below](#)) to get help or suggestion on next possible [move](#)





Figure 8: Click the help button to get help on next move @ <https://gbud.in/g9sjn31>



Figure 9: Solve more easy puzzles @ <https://gbud.in/chsezpz>



Figure 10: Solve other puzzles @ <https://gbud.in/chsgppz>

## Play chess for free

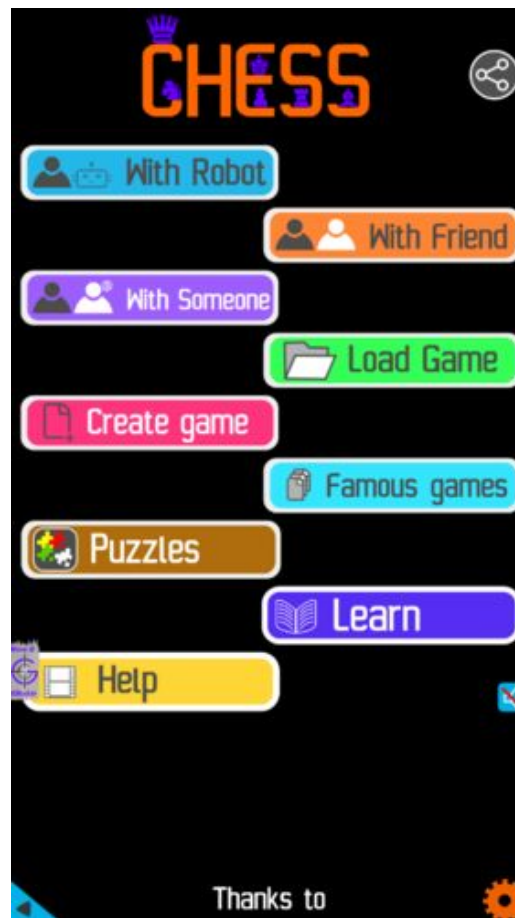


Figure 11: Play chess online for free. Solve puzzles and play with friends

Play chess for free at <https://gbud.in/chs>

We present you a platform to play chess online with friends for free. No need to install any app. You can play chess for free without registration or login.

Simple. You can do several chess related activities.

1. [solve chess puzzles](#)
2. [learn about chess](#)
3. [play chess with computer](#)
4. [play chess with friend](#)
5. [create your own chess games](#)
6. [fen viewer](#)
7. [fen editor](#)
8. [fen generator](#)
9. [pgn viewer](#)
10. [chess board editor](#)

11. [view famous chess games.](#)



Figure 12: Solve this puzzle online by scanning this QR code or go to the link below

<https://gbud.in/g9sjn31>

Read the latest article on Easy Chess puzzle # 0033 - Gain Bishop by scanning this QR code or click the link

Previous article : « [Easy Chess puzzle # 0032 - Castle your king](#)

Next article : [Easy chess puzzles](#) »

[Back to top](#)

[Contact Us](#)

© GBud Games 2021



## Easy Chess Puzzle # 0034

By

G Bud Games  
<https://gbud.in>

October 6, 2021

# Chapter 1

## Easy Chess puzzle # 0034 - Mate in 1 move

Solve this easy chess puzzle and improve your chess games through improvement of your chess strategies and chess tactics.

Puzzle No : 0034

Difficulty level : Easy

Description : Mate in 1 move

Next Move : White

Player level : Beginner

Short URL for puzzle : <https://gbud.in/g28ph11>

## 1.1 Easy chess puzzle 0034




Figure 1.1: Solve this easy chess puzzle 0034. Mate in 1 move @ <https://gbud.in/g28ph11>



Figure 1.2: Solve this chess puzzle online with solution @ <https://gbud.in/g28ph11>

## 1.2 Solution to easy chess puzzle 0034

At this puzzle, next **move** is by **White**. The objective of the puzzle is to mate in 1 move.

See the interactive solution at the [puzzle page](#)

## 1.2.1 Solution 1

### 1.2.1.1 Initial board position

This is the initial board position of easy chess puzzle 0034.




Figure 1.3: Initial board position of easy chess puzzle 0034

### 1.2.1.2 Move 1

Move by white




Figure 1.4: a8=Q# - This promotion to queen leads to back-rank mate. If you miss this chance, the opponent will give a checkmate

## 1.2.2 Solution 2

### 1.2.2.1 Initial board position

This is the initial board position of easy chess puzzle 0034.






Figure 1.5: Initial board position of easy chess puzzle 0034

### 1.2.2.2 Move 1

Move by white




Figure 1.6: a8=R# - This promotion to rook leads to back-rank mate. If you miss this chance, the opponent will give a checkmate

### 1.2.3 Right moves for the solution to the easy chess puzzle 0034

Based on the objective of the puzzle, you have to make the right moves. Following are the right moves

1. a8=Q#
2. a8=R#

### 1.2.4 Explanation for the moves

1. a8=Q# - This promotion to queen leads to back-rank mate. If you miss this chance, the opponent will give a checkmate
2. a8=R# - This promotion to rook leads to back-rank mate. If you miss this chance, the opponent will give a checkmate
3. For right move - You have promoted your pawn and had a back-rank mate. Keep winning
4. For wrong move - You could have promoted the pawn and give a back-rank mate. Your opponent will checkmate now

## 1.3 Categories of easy chess puzzle 0034

This easy chess puzzle falls in these categories.

1. [Easy chess puzzles](#)
2. [Mate in 1 puzzles in chess](#)
3. [Endgame puzzles in chess](#)
4. [Promotion puzzles in chess](#)
5. [Strategy puzzles in chess](#)
6. [Mate pattern puzzles in chess](#)

## 1.4 How to view the solution to easy chess puzzle 0034

To view the [solution to this puzzle](#), follow the steps given below

1. Go to the [puzzle page](#)
2. Click the solution button (Key as shown [below](#)) to view the solution



Figure 1.7: Click the solution button to view solutions @ <https://gbud.in/g28ph11>

## 1.5 How to get help for moves in the easy chess puzzle 0034

To get help or the possible next moves in the puzzle, , follow the steps given below

1. Go to the [puzzle page](#)
2. Click the help button (exclamation mark as shown [below](#)) to get help or suggestion on next possible [move](#)



Figure 1.8: Click the help button to get help on next move @ <https://gbud.in/g28ph11>



Figure 1.9: Solve more easy puzzles @ <https://gbud.in/chsezpz>



Figure 1.10: Solve other puzzles @ <https://gbud.in/chsgppz>

## 1.6 Play chess for free



Figure 1.11: Play chess online for free. Solve puzzles and play with friends

Play chess for free at <https://gbud.in/chs>

We present you a platform to play chess online with friends for free. No need to install any app. You can play chess for free without registration or login.

Simple. You can do several chess related activities.

1. [solve chess puzzles](#)
2. [learn about chess](#)

3. [play chess with computer](#)
4. [play chess with friend](#)
5. [create your own chess games](#)
6. [fen viewer](#)
7. [fen editor](#)
8. [fen generator](#)
9. [pgn viewer](#)
10. [chess board editor](#)
11. [view famous chess games.](#)



Figure 1.12: Solve this puzzle online by scanning this QR code or go to the link below

<https://gbud.in/g28ph11>

Read the latest article on Easy Chess puzzle # 0034 - Mate in 1 move by scanning this QR code or click the link

Previous article : [« Easy Chess puzzle # 0033 - Gain Bishop](#)

Next article : [Easy chess puzzles »](#)

Access the latest version of this article at  
<https://gbud.in/blog/game/chess/easy-chess-puzzles/easy-chess-puzzle-0034.html>

---

[Back to top](#)

[Contact Us](#)

© GBud Games 2021



## Easy Chess Puzzle # 0035

By

G Bud Games  
<https://gbud.in>

October 7, 2021



# Chapter 1

## Easy Chess puzzle # 0035 - Mate in 1 move

Solve this easy chess puzzle and improve your chess games through improvement of your chess strategies and chess tactics.

Puzzle No : 0035

Difficulty level : Easy

Description : Mate in 1 move

Next Move : White

Player level : Beginner

Short URL for puzzle : <https://gbud.in/gh8jg41>

## 1.1 Easy chess puzzle 0035




Figure 1.1: Solve this easy chess puzzle 0035. Mate in 1 move @ <https://gbud.in/gh8jg41>



Figure 1.2: Solve this chess puzzle online with solution @ <https://gbud.in/gh8jg41>

## 1.2 Solution to easy chess puzzle 0035

At this puzzle, next **move** is by **White**. The objective of the puzzle is to mate in 1 move.

See the interactive solution at the [puzzle page](#)

## 1.2.1 Solution 1

### 1.2.1.1 Initial board position

This is the initial board position of easy chess puzzle 0035.




Figure 1.3: Initial board position of easy chess puzzle 0035

### 1.2.1.2 Move 1

Move by white




Figure 1.4: Qxh7# - The queen can not be captured since it is in a battery formation along h file with the rook. Hence it is a checkmate

### 1.2.2 Right moves for the solution to the easy chess puzzle 0035

Based on the objective of the puzzle, you have to make the right moves. Following are the right moves

1. Qxh7#

### 1.2.3 Explanation for the moves

1. Qxh7# - The queen can not be captured since it is in a battery formation along h file with the rook. Hence it is a checkmate
2. For right move - You have won by using the battery of queen and rook. Good move
3. For wrong move - You could have utilised the battery of rook and queen along the h file. Try again

## 1.3 Categories of easy chess puzzle 0035

This easy chess puzzle falls in these categories.

1. [Easy chess puzzles](#)
2. [Mate in 1 puzzles in chess](#)
3. [Endgame puzzles in chess](#)
4. [Battery puzzles in chess](#)
5. [Strategy puzzles in chess](#)

## 1.4 How to view the solution to easy chess puzzle 0035

To view the [solution to this puzzle](#), follow the steps given below

1. Go to the [puzzle page](#)
2. Click the solution button (Key as shown [below](#)) to view the solution



Figure 1.5: Click the solution button to view solutions @ <https://gbud.in/gh8jg41>

## 1.5 How to get help for moves in the easy chess puzzle 0035

To get help or the possible next moves in the puzzle, , follow the steps given below

1. Go to the [puzzle page](#)
2. Click the help button (exclamation mark as shown [below](#)) to get help or suggestion on next possible [move](#)



Figure 1.6: Click the help button to get help on next move @ <https://gbud.in/gh8jg41>



Figure 1.7: Solve more easy puzzles @ <https://gbud.in/chsezpz>



Figure 1.8: Solve other puzzles @ <https://gbud.in/chsgppz>

## 1.6 Play chess for free



Figure 1.9: Play chess online for free. Solve puzzles and play with friends

Play chess for free at <https://gbud.in/chs>

We present you a platform to play chess online with friends for free. No need to install any app. You can play chess for free without registration or login.

Simple. You can do several chess related activities.

1. [solve chess puzzles](#)
2. [learn about chess](#)

3. [play chess with computer](#)
4. [play chess with friend](#)
5. [create your own chess games](#)
6. [fen viewer](#)
7. [fen editor](#)
8. [fen generator](#)
9. [pgn viewer](#)
10. [chess board editor](#)
11. [view famous chess games.](#)



Figure 1.10: Solve this puzzle online by scanning this QR code or go to the link below

<https://gbud.in/gh8jg41>

Read the latest article on Easy Chess puzzle # 0035 - Mate in 1 move by scanning this QR code or click the link

Previous article : « [Easy Chess puzzle # 0034 - Mate in 1 move](#)

Next article : [Easy chess puzzles](#) »



Access the latest version of this article at  
<https://gbud.in/blog/game/chess/easy-chess-puzzles/easy-chess-puzzle-0035.html>

---

[Back to top](#)

[Contact Us](#)

© GBud Games 2021



## Easy Chess Puzzle # 0036

By

G Bud Games  
<https://gbud.in>

October 8, 2021

## Solution to easy chess puzzle 0036

At this puzzle, next **move** is by **White**. The objective of the puzzle is to mate in 1 move.

See the interactive solution at the [puzzle page](#)

### Solution 1

**Initial board position** This is the initial board position of easy chess puzzle 0036.



Figure 3: Initial board position of easy chess puzzle 0036

**Move 1** Move by white



Figure 4: Qd8# - King has no free squares to move since g7 is attacked by bishop

### Right moves for the solution to the easy chess puzzle 0036

Based on the objective of the puzzle, you have to make the right moves. Following are the right moves

1. Qd8#

### Explanation for the moves

1. Qd8# - King has no free squares to move since g7 is attacked by bishop
2. For right move - You know how to end the game. Keep up the good work
3. For wrong move - You could have moved your queen to give a check-mate. Try again

### Categories of easy chess puzzle 0036

This easy chess puzzle falls in these categories.

1. [Easy chess puzzles](#)
2. [Mate in 1 puzzles in chess](#)
3. [Endgame puzzles in chess](#)
4. [Strategy puzzles in chess](#)

## How to view the solution to easy chess puzzle 0036

To view the [solution to this puzzle](#), follow the steps given below

1. Go to the [puzzle page](#)
2. Click the solution button (Key as shown [below](#)) to view the solution



Figure 5: Click the solution button to view solutions @ <https://gbud.in/gb7cfb1>

## How to get help for moves in the easy chess puzzle 0036

To get help or the possible next moves in the puzzle, , follow the steps given below

1. Go to the [puzzle page](#)
2. Click the help button (exclamation mark as shown [below](#)) to get help or suggestion on next possible [move](#)



Figure 6: Click the help button to get help on next move @ <https://gbud.in/gb7cfb1>



Figure 7: Solve more easy puzzles @ <https://gbud.in/chsezpz>



Figure 8: Solve other puzzles @ <https://gbud.in/chsgppz>

## Play chess for free

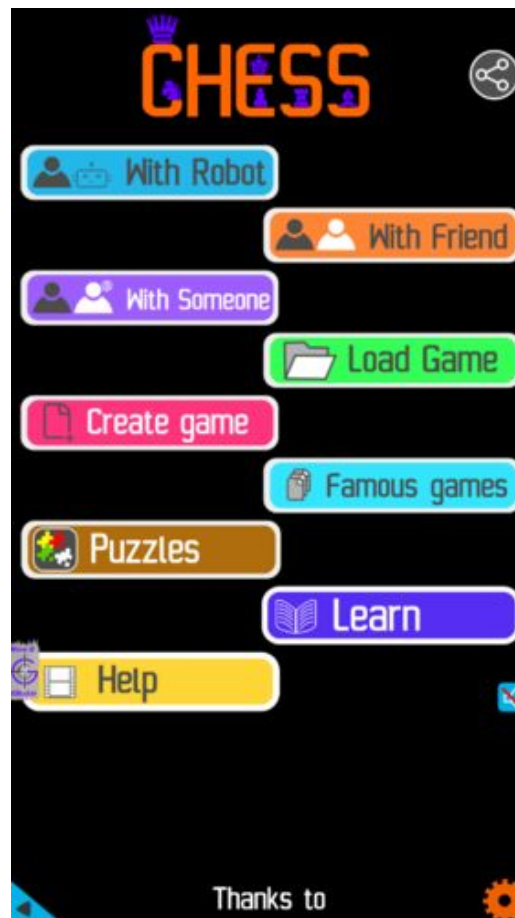


Figure 9: Play chess online for free. Solve puzzles and play with friends

Play chess for free at <https://gbud.in/chs>

We present you a platform to play chess online with friends for free. No need to install any app. You can play chess for free without registration or login.

Simple. You can do several chess related activities.

1. [solve chess puzzles](#)
2. [learn about chess](#)
3. [play chess with computer](#)
4. [play chess with friend](#)
5. [create your own chess games](#)
6. [fen viewer](#)
7. [fen editor](#)
8. [fen generator](#)
9. [pgn viewer](#)
10. [chess board editor](#)

11. [view famous chess games.](#)



Figure 10: Solve this puzzle online by scanning this QR code or go to the link below

<https://gbud.in/gb7cfb1>

Read the latest article on Easy Chess puzzle # 0036 - Mate in 1 move by scanning this QR code or click the link

Previous article : « [Easy Chess puzzle # 0035 - Mate in 1 move](#)

Next article : [Easy chess puzzles](#) »

[Back to top](#)

[Contact Us](#)

© GBud Games 2021





## Easy Chess Puzzle # 0037

By

G Bud Games  
<https://gbud.in>

October 9, 2021

## Solution to easy chess puzzle 0037

At this puzzle, next **move** is by **White**. The objective of the puzzle is to gain pieces after opponents mistake.

See the interactive solution at the [puzzle page](#)

### Solution 1

**Initial board position** This is the initial board position of easy chess puzzle 0037.



Figure 3: Initial board position of easy chess puzzle 0037

**Move 1** Move by black



Figure 4: b6 - This is the blunder move by opponent since the support to the knight is removed

**Move 2** Move by white



Figure 5: Bxc6+ - Since the pawn that defended the knight moves, the bishop captures the knight and forks the king and the rook

**Move 3** Move by black



Figure 6: Bd7 - Bishop blocks the attack

**Move 4** Move by white



Figure 7: Bxa8 - Bishop captures the hanging rook

### Right moves for the solution to the easy chess puzzle 0037

Based on the objective of the puzzle, you have to make the right moves. Following are the right moves

1. Bxc6+, Bxa8

## Explanation for the moves

1. Bxc6+ - Since the pawn that defended the knight moves, the bishop captures the knight and forks the king and the rook
2. Bxa8 - Bishop captures the hanging rook
3. b6 - This is the blunder move by opponent since the support to the knight is removed
4. Bd7 - Bishop blocks the attack
5. For right move - You have observed the unprotected knight and gained the rook also. You gained two pieces
6. For wrong move - You should have captured both knight and rook after giving a check to the king

## Categories of easy chess puzzle 0037

This easy chess puzzle falls in these categories.

1. [Easy chess puzzles](#)
2. [Gain puzzles in chess](#)
3. [Fork puzzles in chess](#)
4. [Strategy puzzles in chess](#)

## How to view the solution to easy chess puzzle 0037

To view the [solution to this puzzle](#), follow the steps given below

1. Go to the [puzzle page](#)
2. Click the solution button (Key as shown [below](#)) to view the solution



Figure 8: Click the solution button to view solutions @ <https://gbud.in/gb4mb41>

## How to get help for moves in the easy chess puzzle 0037

To get help or the possible next moves in the puzzle, , follow the steps given below

1. Go to the [puzzle page](#)
2. Click the help button (exclamation mark as shown [below](#)) to get help or suggestion on next possible [move](#)



Figure 9: Click the help button to get help on next move @ <https://gbud.in/gb4mb41>



Figure 10: Solve more easy puzzles @ <https://gbud.in/chsezpz>



Figure 11: Solve other puzzles @ <https://gbud.in/chsgppz>

## Play chess for free



Figure 12: Play chess online for free. Solve puzzles and play with friends

Play chess for free at <https://gbud.in/chs>

We present you a platform to play chess online with friends for free. No need to install any app. You can play chess for free without registration or login.

Simple. You can do several chess related activities.

1. [solve chess puzzles](#)
2. [learn about chess](#)
3. [play chess with computer](#)
4. [play chess with friend](#)
5. [create your own chess games](#)
6. [fen viewer](#)
7. [fen editor](#)
8. [fen generator](#)
9. [pgn viewer](#)
10. [chess board editor](#)



11. [view famous chess games.](#)



Figure 13: Solve this puzzle online by scanning this QR code or go to the link below

<https://gbud.in/gb4mb41>

Read the latest article on Easy Chess puzzle # 0037 - Gain pieces after opponents mistake by scanning this QR code or click the link

Previous article : « [Easy Chess puzzle # 0036 - Mate in 1 move](#)

Next article : [Easy chess puzzles](#) »

[Back to top](#)

[Contact Us](#)

© GBud Games 2021



## Easy Chess Puzzle # 0038

By

G Bud Games  
<https://gbud.in>

October 10, 2021

## Solution to easy chess puzzle 0038

At this puzzle, next **move** is by **White**. The objective of the puzzle is to give a discovered check.

See the interactive solution at the [puzzle page](#)

### Solution 1

**Initial board position** This is the initial board position of easy chess puzzle 0038.



Figure 3: Initial board position of easy chess puzzle 0038

**Move 1** Move by white



Figure 4: Nxc7# - This is a discovered check since the check is given by both knight and the queen. King is forced to move but ends in a checkmate

## Solution 2

**Initial board position** This is the initial board position of easy chess puzzle 0038.



Figure 5: Initial board position of easy chess puzzle 0038

**Move 1** Move by white



Figure 6: Nd6# - This is a discovered check since the check is given by both knight and the queen. King is forced to move but ends in a checkmate

### Right moves for the solution to the easy chess puzzle 0038

Based on the objective of the puzzle, you have to make the right moves. Following are the right moves

1. Nxc7#
2. Nd6#

### Explanation for the moves

1. Nxc7# - This is a discovered check since the check is given by both knight and the queen. King is forced to move but ends in a checkmate
2. Nd6# - This is a discovered check since the check is given by both knight and the queen. King is forced to move but ends in a checkmate
3. For right move - Your discovered check helped you win the game. Keep winning
4. For wrong move - It seems you might have missed moving the knight to give a discovered check and mate. Try again

### Categories of easy chess puzzle 0038

This easy chess puzzle falls in these categories.

1. [Easy chess puzzles](#)

2. [Mate in 1 puzzles in chess](#)
3. [Endgame puzzles in chess](#)
4. [Strategy puzzles in chess](#)

## How to view the solution to easy chess puzzle 0038

To view the [solution to this puzzle](#), follow the steps given below

1. Go to the [puzzle page](#)
2. Click the solution button (Key as shown [below](#)) to view the solution



Figure 7: Click the solution button to view solutions @ <https://gbud.in/gp1k251>

## How to get help for moves in the easy chess puzzle 0038

To get help or the possible next moves in the puzzle, , follow the steps given below

1. Go to the [puzzle page](#)
2. Click the help button (exclamation mark as shown [below](#)) to get help or suggestion on next possible [move](#)



Figure 8: Click the help button to get help on next move @ <https://gbud.in/gp1k251>



Figure 9: Solve more easy puzzles @ <https://gbud.in/chsezpz>



Figure 10: Solve other puzzles @ <https://gbud.in/chsgppz>

## Play chess for free



Figure 11: Play chess online for free. Solve puzzles and play with friends

Play chess for free at <https://gbud.in/chs>

We present you a platform to play chess online with friends for free. No need to install any app. You can play chess for free without registration or login.

Simple. You can do several chess related activities.

1. [solve chess puzzles](#)
2. [learn about chess](#)
3. [play chess with computer](#)
4. [play chess with friend](#)
5. [create your own chess games](#)
6. [fen viewer](#)
7. [fen editor](#)
8. [fen generator](#)
9. [pgn viewer](#)
10. [chess board editor](#)



11. [view famous chess games.](#)



Figure 12: Solve this puzzle online by scanning this QR code or go to the link below

<https://gbud.in/gp1k251>

Read the latest article on Easy Chess puzzle # 0038 - Give a discovered check by scanning this QR code or click the link

Previous article : [« Easy Chess puzzle # 0037 - Gain pieces after opponents mistake](#)

Next article : [Easy chess puzzles »](#)

[Back to top](#)

[Contact Us](#)

© GBud Games 2021



## Easy Chess Puzzle # 0039

By

G Bud Games  
<https://gbud.in>

October 11, 2021

## Solution to easy chess puzzle 0039

At this puzzle, next **move** is by **Black**. The objective of the puzzle is to have an en passant capture.

See the interactive solution at the [puzzle page](#)

### Solution 1

**Initial board position** This is the initial board position of easy chess puzzle 0039.



Figure 3: Initial board position of easy chess puzzle 0039

**Move 1** Move by white



Figure 4: d4 - Opponent's pawn makes a two square move which will make you eligible for an en passant capture

**Move 2** Move by black



Figure 5: cxd3 - This is the en passant capture. Opponent's pawn moved 2 squares and crossed d3 which can be attacked by your square.

### Right moves for the solution to the easy chess puzzle 0039

Based on the objective of the puzzle, you have to make the right moves. Following are the right moves

1. cxd3

### **Explanation for the moves**

1. cxd3 - This is the en passant capture. Opponent's pawn moved 2 squares and crossed d3 which can be attacked by your square.
2. d4 - Opponent's pawn makes a two square move which will make you eligible for an en passant capture
3. For right move - You know how to carry out an en passant capture. Keep it up
4. For wrong move - It seems you are not aware about en passant capture. Read about en passant capture

### **Categories of easy chess puzzle 0039**

This easy chess puzzle falls in these categories.

1. [Easy chess puzzles](#)
2. [Strategy puzzles in chess](#)

### **How to view the solution to easy chess puzzle 0039**

To view the [solution to this puzzle](#), follow the steps given below

1. Go to the [puzzle page](#)
2. Click the solution button (Key as shown [below](#)) to view the solution



Figure 6: Click the solution button to view solutions @ <https://gbud.in/g3rc7c1>

## How to get help for moves in the easy chess puzzle 0039

To get help or the possible next moves in the puzzle, , follow the steps given below

1. Go to the [puzzle page](#)
2. Click the help button (exclamation mark as shown [below](#)) to get help or suggestion on next possible [move](#)



Figure 7: Click the help button to get help on next move @ <https://gbud.in/g3rc7c1>



Figure 8: Solve more easy puzzles @ <https://gbud.in/chsezpz>



Figure 9: Solve other puzzles @ <https://gbud.in/chsgppz>

## Play chess for free



Figure 10: Play chess online for free. Solve puzzles and play with friends

Play chess for free at <https://gbud.in/chs>

We present you a platform to play chess online with friends for free. No need to install any app. You can play chess for free without registration or login.

Simple. You can do several chess related activities.

1. [solve chess puzzles](#)
2. [learn about chess](#)
3. [play chess with computer](#)
4. [play chess with friend](#)
5. [create your own chess games](#)
6. [fen viewer](#)
7. [fen editor](#)
8. [fen generator](#)
9. [pgn viewer](#)
10. [chess board editor](#)



11. [view famous chess games.](#)



Figure 11: Solve this puzzle online by scanning this QR code or go to the link below

<https://gbud.in/g3rc7c1>

Read the latest article on Easy Chess puzzle # 0039 - Have an en passant capture by scanning this QR code or click the link

Previous article : « [Easy Chess puzzle # 0038 - Give a discovered check](#)

Next article : [Easy chess puzzles](#) »

[Back to top](#)

[Contact Us](#)

© GBud Games 2021



## Easy Chess Puzzle # 0040

By

G Bud Games  
<https://gbud.in>

October 12, 2021

# Chapter 1

## Easy Chess puzzle # 0040 - Mate in 1 move

Solve this easy chess puzzle and improve your chess games through improvement of your chess strategies and chess tactics.

Puzzle No : 0040

Difficulty level : Easy

Description : Mate in 1 move

Next Move : White

Player level : Beginner

Short URL for puzzle : <https://gbud.in/g033v11>

## 1.1 Easy chess puzzle 0040



Figure 1.1: Solve this easy chess puzzle 0040. Mate in 1 move @ <https://gbud.in/g033v11>



Figure 1.2: Solve this chess puzzle online with solution @ <https://gbud.in/g033v11>

## 1.2 Solution to easy chess puzzle 0040

At this puzzle, next **move** is by **White**. The objective of the puzzle is to mate in 1 move.

See the interactive solution at the [puzzle page](#)

## 1.2.1 Solution 1

### 1.2.1.1 Initial board position

This is the initial board position of easy chess puzzle 0040.



Figure 1.3: Initial board position of easy chess puzzle 0040

### 1.2.1.2 Move 1

Move by white




Figure 1.4: Bxc8# - The bishop can not be captured since it is supported by rook. This is called Reti's mate

### 1.2.2 Right moves for the solution to the easy chess puzzle 0040

Based on the objective of the puzzle, you have to make the right moves. Following are the right moves

1. Bxc8#

### 1.2.3 Explanation for the moves

1. Bxc8# - The bishop can not be captured since it is supported by rook. This is called Reti's mate
2. For right move - You know how to have a Reti's mate. Keep learning new strategies
3. For wrong move - You could have used the bishop to capture the queen and had a Reti's mate. Do not stop trying

## 1.3 Categories of easy chess puzzle 0040

This easy chess puzzle falls in these categories.

1. [Easy chess puzzles](#)
2. [Mate in 1 puzzles in chess](#)
3. [Endgame puzzles in chess](#)
4. [Strategy puzzles in chess](#)
5. [Mate pattern puzzles in chess](#)

## 1.4 How to view the solution to easy chess puzzle 0040

To view the [solution to this puzzle](#), follow the steps given below

1. Go to the [puzzle page](#)
2. Click the solution button (Key as shown [below](#)) to view the solution



Figure 1.5: Click the solution button to view solutions @ <https://gbud.in/g033v11>

## 1.5 How to get help for moves in the easy chess puzzle 0040

To get help or the possible next moves in the puzzle, , follow the steps given below

1. Go to the [puzzle page](#)
2. Click the help button (exclamation mark as shown [below](#)) to get help or suggestion on next possible [move](#)



Figure 1.6: Click the help button to get help on next move @ <https://gbud.in/g033v11>



Figure 1.7: Solve more easy puzzles @ <https://gbud.in/chsezpz>





Figure 1.8: Solve other puzzles @ <https://gbud.in/chsgppz>

## 1.6 Play chess for free



Figure 1.9: Play chess online for free. Solve puzzles and play with friends

Play chess for free at <https://gbud.in/chs>

We present you a platform to play chess online with friends for free. No need to install any app. You can play chess for free without registration or login.

Simple. You can do several chess related activities.

1. [solve chess puzzles](#)
2. [learn about chess](#)

3. [play chess with computer](#)
4. [play chess with friend](#)
5. [create your own chess games](#)
6. [fen viewer](#)
7. [fen editor](#)
8. [fen generator](#)
9. [pgn viewer](#)
10. [chess board editor](#)
11. [view famous chess games.](#)



Figure 1.10: Solve this puzzle online by scanning this QR code or go to the link below

<https://gbud.in/g033v11>

Read the latest article on Easy Chess puzzle # 0040 - Mate in 1 move by scanning this QR code or click the link

Previous article : [« Easy Chess puzzle # 0039 - Have an en passant capture](#)

Next article : [Easy Chess puzzle # 0041 - How will you save your piece?](#)  
»

Access the latest version of this article at  
<https://gbud.in/blog/game/chess/easy-chess-puzzles/easy-chess-puzzle-0040.html>

---

[Back to top](#)

[Contact Us](#)

© GBud Games 2021



## Easy Chess Puzzle # 0041

By

G Bud Games  
<https://gbud.in>

October 12, 2021

# Chapter 1

## Easy Chess puzzle # 0041 - How will you save your piece?

Solve this easy chess puzzle and improve your chess games through improvement of your chess strategies and chess tactics.

Puzzle No : 0041

Difficulty level : Easy

Description : How will you save your piece?

Next Move : Black

Player level : Beginner

Short URL for puzzle : <https://gbud.in/g00r1s1>

## 1.1 Easy chess puzzle 0041



Figure 1.1: Solve this easy chess puzzle 0041. How will you save your piece? @ <https://gbud.in/g00r1s1>



Figure 1.2: Solve this chess puzzle online with solution @ <https://gbud.in/g00r1s1>

## 1.2 Solution to easy chess puzzle 0041

At this puzzle, next **move** is by **Black**. The objective of the puzzle is to how will you save your piece?.

See the interactive solution at the [puzzle page](#)

## 1.2.1 Solution 1

### 1.2.1.1 Initial board position

This is the initial board position of easy chess puzzle 0041.



Figure 1.3: Initial board position of easy chess puzzle 0041

### 1.2.1.2 Move 1

Move by black



Figure 1.4: Nd8 - This blocks the queen's attack on the bishop. If you have not done this you will lose your bishop

## 1.2.2 Solution 2

### 1.2.2.1 Initial board position

This is the initial board position of easy chess puzzle 0041.






Figure 1.5: Initial board position of easy chess puzzle 0041

### 1.2.2.2 Move 1

Move by black



Figure 1.6: Be7 - Now the bishop is supported.

### 1.2.3 Right moves for the solution to the easy chess puzzle 0041

Based on the objective of the puzzle, you have to make the right moves. Following are the right moves

1. Nd8
2. Be7

### 1.2.4 Explanation for the moves

1. Nd8 - This blocks the queen's attack on the bishop. If you have not done this you will lose your bishop
2. Be7 - Now the bishop is supported.
3. For right move - You saved both your knight and bishop. Keep up the good work
4. For wrong move - You will lose your bishop or knight. wrong move. Try again

## 1.3 Categories of easy chess puzzle 0041

This easy chess puzzle falls in these categories.

1. [Easy chess puzzles](#)
2. [Strategy puzzles in chess](#)

## 1.4 How to view the solution to easy chess puzzle 0041

To view the [solution to this puzzle](#), follow the steps given below

1. Go to the [puzzle page](#)
2. Click the solution button (Key as shown [below](#)) to view the solution



Figure 1.7: Click the solution button to view solutions @ <https://gbud.in/g00r1s1>

## 1.5 How to get help for moves in the easy chess puzzle 0041

To get help or the possible next moves in the puzzle, , follow the steps given below

1. Go to the [puzzle page](#)
2. Click the help button (exclamation mark as shown [below](#)) to get help or suggestion on next possible [move](#)



Figure 1.8: Click the help button to get help on next move @ <https://gbud.in/g00r1s1>



Figure 1.9: Solve more easy puzzles @ <https://gbud.in/chsezpz>



Figure 1.10: Solve other puzzles @ <https://gbud.in/chsgppz>

## 1.6 Play chess for free



Figure 1.11: Play chess online for free. Solve puzzles and play with friends

Play chess for free at <https://gbud.in/chs>

We present you a platform to play chess online with friends for free. No need to install any app. You can play chess for free without registration or login.

Simple. You can do several chess related activities.

1. [solve chess puzzles](#)
2. [learn about chess](#)

3. [play chess with computer](#)
4. [play chess with friend](#)
5. [create your own chess games](#)
6. [fen viewer](#)
7. [fen editor](#)
8. [fen generator](#)
9. [pgn viewer](#)
10. [chess board editor](#)
11. [view famous chess games.](#)



Figure 1.12: Solve this puzzle online by scanning this QR code or go to the link below

<https://gbud.in/g00r1s1>

Read the latest article on Easy Chess puzzle # 0041 - How will you save your piece? by scanning this QR code or click the link

Previous article : [« Easy Chess puzzle # 0040 - Mate in 1 move](#)

Next article : [Easy chess puzzles »](#)

Access the latest version of this article at  
<https://gbud.in/blog/game/chess/easy-chess-puzzles/easy-chess-puzzle-0041.html>

---

[Back to top](#)

[Contact Us](#)

© GBud Games 2021



## Easy Chess Puzzle # 0042

By

G Bud Games  
<https://gbud.in>

October 14, 2021



## Solution to easy chess puzzle 0042

At this puzzle, next **move** is by **White**. The objective of the puzzle is to sacrifice your rook.

See the interactive solution at the [puzzle page](#)

### Solution 1

**Initial board position** This is the initial board position of easy chess puzzle 0042.



Figure 3: Initial board position of easy chess puzzle 0042

**Move 1** Move by white




Figure 4: Re8+ - You are forcing the opponent's rook at b8 to capture your rook. This move also releases the diagonal for the bishop which can be used to capture the queen

### Right moves for the solution to the easy chess puzzle 0042

Based on the objective of the puzzle, you have to make the right moves. Following are the right moves

1. Re8+

### Explanation for the moves

1. Re8+ - You are forcing the opponent's rook at b8 to capture your rook. This move also releases the diagonal for the bishop which can be used to capture the queen
2. For right move - It is good to sacrifice your rook. You will gain the queen now
3. For wrong move - You could have sacrificed the rook to gain the queen. Try again.

### Categories of easy chess puzzle 0042

This easy chess puzzle falls in these categories.

1. [Easy chess puzzles](#)
2. [Sacrifice puzzles in chess](#)

3. [Gain puzzles in chess](#)
4. [Strategy puzzles in chess](#)
5. [Zugzwang puzzles in chess](#)

## How to view the solution to easy chess puzzle 0042

To view the [solution to this puzzle](#), follow the steps given below

1. Go to the [puzzle page](#)
2. Click the solution button (Key as shown [below](#)) to view the solution



Figure 5: Click the solution button to view solutions @ <https://gbud.in/gxklrn1>

## How to get help for moves in the easy chess puzzle 0042

To get help or the possible next moves in the puzzle, , follow the steps given below

1. Go to the [puzzle page](#)
2. Click the help button (exclamation mark as shown [below](#)) to get help or suggestion on next possible [move](#)



Figure 6: Click the help button to get help on next move @ <https://gbud.in/gxklrn1>



Figure 7: Solve more easy puzzles @ <https://gbud.in/chsezpz>



Figure 8: Solve other puzzles @ <https://gbud.in/chsgppz>

## Play chess for free



Figure 9: Play chess online for free. Solve puzzles and play with friends

Play chess for free at <https://gbud.in/chs>

We present you a platform to play chess online with friends for free. No need to install any app. You can play chess for free without registration or login.

Simple. You can do several chess related activities.

1. [solve chess puzzles](#)
2. [learn about chess](#)
3. [play chess with computer](#)
4. [play chess with friend](#)
5. [create your own chess games](#)
6. [fen viewer](#)
7. [fen editor](#)
8. [fen generator](#)
9. [pgn viewer](#)
10. [chess board editor](#)

11. [view famous chess games.](#)



Figure 10: Solve this puzzle online by scanning this QR code or go to the link below

<https://gbud.in/gxklrn1>

Read the latest article on Easy Chess puzzle # 0042 - Sacrifice your rook by scanning this QR code or click the link

Previous article : [« Easy Chess puzzle # 0041 - How will you save your piece?](#)

Next article : [Easy chess puzzles »](#)

[Back to top](#)

[Contact Us](#)

© GBud Games 2021



## Easy Chess Puzzle # 0043

By

G Bud Games  
<https://gbud.in>

October 15, 2021

## Solution to easy chess puzzle 0043

At this puzzle, next **move** is by **White**. The objective of the puzzle is to how to avoid losing the game.

See the interactive solution at the [puzzle page](#)

### Solution 1

**Initial board position** This is the initial board position of easy chess puzzle 0043.



Figure 3: Initial board position of easy chess puzzle 0043

**Move 1** Move by black





Figure 4: Bxg2+ - This is a suicide sacrifice as you force the opponent to capture your bishop. Now you will have only the king. King can not move and ends in a stalemate

### Right moves for the solution to the easy chess puzzle 0043

Based on the objective of the puzzle, you have to make the right moves. Following are the right moves

1. Bxg2+

### Explanation for the moves

1. Bxg2+ - This is a suicide sacrifice as you force the opponent to capture your bishop. Now you will have only the king. King can not move and ends in a stalemate
2. For right move - Good. You know that stalemate is the only condition that will avoid losing the game. Good decision
3. For wrong move - Since the opponent is materially superior, you could have sacrificed your bishop and avoid losing the game by a stalemate

### Categories of easy chess puzzle 0043

This easy chess puzzle falls in these categories.

1. [Easy chess puzzles](#)

2. [Endgame puzzles in chess](#)
3. [Strategy puzzles in chess](#)
4. [Zugzwang puzzles in chess](#)

## How to view the solution to easy chess puzzle 0043

To view the [solution to this puzzle](#), follow the steps given below

1. Go to the [puzzle page](#)
2. Click the solution button (Key as shown [below](#)) to view the solution



Figure 5: Click the solution button to view solutions @ <https://gbud.in/g0rzg41>

## How to get help for moves in the easy chess puzzle 0043

To get help or the possible next moves in the puzzle, , follow the steps given below

1. Go to the [puzzle page](#)
2. Click the help button (exclamation mark as shown [below](#)) to get help or suggestion on next possible [move](#)



Figure 6: Click the help button to get help on next move @ <https://gbud.in/g0rzg41>



Figure 7: Solve more easy puzzles @ <https://gbud.in/chsezpz>



Figure 8: Solve other puzzles @ <https://gbud.in/chsgppz>

## Play chess for free



Figure 9: Play chess online for free. Solve puzzles and play with friends

Play chess for free at <https://gbud.in/chs>

We present you a platform to play chess online with friends for free. No need to install any app. You can play chess for free without registration or login.

Simple. You can do several chess related activities.

1. [solve chess puzzles](#)
2. [learn about chess](#)
3. [play chess with computer](#)
4. [play chess with friend](#)
5. [create your own chess games](#)
6. [fen viewer](#)
7. [fen editor](#)
8. [fen generator](#)
9. [pgn viewer](#)
10. [chess board editor](#)

11. [view famous chess games.](#)



Figure 10: Solve this puzzle online by scanning this QR code or go to the link below

<https://gbud.in/g0rzg41>

Read the latest article on Easy Chess puzzle # 0043 - How to avoid losing the game by scanning this QR code or click the link

Previous article : « [Easy Chess puzzle # 0042 - Sacrifice your rook](#)

Next article : [Easy chess puzzles](#) »

[Back to top](#)

[Contact Us](#)

© GBud Games 2021



## Easy Chess Puzzle # 0044

By

G Bud Games  
<https://gbud.in>

October 16, 2021

## Solution to easy chess puzzle 0044

At this puzzle, next **move** is by **White**. The objective of the puzzle is to get the benefit of opponent's mistake.

See the interactive solution at the [puzzle page](#)

### Solution 1

**Initial board position** This is the initial board position of easy chess puzzle 0044.




Figure 3: Initial board position of easy chess puzzle 0044

**Move 1** Move by black




Figure 4: Ng5 - This knight forks two rooks at the same time. This is also a mistake since the knight was earlier protecting g7

**Move 2** Move by white




Figure 5: Rfxg7# - Since the support of the knight to g7 is removed, the rook moves in and had a checkmate. This is called Blind swine mate

### Right moves for the solution to the easy chess puzzle 0044

Based on the objective of the puzzle, you have to make the right moves. Following are the right moves



1. Rfxg7#

### **Explanation for the moves**

1. Rfxg7# - Since the support of the knight to g7 is removed, the rook moves in and had a checkmate. This is called Blind swine mate
2. Ng5 - This knight forks two rooks at the same time. This is also a mistake since the knight was earlier protecting g7
3. For right move - You have utilised the opponents mistake to the maximum. Good observation
4. For wrong move - You could have won the game. Try again

### **Categories of easy chess puzzle 0044**

This easy chess puzzle falls in these categories.

1. [Easy chess puzzles](#)
2. [Mate in 1 puzzles in chess](#)
3. [Endgame puzzles in chess](#)
4. [Fork puzzles in chess](#)
5. [Strategy puzzles in chess](#)
6. [Mate pattern puzzles in chess](#)

### **How to view the solution to easy chess puzzle 0044**

To view the [solution to this puzzle](#), follow the steps given below

1. Go to the [puzzle page](#)
2. Click the solution button (Key as shown [below](#)) to view the solution



Figure 6: Click the solution button to view solutions @ <https://gbud.in/gv6vcj1>

## How to get help for moves in the easy chess puzzle 0044

To get help or the possible next moves in the puzzle, , follow the steps given below

1. Go to the [puzzle page](#)
2. Click the help button (exclamation mark as shown [below](#)) to get help or suggestion on next possible [move](#)



Figure 7: Click the help button to get help on next move @ <https://gbud.in/gv6vcj1>



Figure 8: Solve more easy puzzles @ <https://gbud.in/chsezpz>



Figure 9: Solve other puzzles @ <https://gbud.in/chsgppz>

## Play chess for free



Figure 10: Play chess online for free. Solve puzzles and play with friends

Play chess for free at <https://gbud.in/chs>

We present you a platform to play chess online with friends for free. No need to install any app. You can play chess for free without registration or login.

Simple. You can do several chess related activities.

1. [solve chess puzzles](#)
2. [learn about chess](#)
3. [play chess with computer](#)
4. [play chess with friend](#)
5. [create your own chess games](#)
6. [fen viewer](#)
7. [fen editor](#)
8. [fen generator](#)
9. [pgn viewer](#)
10. [chess board editor](#)

11. [view famous chess games.](#)



Figure 11: Solve this puzzle online by scanning this QR code or go to the link below

<https://gbud.in/gv6vcj1>

Read the latest article on Easy Chess puzzle # 0044 - Get the benefit of opponent's mistake by scanning this QR code or click the link

Previous article : [« Easy Chess puzzle # 0043 - How to avoid losing the game](#)

Next article : [Easy chess puzzles »](#)

[Back to top](#)

[Contact Us](#)

© GBud Games 2021



## Easy Chess Puzzle # 0045

By

G Bud Games  
<https://gbud.in>

October 17, 2021

## Solution to easy chess puzzle 0045

At this puzzle, next **move** is by **White**. The objective of the puzzle is to mate in 1 move.

See the interactive solution at the [puzzle page](#)

### Solution 1

**Initial board position** This is the initial board position of easy chess puzzle 0045.




Figure 3: Initial board position of easy chess puzzle 0045

**Move 1** Move by black




Figure 4: Qxf1 - Opponent is trying to remove the threat from the rook to their pawn that will be promoted to a queen. But they have not realised that they left c6

**Move 2** Move by white




Figure 5: Bc6# - King has no free squares to move. This is called bishop and knight mate

### Right moves for the solution to the easy chess puzzle 0045

Based on the objective of the puzzle, you have to make the right moves. Following are the right moves



1. Bc6#

### **Explanation for the moves**

1. Qxf1 - Opponent is trying to remove the threat from the rook to their pawn that will be promoted to a queen. But they have not realised that they left c6
2. Bc6# - King has no free squares to move. This is called bishop and knight mate
3. For right move - You have won after the opponent's mistake. Nice observation
4. For wrong move - You could have won by having a bishop and knight mate as c6 is unprotected

### **Categories of easy chess puzzle 0045**

This easy chess puzzle falls in these categories.

1. [Easy chess puzzles](#)
2. [Mate in 1 puzzles in chess](#)
3. [Endgame puzzles in chess](#)
4. [Strategy puzzles in chess](#)
5. [Mate pattern puzzles in chess](#)

### **How to view the solution to easy chess puzzle 0045**

To view the [solution to this puzzle](#), follow the steps given below

1. Go to the [puzzle page](#)
2. Click the solution button (Key as shown [below](#)) to view the solution



Figure 6: Click the solution button to view solutions @ <https://gbud.in/gmqz8jl>

## How to get help for moves in the easy chess puzzle 0045

To get help or the possible next moves in the puzzle, , follow the steps given below

1. Go to the [puzzle page](#)
2. Click the help button (exclamation mark as shown [below](#)) to get help or suggestion on next possible [move](#)



Figure 7: Click the help button to get help on next move @ <https://gbud.in/gmqz8j1>



Figure 8: Solve more easy puzzles @ <https://gbud.in/chsezpz>



Figure 9: Solve other puzzles @ <https://gbud.in/chsgppz>

## Play chess for free



Figure 10: Play chess online for free. Solve puzzles and play with friends

Play chess for free at <https://gbud.in/chs>

We present you a platform to play chess online with friends for free. No need to install any app. You can play chess for free without registration or login.

Simple. You can do several chess related activities.

1. [solve chess puzzles](#)
2. [learn about chess](#)
3. [play chess with computer](#)
4. [play chess with friend](#)
5. [create your own chess games](#)
6. [fen viewer](#)
7. [fen editor](#)
8. [fen generator](#)
9. [pgn viewer](#)
10. [chess board editor](#)

11. [view famous chess games.](#)



Figure 11: Solve this puzzle online by scanning this QR code or go to the link below

<https://gbud.in/gmqz8j1>

Read the latest article on Easy Chess puzzle # 0045 - Mate in 1 move by scanning this QR code or click the link

Previous article : [« Easy Chess puzzle # 0044 - Get the benefit of opponent's mistake](#)

Next article : [Easy chess puzzles »](#)

[Back to top](#)

[Contact Us](#)

© GBud Games 2021



## Easy Chess Puzzle # 0046

By

G Bud Games  
<https://gbud.in>

October 18, 2021

## Solution to easy chess puzzle 0046

At this puzzle, next **move** is by **White**. The objective of the puzzle is to mate in 1 move.

See the interactive solution at the [puzzle page](#)

### Solution 1

**Initial board position** This is the initial board position of easy chess puzzle 0046.



Figure 3: Initial board position of easy chess puzzle 0046

**Move 1** Move by white



Figure 4: Qxe7# - Your queen captures opponent's queen and checkmate. King can not capture your queen as it is supported by the bishop. This is called Damiano's bishop mate

### Right moves for the solution to the easy chess puzzle 0046

Based on the objective of the puzzle, you have to make the right moves. Following are the right moves

1. Qxe7#

### Explanation for the moves

1. Qxe7# - Your queen captures opponent's queen and checkmate. King can not capture your queen as it is supported by the bishop. This is called Damiano's bishop mate
2. For right move - You have chosen the right move to checkmate. Keep solving the puzzles
3. For wrong move - You could have won by having a Damiano's bishop mate. Try again

### Categories of easy chess puzzle 0046

This easy chess puzzle falls in these categories.

1. [Easy chess puzzles](#)
2. [Mate in 1 puzzles in chess](#)



3. [Endgame puzzles in chess](#)
4. [Strategy puzzles in chess](#)
5. [Mate pattern puzzles in chess](#)

## How to view the solution to easy chess puzzle 0046

To view the [solution to this puzzle](#), follow the steps given below

1. Go to the [puzzle page](#)
2. Click the solution button (Key as shown [below](#)) to view the solution



Figure 5: Click the solution button to view solutions @ <https://gbud.in/gf4nkn1>

## How to get help for moves in the easy chess puzzle 0046

To get help or the possible next moves in the puzzle, , follow the steps given below

1. Go to the [puzzle page](#)
2. Click the help button (exclamation mark as shown [below](#)) to get help or suggestion on next possible [move](#)



Figure 6: Click the help button to get help on next move @ <https://gbud.in/gf4nkn1>



Figure 7: Solve more easy puzzles @ <https://gbud.in/chsezpz>



Figure 8: Solve other puzzles @ <https://gbud.in/chsgppz>

## Play chess for free

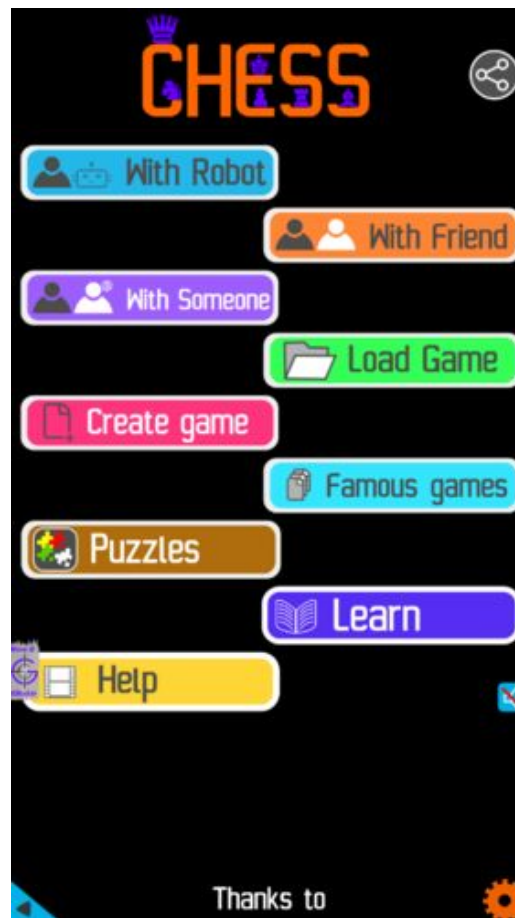


Figure 9: Play chess online for free. Solve puzzles and play with friends

Play chess for free at <https://gbud.in/chs>

We present you a platform to play chess online with friends for free. No need to install any app. You can play chess for free without registration or login.

Simple. You can do several chess related activities.

1. [solve chess puzzles](#)
2. [learn about chess](#)
3. [play chess with computer](#)
4. [play chess with friend](#)
5. [create your own chess games](#)
6. [fen viewer](#)
7. [fen editor](#)
8. [fen generator](#)
9. [pgn viewer](#)
10. [chess board editor](#)

11. [view famous chess games.](#)



Figure 10: Solve this puzzle online by scanning this QR code or go to the link below

<https://gbud.in/gf4nkn1>

Read the latest article on Easy Chess puzzle # 0046 - Mate in 1 move by scanning this QR code or click the link

Previous article : « [Easy Chess puzzle # 0045 - Mate in 1 move](#)

Next article : [Easy chess puzzles](#) »

[Back to top](#)

[Contact Us](#)

© GBud Games 2021



## Easy Chess Puzzle # 0047

By

G Bud Games  
<https://gbud.in>

October 21, 2021

## Solution to easy chess puzzle 0047

At this puzzle, next **move** is by **Black**. The objective of the puzzle is to mate in 1 move.

See the interactive solution at the [puzzle page](#)

### Solution 1

**Initial board position** This is the initial board position of easy chess puzzle 0047.



Figure 3: Initial board position of easy chess puzzle 0047

**Move 1** Move by black



Figure 4: Rh2# - King has no free squares to move as your queen is nearby. This is called kill box mate

## Right moves for the solution to the easy chess puzzle 0047

Based on the objective of the puzzle, you have to make the right moves. Following are the right moves

1. Rh2#

## Explanation for the moves

1. Rh2# - King has no free squares to move as your queen is nearby. This is called kill box mate
2. For right move - You have successfully had a checkmate in one move. Good move
3. For wrong move - You could have had a kill box mate in one move. Try again

## Categories of easy chess puzzle 0047

This easy chess puzzle falls in these categories.

1. [Easy chess puzzles](#)
2. [Mate in 1 puzzles in chess](#)
3. [Endgame puzzles in chess](#)
4. [Strategy puzzles in chess](#)

## 5. Mate pattern puzzles in chess

### How to view the solution to easy chess puzzle 0047

To view the [solution to this puzzle](#), follow the steps given below

1. Go to the [puzzle page](#)
2. Click the solution button (Key as shown [below](#)) to view the solution



Figure 5: Click the solution button to view solutions @ <https://gbud.in/gpq1b81>

### How to get help for moves in the easy chess puzzle 0047

To get help or the possible next moves in the puzzle, , follow the steps given below

1. Go to the [puzzle page](#)
2. Click the help button (exclamation mark as shown [below](#)) to get help or suggestion on next possible [move](#)





Figure 6: Click the help button to get help on next move @ <https://gbud.in/gpq1b81>



Figure 7: Solve more easy puzzles @ <https://gbud.in/chsezpz>



Figure 8: Solve other puzzles @ <https://gbud.in/chsgppz>

## Play chess for free

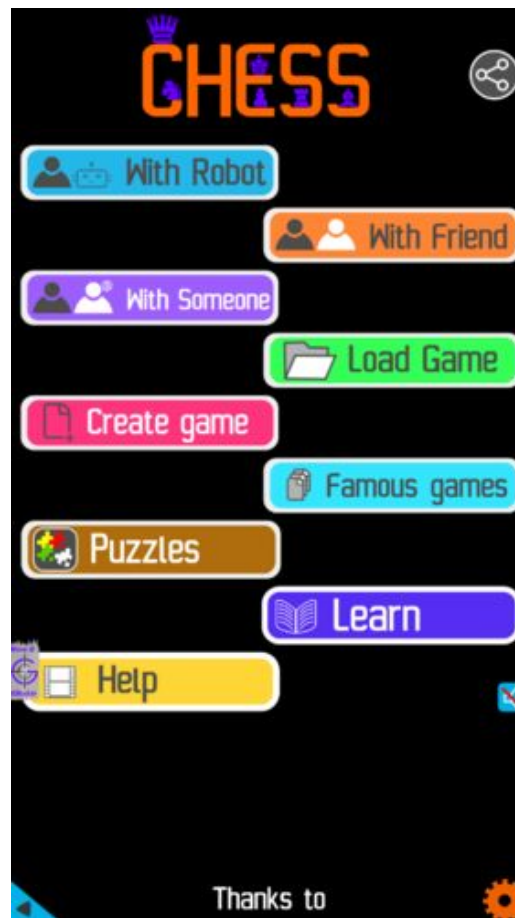


Figure 9: Play chess online for free. Solve puzzles and play with friends

Play chess for free at <https://gbud.in/chs>

We present you a platform to play chess online with friends for free. No need to install any app. You can play chess for free without registration or login.

Simple. You can do several chess related activities.

1. [solve chess puzzles](#)
2. [learn about chess](#)
3. [play chess with computer](#)
4. [play chess with friend](#)
5. [create your own chess games](#)
6. [fen viewer](#)
7. [fen editor](#)
8. [fen generator](#)
9. [pgn viewer](#)
10. [chess board editor](#)

11. [view famous chess games.](#)



Figure 10: Solve this puzzle online by scanning this QR code or go to the link below

<https://gbud.in/gpq1b81>

Read the latest article on Easy Chess puzzle # 0047 - Mate in 1 move by scanning this QR code or click the link

Previous article : « [Easy Chess puzzle # 0046 - Mate in 1 move](#)

Next article : [Easy Chess puzzle # 0048 - Mate in 1 move](#) »

[Back to top](#)

[Contact Us](#)

© GBud Games 2021



## Easy Chess Puzzle # 0048

By

G Bud Games  
<https://gbud.in>

October 21, 2021

## Solution to easy chess puzzle 0048

At this puzzle, next **move** is by **White**. The objective of the puzzle is to mate in 1 move.

See the interactive solution at the [puzzle page](#)

### Solution 1

**Initial board position** This is the initial board position of easy chess puzzle 0048.



Figure 3: Initial board position of easy chess puzzle 0048

**Move 1** Move by black




Figure 4: Bxa2 - Though the bishop captures the hanging queen, this is a bad move

**Move 2** Move by white




Figure 5: Ra8# - Since the opponent made a mistake by moving the bishop which was protecting a8, rook moves in and checkmate. This is called back-rank mate

### Right moves for the solution to the easy chess puzzle 0048

Based on the objective of the puzzle, you have to make the right moves. Following are the right moves

1. Ra8#

### **Explanation for the moves**

1. Ra8# - Since the opponent made a mistake by moving the bishop which was protecting a8, rook moves in and checkmate. This is called back-rank mate
2. Bxa2 - Though the bishop captures the hanging queen, this is a bad move
3. For right move - You have used the opponent's mistake. Good move
4. For wrong move - You could have had a back-rank mate. Try again

### **Categories of easy chess puzzle 0048**

This easy chess puzzle falls in these categories.

1. [Easy chess puzzles](#)
2. [Mate in 1 puzzles in chess](#)
3. [Endgame puzzles in chess](#)
4. [Strategy puzzles in chess](#)
5. [Mate pattern puzzles in chess](#)

### **How to view the solution to easy chess puzzle 0048**

To view the [solution to this puzzle](#), follow the steps given below

1. Go to the [puzzle page](#)
2. Click the solution button (Key as shown [below](#)) to view the solution



Figure 6: Click the solution button to view solutions @ <https://gbud.in/gdf8gw1>

## How to get help for moves in the easy chess puzzle 0048

To get help or the possible next moves in the puzzle, , follow the steps given below

1. Go to the [puzzle page](#)
2. Click the help button (exclamation mark as shown [below](#)) to get help or suggestion on next possible [move](#)





Figure 7: Click the help button to get help on next move @ <https://gbud.in/gdf8gw1>



Figure 8: Solve more easy puzzles @ <https://gbud.in/chsezpz>



Figure 9: Solve other puzzles @ <https://gbud.in/chsgppz>

## Play chess for free

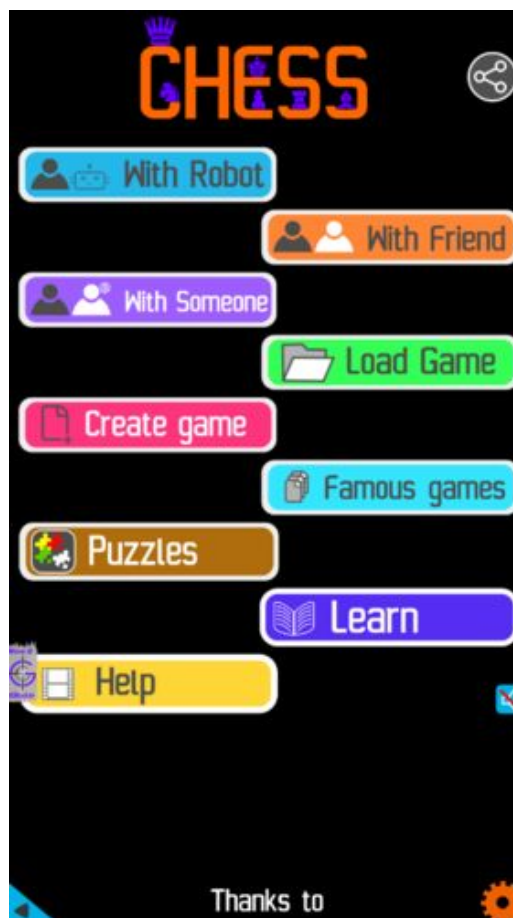


Figure 10: Play chess online for free. Solve puzzles and play with friends

Play chess for free at <https://gbud.in/chs>

We present you a platform to play chess online with friends for free. No need to install any app. You can play chess for free without registration or login.

Simple. You can do several chess related activities.

1. [solve chess puzzles](#)
2. [learn about chess](#)
3. [play chess with computer](#)
4. [play chess with friend](#)
5. [create your own chess games](#)
6. [fen viewer](#)
7. [fen editor](#)
8. [fen generator](#)
9. [pgn viewer](#)
10. [chess board editor](#)

11. [view famous chess games.](#)



Figure 11: Solve this puzzle online by scanning this QR code or go to the link below

<https://gbud.in/gdf8gw1>

Read the latest article on Easy Chess puzzle # 0048 - Mate in 1 move by scanning this QR code or click the link

Previous article : « [Easy Chess puzzle # 0047 - Mate in 1 move](#)

Next article : [Easy chess puzzles](#) »

[Back to top](#)

[Contact Us](#)

© GBud Games 2021



## Easy Chess Puzzle # 0049

By

G Bud Games  
<https://gbud.in>

October 21, 2021

## Solution to easy chess puzzle 0049

At this puzzle, next [move](#) is by [Black](#). The objective of the puzzle is to mate in 2 moves.

See the interactive solution at the [puzzle page](#)

### Solution 1

**Initial board position** This is the initial board position of easy chess puzzle 0049.



Figure 3: Initial board position of easy chess puzzle 0049

**Move 1** Move by black



Figure 4: Nd2+ - This is the power of knight. Your knight is giving check to the king though there are pieces in between them

**Move 2** Move by white



Figure 5: Ka1 - This is the only move available for your opponent

**Move 3** Move by black



Figure 6: Nxc2# - Second knight gives a checkmate. The king has no free square to move as b1 is attacked by your other knight. This is called double knight mate

### Right moves for the solution to the easy chess puzzle 0049

Based on the objective of the puzzle, you have to make the right moves. Following are the right moves

1. Nd2+, Nxc2#

### Explanation for the moves

1. Nd2+ - This is the power of knight. Your knight is giving check to the king though there are pieces in between them
2. Nxc2# - Second knight gives a checkmate. The king has no free square to move as b1 is attacked by your other knight. This is called double knight mate
3. Ka1 - This is the only move available for your opponent
4. For right move - You have successfully had a checkmate by using just two knights. Good game.
5. For wrong move - You could have won the game by having the double knight mate

### Categories of easy chess puzzle 0049

This easy chess puzzle falls in these categories.

1. [Easy chess puzzles](#)
2. [Mate in 2 puzzles in chess](#)
3. [Endgame puzzles in chess](#)
4. [Strategy puzzles in chess](#)
5. [Mate pattern puzzles in chess](#)

## How to view the solution to easy chess puzzle 0049

To view the [solution to this puzzle](#), follow the steps given below

1. Go to the [puzzle page](#)
2. Click the solution button (Key as shown [below](#)) to view the solution



Figure 7: Click the solution button to view solutions @ <https://gbud.in/gqc18k1>

## How to get help for moves in the easy chess puzzle 0049

To get help or the possible next moves in the puzzle, , follow the steps given below

1. Go to the [puzzle page](#)



2. Click the help button (exclamation mark as shown [below](#)) to get help or suggestion on next possible [move](#)



Figure 8: Click the help button to get help on next move @ <https://gbud.in/gqc18k1>



Figure 9: Solve more easy puzzles @ <https://gbud.in/chsezpz>



Figure 10: Solve other puzzles @ <https://gbud.in/chsgppz>

## Play chess for free

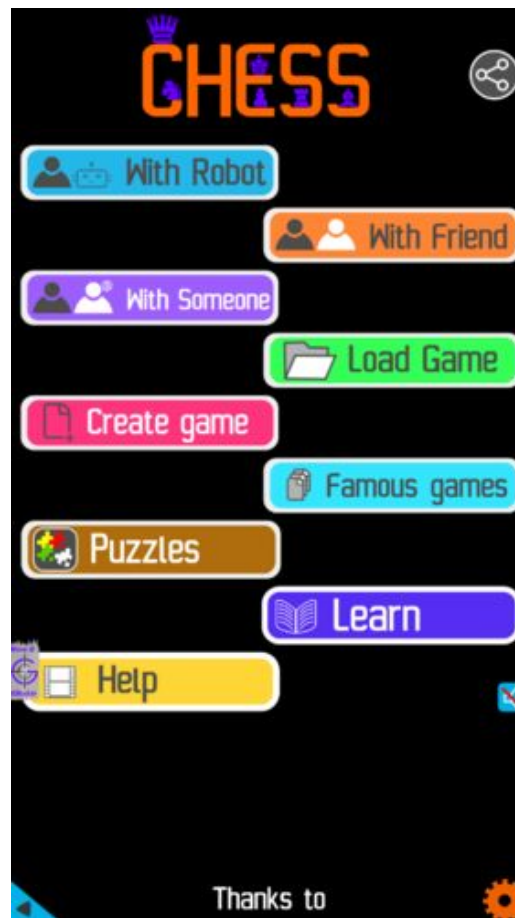


Figure 11: Play chess online for free. Solve puzzles and play with friends

Play chess for free at <https://gbud.in/chs>

We present you a platform to play chess online with friends for free. No need to install any app. You can play chess for free without registration or login.

Simple. You can do several chess related activities.

1. [solve chess puzzles](#)
2. [learn about chess](#)
3. [play chess with computer](#)
4. [play chess with friend](#)
5. [create your own chess games](#)
6. [fen viewer](#)
7. [fen editor](#)
8. [fen generator](#)
9. [pgn viewer](#)
10. [chess board editor](#)

11. [view famous chess games.](#)



Figure 12: Solve this puzzle online by scanning this QR code or go to the link below

<https://gbud.in/gqc18k1>

Read the latest article on Easy Chess puzzle # 0049 - Mate in 2 moves by scanning this QR code or click the link

Previous article : « [Easy Chess puzzle # 0048 - Mate in 1 move](#)

Next article : [Easy chess puzzles](#) »

[Back to top](#)

[Contact Us](#)

© GBud Games 2021



## Easy Chess Puzzle # 0050

By

G Bud Games  
<https://gbud.in>

October 22, 2021

## Solution to easy chess puzzle 0050

At this puzzle, next **move** is by **White**. The objective of the puzzle is to mate in 1 move.

See the interactive solution at the [puzzle page](#)

### Solution 1

**Initial board position** This is the initial board position of easy chess puzzle 0050.




Figure 3: Initial board position of easy chess puzzle 0050

**Move 1** Move by white




Figure 4: Ra2# - The king has no legal moves and ends in a checkmate. This is called Arabian mate

## Right moves for the solution to the easy chess puzzle 0050

Based on the objective of the puzzle, you have to make the right moves. Following are the right moves

1. Ra2#

## Explanation for the moves

1. Ra2# - The king has no legal moves and ends in a checkmate. This is called Arabian mate
2. For right move - You know how to end the game. Keep solving the puzzles
3. For wrong move - You could have had a arabian mate by moving the rook. Try again

## Categories of easy chess puzzle 0050

This easy chess puzzle falls in these categories.

1. [Easy chess puzzles](#)
2. [Mate in 1 puzzles in chess](#)
3. [Endgame puzzles in chess](#)
4. [Strategy puzzles in chess](#)

## 5. Mate pattern puzzles in chess

### How to view the solution to easy chess puzzle 0050

To view the [solution to this puzzle](#), follow the steps given below

1. Go to the [puzzle page](#)
2. Click the solution button (Key as shown [below](#)) to view the solution



Figure 5: Click the solution button to view solutions @ <https://gbud.in/g62wsc1>

### How to get help for moves in the easy chess puzzle 0050

To get help or the possible next moves in the puzzle, , follow the steps given below

1. Go to the [puzzle page](#)
2. Click the help button (exclamation mark as shown [below](#)) to get help or suggestion on next possible [move](#)



Figure 6: Click the help button to get help on next move @ <https://gbud.in/g62wsc1>



Figure 7: Solve more easy puzzles @ <https://gbud.in/chsezpz>



Figure 8: Solve other puzzles @ <https://gbud.in/chsgppz>



## Play chess for free

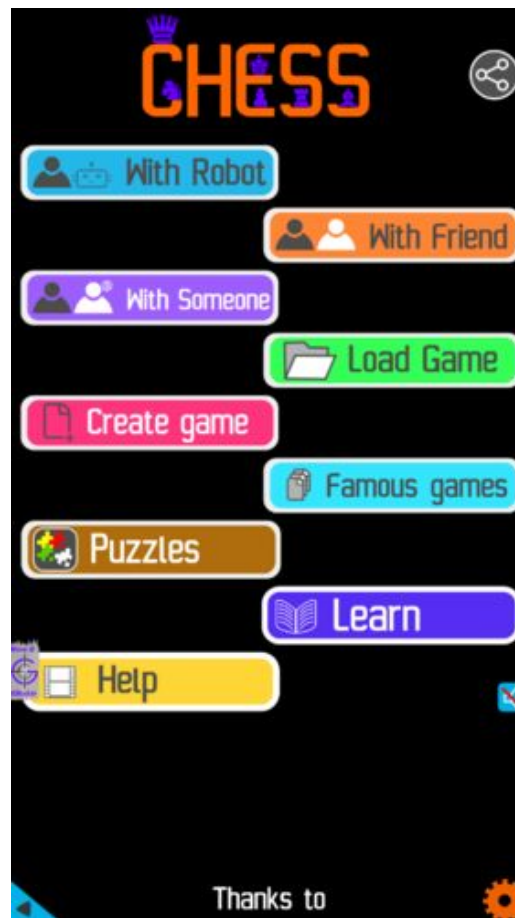


Figure 9: Play chess online for free. Solve puzzles and play with friends

Play chess for free at <https://gbud.in/chs>

We present you a platform to play chess online with friends for free. No need to install any app. You can play chess for free without registration or login.

Simple. You can do several chess related activities.

1. [solve chess puzzles](#)
2. [learn about chess](#)
3. [play chess with computer](#)
4. [play chess with friend](#)
5. [create your own chess games](#)
6. [fen viewer](#)
7. [fen editor](#)
8. [fen generator](#)
9. [pgn viewer](#)
10. [chess board editor](#)

11. [view famous chess games.](#)



Figure 10: Solve this puzzle online by scanning this QR code or go to the link below

<https://gbud.in/g62wsc1>

Read the latest article on Easy Chess puzzle # 0050 - Mate in 1 move by scanning this QR code or click the link

Previous article : « [Easy Chess puzzle # 0049 - Mate in 2 moves](#)

Next article : [Easy chess puzzles](#) »

[Back to top](#)

[Contact Us](#)

© GBud Games 2021



## Easy Chess Puzzle # 0051

By

G Bud Games  
<https://gbud.in>

October 24, 2021

## Solution to easy chess puzzle 0051

At this puzzle, next [move](#) is by [Black](#). The objective of the puzzle is to where will you move your knight?.

See the interactive solution at the [puzzle page](#)

### Solution 1

**Initial board position** This is the initial board position of easy chess puzzle 0051.



Figure 3: Initial board position of easy chess puzzle 0051

**Move 1** Move by white



Figure 4: Rd1 - Opponent's rook is trying to capture your knight

**Move 2** Move by black



Figure 5: Nxb4 - Since this knight is not supported, it will be captured wherever it moves. So it is good to cause a maximum damage to the opponent. Here capturing a high value piece is a good option. This is called desperado move

**Right moves for the solution to the easy chess puzzle 0051**

Based on the objective of the puzzle, you have to make the right moves. Following are the right moves

1. Nxb4

### **Explanation for the moves**

1. Rd1 - Opponent's rook is trying to capture your knight
2. Nxb4 - Since this knight is not supported, it will be captured wherever it moves. So it is good to cause a maximum damage to the opponent. Here capturing a high value piece is a good option. This is called desparado move
3. For right move - You have captured the rook though you knew that you will lose your knight any way. Good move
4. For wrong move - You could have captured the rook before getting the knight captured. Try again

### **Categories of easy chess puzzle 0051**

This easy chess puzzle falls in these categories.

1. [Easy chess puzzles](#)
2. [Strategy puzzles in chess](#)

### **How to view the solution to easy chess puzzle 0051**

To view the [solution to this puzzle](#), follow the steps given below

1. Go to the [puzzle page](#)
2. Click the solution button (Key as shown [below](#)) to view the solution



Figure 6: Click the solution button to view solutions @ <https://gbud.in/gnmgq61>

## How to get help for moves in the easy chess puzzle 0051

To get help or the possible next moves in the puzzle, , follow the steps given below

1. Go to the [puzzle page](#)
2. Click the help button (exclamation mark as shown [below](#)) to get help or suggestion on next possible [move](#)



Figure 7: Click the help button to get help on next move @ <https://gbud.in/gnmgq61>



Figure 8: Solve more easy puzzles @ <https://gbud.in/chsezpz>



Figure 9: Solve other puzzles @ <https://gbud.in/chsgppz>



## Play chess for free

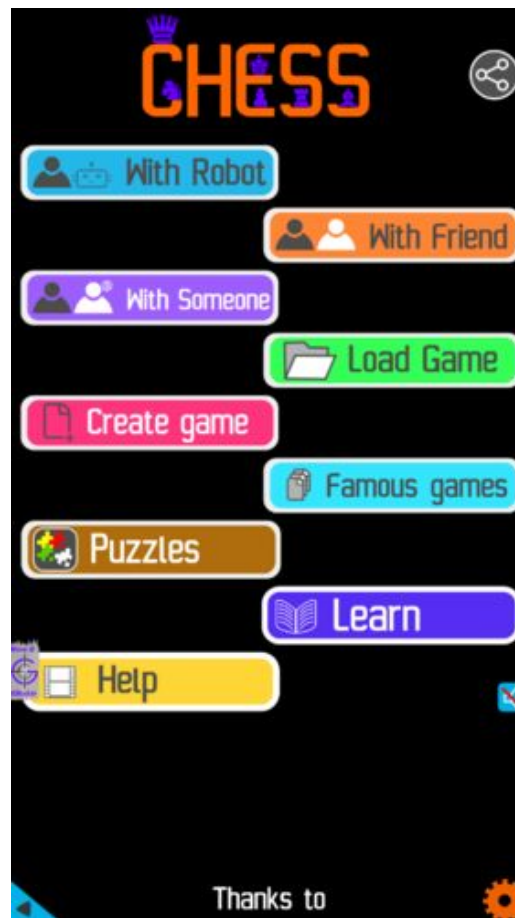


Figure 10: Play chess online for free. Solve puzzles and play with friends

Play chess for free at <https://gbud.in/chs>

We present you a platform to play chess online with friends for free. No need to install any app. You can play chess for free without registration or login.

Simple. You can do several chess related activities.

1. [solve chess puzzles](#)
2. [learn about chess](#)
3. [play chess with computer](#)
4. [play chess with friend](#)
5. [create your own chess games](#)
6. [fen viewer](#)
7. [fen editor](#)
8. [fen generator](#)
9. [pgn viewer](#)
10. [chess board editor](#)

11. [view famous chess games.](#)



Figure 11: Solve this puzzle online by scanning this QR code or go to the link below

<https://gbud.in/gnmgq61>

Read the latest article on Easy Chess puzzle # 0051 - Where will you move your knight? by scanning this QR code or click the link

Previous article : « [Easy Chess puzzle # 0050 - Mate in 1 move](#)

Next article : [Easy chess puzzles](#) »

[Back to top](#)

[Contact Us](#)

© GBud Games 2021



## Easy Chess Puzzle # 0052

By

G Bud Games  
<https://gbud.in>

October 25, 2021

## Solution to easy chess puzzle 0052

At this puzzle, next **move** is by **White**. The objective of the puzzle is to attack king and rook at the same time.

See the interactive solution at the [puzzle page](#)

### Solution 1

**Initial board position** This is the initial board position of easy chess puzzle 0052.



Figure 3: Initial board position of easy chess puzzle 0052

**Move 1** Move by white



Figure 4: Nxf7+ - This is called knight fork since the knight attacks the king and rook at the same time by giving a check

### Right moves for the solution to the easy chess puzzle 0052

Based on the objective of the puzzle, you have to make the right moves. Following are the right moves

1. Nxf7+

### Explanation for the moves

1. Nxf7+ - This is called knight fork since the knight attacks the king and rook at the same time by giving a check
2. For right move - You have understood what a knight fork is. Keep learning
3. For wrong move - You could have moved your knight to give a check to the king and also attack the rook at the same time. Try again

### Categories of easy chess puzzle 0052

This easy chess puzzle falls in these categories.

1. [Easy chess puzzles](#)
2. [Fork puzzles in chess](#)
3. [Strategy puzzles in chess](#)
4. [Terminology puzzles in chess](#)

## How to view the solution to easy chess puzzle 0052

To view the [solution to this puzzle](#), follow the steps given below

1. Go to the [puzzle page](#)
2. Click the solution button (Key as shown [below](#)) to view the solution



Figure 5: Click the solution button to view solutions @ <https://gbud.in/g1f7591>

## How to get help for moves in the easy chess puzzle 0052

To get help or the possible next moves in the puzzle, , follow the steps given below

1. Go to the [puzzle page](#)
2. Click the help button (exclamation mark as shown [below](#)) to get help or suggestion on next possible [move](#)



Figure 6: Click the help button to get help on next move @ <https://gbud.in/g1f7591>



Figure 7: Solve more easy puzzles @ <https://gbud.in/chsezpz>



Figure 8: Solve other puzzles @ <https://gbud.in/chsgppz>

## Play chess for free



Figure 9: Play chess online for free. Solve puzzles and play with friends

Play chess for free at <https://gbud.in/chs>

We present you a platform to play chess online with friends for free. No need to install any app. You can play chess for free without registration or login.

Simple. You can do several chess related activities.

1. [solve chess puzzles](#)
2. [learn about chess](#)
3. [play chess with computer](#)
4. [play chess with friend](#)
5. [create your own chess games](#)
6. [fen viewer](#)
7. [fen editor](#)
8. [fen generator](#)
9. [pgn viewer](#)
10. [chess board editor](#)



11. [view famous chess games.](#)



Figure 10: Solve this puzzle online by scanning this QR code or go to the link below

<https://gbud.in/g1f7591>

Read the latest article on Easy Chess puzzle # 0052 - Attack king and rook at the same time by scanning this QR code or click the link

Previous article : [« Easy Chess puzzle # 0051 - Where will you move your knight?»](#)

Next article : [Easy Chess puzzle # 0053 - Do a pawn fork »](#)

[Back to top](#)

[Contact Us](#)

© GBud Games 2021



## Easy Chess Puzzle # 0053

By

G Bud Games  
<https://gbud.in>

October 25, 2021

## Solution to easy chess puzzle 0053

At this puzzle, next **move** is by **Black**. The objective of the puzzle is to do a pawn fork.

See the interactive solution at the [puzzle page](#)

### Solution 1

**Initial board position** This is the initial board position of easy chess puzzle 0053.



Figure 3: Initial board position of easy chess puzzle 0053

**Move 1** Move by black



Figure 4: e4 - This is called pawn fork since the pawn attacks two knights at the same time. One of the knight must move. You will gain the other knight

### Right moves for the solution to the easy chess puzzle 0053

Based on the objective of the puzzle, you have to make the right moves. Following are the right moves

1. e4

### Explanation for the moves

1. e4 - This is called pawn fork since the pawn attacks two knights at the same time. One of the knight must move. You will gain the other knight
2. For right move - You know how to move a pawn to gain a knight. You have a good understanding of the game
3. For wrong move - You could have moved the pawn at e file to give a pawn fork. Try again

### Categories of easy chess puzzle 0053

This easy chess puzzle falls in these categories.

1. [Easy chess puzzles](#)
2. [Gain puzzles in chess](#)

3. [Fork puzzles in chess](#)
4. [Strategy puzzles in chess](#)
5. [Terminology puzzles in chess](#)

## How to view the solution to easy chess puzzle 0053

To view the [solution to this puzzle](#), follow the steps given below

1. Go to the [puzzle page](#)
2. Click the solution button (Key as shown [below](#)) to view the solution



Figure 5: Click the solution button to view solutions @ <https://gbud.in/gryxzm1>

## How to get help for moves in the easy chess puzzle 0053

To get help or the possible next moves in the puzzle, , follow the steps given below

1. Go to the [puzzle page](#)
2. Click the help button (exclamation mark as shown [below](#)) to get help or suggestion on next possible [move](#)



Figure 6: Click the help button to get help on next move @ <https://gbud.in/gryxzm1>



Figure 7: Solve more easy puzzles @ <https://gbud.in/chsezpz>



Figure 8: Solve other puzzles @ <https://gbud.in/chsgppz>

## Play chess for free

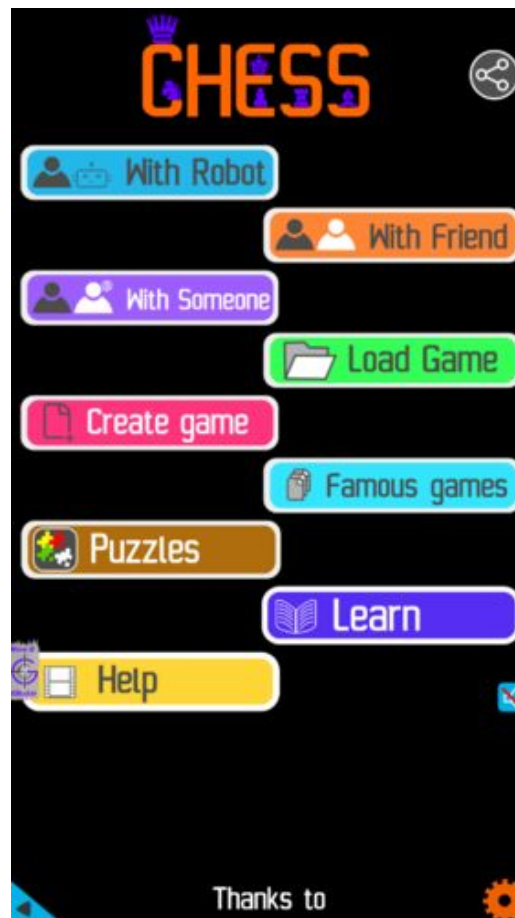


Figure 9: Play chess online for free. Solve puzzles and play with friends

Play chess for free at <https://gbud.in/chs>

We present you a platform to play chess online with friends for free. No need to install any app. You can play chess for free without registration or login.

Simple. You can do several chess related activities.

1. [solve chess puzzles](#)
2. [learn about chess](#)
3. [play chess with computer](#)
4. [play chess with friend](#)
5. [create your own chess games](#)
6. [fen viewer](#)
7. [fen editor](#)
8. [fen generator](#)
9. [pgn viewer](#)
10. [chess board editor](#)

11. [view famous chess games.](#)



Figure 10: Solve this puzzle online by scanning this QR code or go to the link below

<https://gbud.in/gryxzm1>

Read the latest article on Easy Chess puzzle # 0053 - Do a pawn fork by scanning this QR code or click the link

Previous article : [« Easy Chess puzzle # 0052 - Attack king and rook at the same time](#)

Next article : [Easy chess puzzles »](#)

[Back to top](#)

[Contact Us](#)

© GBud Games 2021





## Easy Chess Puzzle # 0054

By

G Bud Games  
<https://gbud.in>

October 26, 2021

## Solution to easy chess puzzle 0054

At this puzzle, next **move** is by **White**. The objective of the puzzle is to undermine the knight.

See the interactive solution at the [puzzle page](#)

### Solution 1

**Initial board position** This is the initial board position of easy chess puzzle 0054.



Figure 3: Initial board position of easy chess puzzle 0054

**Move 1** Move by white



Figure 4: Qxe6+ - With this capture you removed the support to the opponent's knight which is called undermining. After their rook captures your queen you can capture the hanging knight by your rook

### Right moves for the solution to the easy chess puzzle 0054

Based on the objective of the puzzle, you have to make the right moves. Following are the right moves

1. Qxe6+

### Explanation for the moves

1. Qxe6+ - With this capture you removed the support to the opponent's knight which is called undermining. After their rook captures your queen you can capture the hanging knight by your rook
2. For right move - You know how to undermine a piece. Keep learning new strategies
3. For wrong move - You could have captured opponent's queen to undermine their knight. Try again

### Categories of easy chess puzzle 0054

This easy chess puzzle falls in these categories.

1. [Easy chess puzzles](#)
2. [Gain puzzles in chess](#)

3. [Strategy puzzles in chess](#)
4. [Terminology puzzles in chess](#)

## How to view the solution to easy chess puzzle 0054

To view the [solution to this puzzle](#), follow the steps given below

1. Go to the [puzzle page](#)
2. Click the solution button (Key as shown [below](#)) to view the solution



Figure 5: Click the solution button to view solutions @ <https://gbud.in/gdtqmd1>

## How to get help for moves in the easy chess puzzle 0054

To get help or the possible next moves in the puzzle, , follow the steps given below

1. Go to the [puzzle page](#)
2. Click the help button (exclamation mark as shown [below](#)) to get help or suggestion on next possible [move](#)



Figure 6: Click the help button to get help on next move @ <https://gbud.in/gdtqmd1>



Figure 7: Solve more easy puzzles @ <https://gbud.in/chsezpz>



Figure 8: Solve other puzzles @ <https://gbud.in/chsgppz>

## Play chess for free



Figure 9: Play chess online for free. Solve puzzles and play with friends

Play chess for free at <https://gbud.in/chs>

We present you a platform to play chess online with friends for free. No need to install any app. You can play chess for free without registration or login.

Simple. You can do several chess related activities.

1. [solve chess puzzles](#)
2. [learn about chess](#)
3. [play chess with computer](#)
4. [play chess with friend](#)
5. [create your own chess games](#)
6. [fen viewer](#)
7. [fen editor](#)
8. [fen generator](#)
9. [pgn viewer](#)
10. [chess board editor](#)

11. [view famous chess games.](#)



Figure 10: Solve this puzzle online by scanning this QR code or go to the link below

<https://gbud.in/gdtqmd1>

Read the latest article on Easy Chess puzzle # 0054 - Undermine the knight by scanning this QR code or click the link

Previous article : « [Easy Chess puzzle # 0053 - Do a pawn fork](#)

Next article : [Easy chess puzzles](#) »

[Back to top](#)

[Contact Us](#)

© GBud Games 2021



## Easy Chess Puzzle # 0055

By

G Bud Games  
<https://gbud.in>

October 27, 2021



## Solution to easy chess puzzle 0055

At this puzzle, next **move** is by **White**. The objective of the puzzle is to form a battery of queen and rook along d file.

See the interactive solution at the [puzzle page](#)

### Solution 1

**Initial board position** This is the initial board position of easy chess puzzle 0055.



Figure 3: Initial board position of easy chess puzzle 0055

**Move 1** Move by white



Figure 4: Rfd1 - The rook from f file is moved to bring the queen and rook at the same file. This is called battery formation

## Solution 2

**Initial board position** This is the initial board position of easy chess puzzle 0055.




Figure 5: Initial board position of easy chess puzzle 0055

**Move 1** Move by white



Figure 6: Rad1 - The rook from a file is moved to bring the queen and rook at the same file. This is called battery formation

### Right moves for the solution to the easy chess puzzle 0055

Based on the objective of the puzzle, you have to make the right moves. Following are the right moves

1. Rfd1
2. Rad1

### Explanation for the moves

1. Rfd1 - The rook from f file is moved to bring the queen and rook at the same file. This is called battery formation
2. Rad1 - The rook from a file is moved to bring the queen and rook at the same file. This is called battery formation
3. For right move - You know how to form a battery. Keep learning
4. For wrong move - You could have moved one of rooks to d1 to form battery of queen and rook which can be used in checkmate in fewer moves. Try again

### Categories of easy chess puzzle 0055

This easy chess puzzle falls in these categories.

1. [Easy chess puzzles](#)

2. [Battery puzzles in chess](#)
3. [Strategy puzzles in chess](#)
4. [Terminology puzzles in chess](#)

## How to view the solution to easy chess puzzle 0055

To view the [solution to this puzzle](#), follow the steps given below

1. Go to the [puzzle page](#)
2. Click the solution button (Key as shown [below](#)) to view the solution



Figure 7: Click the solution button to view solutions @ <https://gbud.in/grv56p1>

## How to get help for moves in the easy chess puzzle 0055

To get help or the possible next moves in the puzzle, , follow the steps given below

1. Go to the [puzzle page](#)
2. Click the help button (exclamation mark as shown [below](#)) to get help or suggestion on next possible [move](#)



Figure 8: Click the help button to get help on next move @ <https://gbud.in/grv56p1>



Figure 9: Solve more easy puzzles @ <https://gbud.in/chsezpz>



Figure 10: Solve other puzzles @ <https://gbud.in/chsgppz>

## Play chess for free



Figure 11: Play chess online for free. Solve puzzles and play with friends

Play chess for free at <https://gbud.in/chs>

We present you a platform to play chess online with friends for free. No need to install any app. You can play chess for free without registration or login.

Simple. You can do several chess related activities.

1. [solve chess puzzles](#)
2. [learn about chess](#)
3. [play chess with computer](#)
4. [play chess with friend](#)
5. [create your own chess games](#)
6. [fen viewer](#)
7. [fen editor](#)
8. [fen generator](#)
9. [pgn viewer](#)
10. [chess board editor](#)

11. [view famous chess games.](#)



Figure 12: Solve this puzzle online by scanning this QR code or go to the link below

<https://gbud.in/grv56p1>

Read the latest article on Easy Chess puzzle # 0055 - Form a battery of queen and rook along d file by scanning this QR code or click the link

Previous article : « [Easy Chess puzzle # 0054 - Undermine the knight](#)

Next article : [Easy chess puzzles](#) »

[Back to top](#)

[Contact Us](#)

© GBud Games 2021



# Medium chess puzzles with solutions

By

G Bud Games

<https://gbud.in>





## Medium Chess Puzzle # 0001

By

G Bud Games  
<https://gbud.in>

September 23, 2021

# Chapter 1

## Medium chess puzzle - # 0001 - Gain Bishop

Solve this Medium chess puzzle and improve your chess games through improvement of your chess strategies and chess tactics.

Puzzle No : 0001

Difficulty level : Medium

Description : Gain Bishop

Next Move : Black

Player level : Intermediate

## 1.1 Medium chess puzzle 0001



Figure 1.1: Solve this Medium chess puzzle 0001. Gain Bishop @ <https://gbud.in/g76jdq2>



Figure 1.2: Solve this medium chess puzzle online with solution @ <https://gbud.in/g76jdq2>

## 1.2 Solution to Medium chess puzzle 0001

At this puzzle, next **move** is by **black**. The objective of the puzzle is to capture the **Bishop**. There are two **white** bishops available in the **board** at **g5** and **a4**. You have to capture one of these

The bishop at a4 is away from any of your pieces. So the obvious choice is the bishop at g5. This can be captured by giving a **check** to white **king** at d2 by your **knight** at f6. This move is called **knight fork** since it attacks two pieces at the same time. See the **Board position before knight fork**



Figure 1.3: Board position before knight fork

The **board position after the knight fork** shows the movement of knight from f6 to e4. Now the king is in check. Since there are no pieces to **capture** the knight at e4, the king needs to move.



Figure 1.4: Board position after knight fork

The king moves to d3 intending to capture the knight at e4.



Figure 1.5: King moves closer to knight

The knight at e4 moves to g5 and captures the bishop at g5.



Figure 1.6: Knight captures bishop

This is the solution. You gave a check to the king by knight and targeted the bishop at the same time. this move is called fork and now you gained a bishop.



Figure 1.7: Solve more medium puzzles @ <https://gbud.in/chsmdpz>



Figure 1.8: Solve other puzzles @ <https://gbud.in/chsgppz>

Play chess for free



Figure 1.9: Play chess online for free. Solve puzzles and play with friends

Play chess for free at <https://gbud.in/chs>

We present you a platform to play chess online with friends for free. No need to install any app. You can play chess for free without registration or login.

Simple. You can do several chess related activities.

1. solve chess puzzles
2. learn about chess
3. play chess with computer
4. play chess with friend
5. create your own chess games
6. fen viewer
7. fen editor
8. fen generator
9. pgn viewer
10. chess board editor
11. view famous chess games.



Figure 1.10: Solve this puzzle online by scanning this QR code or goto the link below

<https://gbud.in/g76jdq2>

Read the latest article on Medium chess puzzle - # 0001 - Gain Bishop by scanning this QR code or click the link

Previous article : [« Medium chess puzzles](#)

Next article : [Medium chess puzzle - # 0002 - Check mate in two moves »](#)

[Back to top](#)

[Contact Us](#)

© GBud Games 2021





## Medium Chess Puzzle # 0002

By

G Bud Games  
<https://gbud.in>

September 23, 2021

# Chapter 1

## Medium chess puzzle - # 0002 - Check mate in two moves

Solve this Medium chess puzzle and improve your chess games through improvement of your chess strategies and chess tactics.

Puzzle No : 0002

Difficulty level : medium

Description : Check mate in two moves

Next Move : White

Player level : Intermediate

Short URL for puzzle : <https://gbud.in/gdng8s2>

## 1.1 Medium chess puzzle 0002



Figure 1.1: Solve this Medium chess puzzle 0002. Check mate in two moves @ <https://gbud.in/gdng8s2>



Figure 1.2: Solve this medium chess puzzle online with solution @ <https://gbud.in/gdng8s2>

## 1.2 Solution to Medium chess puzzle 0002

At this puzzle, next move is by **White**. The objective of the puzzle is to **checkmate** in two moves. Black **king** is guarded by the **rook** at **f8**. It may seem not possible to **checkmate** in two moves. But it is possible. The king has to be forced to **move** to a vulnerable **square**. For this you have to sacrifice one of your **pieces**.

For this, you can **sacrifice** your **queen**. Though queen is the most **valuable piece**, it can be **sacrificed** for the checkmate. This sacrifice is called **magnet sacrifice**. See the solution at the [puzzle page](#)

## 1.3 How to view the solution to Medium chess puzzle 0002

To view the [solution to this puzzle](#), follow the steps given below

1. Go to the [puzzle page](#)
2. Click the solution button (Key as shown [below](#)) to view the solution



Figure 1.3: Click the solution button to view solutions @ <https://gbud.in/gdng8s2>

## 1.4 How to get help for moves in the Medium chess puzzle 0002

To get help or the possible next moves in the puzzle, , follow the steps given below

1. Go to the [puzzle page](#)
2. Click the help button (exclamation mark as shown [below](#)) to get help or suggestion on next possible [move](#)



Figure 1.4: Click the help button to get help on next move @ <https://gbud.in/gdng8s2>



Figure 1.5: Solve more medium puzzles @ <https://gbud.in/chsmdpz>



Figure 1.6: Solve other puzzles @ <https://gbud.in/chsgppz>

## 1.5 Play chess for free



Figure 1.7: Play chess online for free. Solve puzzles and play with friends

Play chess for free at <https://gbud.in/chs>

We present you a platform to play chess online with friends for free. No need to install any app. You can play chess for free without registration or login.

Simple. You can do several chess related activities.

1. solve chess puzzles
2. learn about chess
3. play chess with computer
4. play chess with friend
5. create your own chess games
6. fen viewer
7. fen editor
8. fen generator
9. pgn viewer
10. chess board editor
11. view famous chess games.



Figure 1.8: Solve this puzzle online by scanning this QR code or go to the link below

<https://gbud.in/gdng8s2>

Read the latest article on Medium chess puzzle - # 0002 - Check mate in two moves by scanning this QR code or click the link

Previous article : [« Medium chess puzzle - # 0001 - Gain Bishop](#)

Next article : [Medium chess puzzle - # 0003 - Gain a piece »](#)

[Back to top](#)

[Contact Us](#)

© GBud Games 2021



## Medium Chess Puzzle # 0003

By

G Bud Games  
<https://gbud.in>

September 23, 2021



# Chapter 1

## Medium chess puzzle - # 0003 - Gain a piece

Solve this Medium chess puzzle and improve your chess games through improvement of your chess strategies and chess tactics.

Puzzle No : 0003

Difficulty level : medium

Description : Gain a piece

Next Move : Black

Player level : Intermediate

Short URL for puzzle : <https://gbud.in/gtx6gx2>

## 1.1 Medium chess puzzle 0003



Figure 1.1: Solve this Medium chess puzzle 0003. Gain a piece @ <https://gbud.in/gtx6gx2>



Figure 1.2: Solve this medium chess puzzle online with solution @ <https://gbud.in/gtx6gx2>

## 1.2 Solution to Medium chess puzzle 0003

At this puzzle, next **move** is by **Black**. The objective of the puzzle is to gain a **pieces**. It is little tricky, but possible. Your **queen** can move to **b4** and give **check** to the **king**. The king can not **move** to any nearby **squares** since they are attacked by your **bishop** and **queen**.

Now the only choice for the opponent is to move their bishop to d2 to block your queens attack. Now the **pawn** at b2 is not supported. Your queen can capture the pawn and attack the **rook** and **knight** at the same time. This is called **fork**. You can gain either a rook or a knight without

losing any of your pieces based on the opponents [move](#). This is how you gain a [piece](#).

See the solution at the [puzzle page](#)

## 1.3 How to view the solution to Medium chess puzzle 0003

To view the [solution to this puzzle](#), follow the steps given below

1. Go to the [puzzle page](#)
2. Click the solution button (Key as shown [below](#)) to view the solution



Figure 1.3: Click the solution button to view solutions @ <https://gbud.in/gtx6gx2>

## 1.4 How to get help for moves in the Medium chess puzzle 0003

To get help or the possible next moves in the puzzle, , follow the steps given below

1. Go to the [puzzle page](#)

2. Click the help button (exclamation mark as shown [below](#)) to get help or suggestion on next possible [move](#)



Figure 1.4: Click the help button to get help on next move @ <https://gbud.in/gtx6gx2>



Figure 1.5: Solve more medium puzzles @ <https://gbud.in/chsmdpz>



Figure 1.6: Solve other puzzles @ <https://gbud.in/chsgppz>

## 1.5 Play chess for free



Figure 1.7: Play chess online for free. Solve puzzles and play with friends

Play chess for free at <https://gbud.in/chs>

We present you a platform to play chess online with friends for free. No need to install any app. You can play chess for free without registration or login.

Simple. You can do several chess related activities.

1. solve chess puzzles
2. learn about chess
3. play chess with computer
4. play chess with friend
5. create your own chess games
6. fen viewer
7. fen editor
8. fen generator
9. pgn viewer
10. chess board editor
11. view famous chess games.



Figure 1.8: Solve this puzzle online by scanning this QR code or go to the link below

<https://gbud.in/gtx6gx2>

Read the latest article on Medium chess puzzle - # 0003 - Gain a piece by scanning this QR code or click the link

Previous article : [« Medium chess puzzle - # 0002 - Check mate in two moves](#)

Next article : [Medium chess puzzle - # 0004 - Avoid check mate in one move »](#)

[Back to top](#)

[Contact Us](#)

© GBud Games 2021



## Medium Chess Puzzle # 0004

By

G Bud Games  
<https://gbud.in>

September 23, 2021

# Chapter 1

## Medium chess puzzle - # 0004 - Avoid check mate in one move

Solve this Medium chess puzzle and improve your chess games through improvement of your chess strategies and chess tactics.

Puzzle No : 0004

Difficulty level : medium

Description : Avoid check mate in one move

Next Move : Black

Player level : Intermediate

Short URL for puzzle : <https://gbud.in/gw8gcx2>



## 1.1 Medium chess puzzle 0004



Figure 1.1: Solve this Medium chess puzzle 0004. Avoid check mate in one move @ <https://gbud.in/gw8gcx2>



Figure 1.2: Solve this medium chess puzzle online with solution @ <https://gbud.in/gw8gcx2>

## 1.2 Solution to Medium chess puzzle 0004

At this puzzle, next **move** is by **Black**. The objective of the puzzle is to avoid **checkmate** in one **move**. Your **knight** at d6 is captured by the **bishop** and the bishop is not supported. You may be tempted to capture the bishop. This is a decoy which will divert your attention from the main issue. If you do not act, the opponent will have a checkmate on you by attacking the **pawn** at f7. This checkmate is called **scholar's mate**.

You have several options to avoid the checkmate in one move. They are

1. Block the white queen access to the square f7. This can be achieved by moving the pawn at g file to g2.
2. Give support to the pawn at f7. This can be done by any of the two moves. They are
  - Move your queen to f6 or e7

See the solution at the [puzzle page](#)

## 1.3 How to view the solution to Medium chess puzzle 0004

To view the [solution to this puzzle](#), follow the steps given below

1. Go to the [puzzle page](#)
2. Click the solution button (Key as shown [below](#)) to view the solution



Figure 1.3: Click the solution button to view solutions @ <https://gbud.in/gw8gcx2>

## 1.4 How to get help for moves in the Medium chess puzzle 0004

To get help or the possible next moves in the puzzle, , follow the steps given below

1. Go to the [puzzle page](#)
2. Click the help button (exclamation mark as shown [below](#)) to get help or suggestion on next possible [move](#)



Figure 1.4: Click the help button to get help on next move @ <https://gbud.in/gw8gcx2>



Figure 1.5: Solve more medium puzzles @ <https://gbud.in/chsmdpz>



Figure 1.6: Solve other puzzles @ <https://gbud.in/chsgppz>

## 1.5 Play chess for free



Figure 1.7: Play chess online for free. Solve puzzles and play with friends

Play chess for free at <https://gbud.in/chs>

We present you a platform to play chess online with friends for free. No need to install any app. You can play chess for free without registration or login.

Simple. You can do several chess related activities.

1. [solve chess puzzles](#)
2. [learn about chess](#)

3. [play chess with computer](#)
4. [play chess with friend](#)
5. [create your own chess games](#)
6. [fen viewer](#)
7. [fen editor](#)
8. [fen generator](#)
9. [pgn viewer](#)
10. [chess board editor](#)
11. [view famous chess games.](#)



Figure 1.8: Solve this puzzle online by scanning this QR code or go to the link below

<https://gbud.in/gw8gcx2>

Read the latest article on Medium chess puzzle - # 0004 - Avoid check mate in one move by scanning this QR code or click the link

Previous article : [« Medium chess puzzle - # 0003 - Gain a piece](#)

Next article : [Medium chess puzzle - # 0005 - Gain a piece »](#)

[Back to top](#)

[Contact Us](#)

© GBud Games 2021



## Medium Chess Puzzle # 0005

By

G Bud Games  
<https://gbud.in>

September 23, 2021

# Chapter 1

## Medium chess puzzle - # 0005 - Gain a piece

Solve this Medium chess puzzle and improve your chess games through improvement of your chess strategies and chess tactics.

Puzzle No : 0005

Difficulty level : medium

Description : Gain a piece

Next Move : Black

Player level : Intermediate

Short URL for puzzle : <https://gbud.in/gh08n52>



## 1.1 Medium chess puzzle 0005



Figure 1.1: Solve this Medium chess puzzle 0005. Gain a piece @ <https://gbud.in/gh08n52>



Figure 1.2: Solve this medium chess puzzle online with solution @ <https://gbud.in/gh08n52>

## 1.2 Solution to Medium chess puzzle 0005

At this puzzle, next move is by **Black**. The objective of the puzzle is to gain a **piece**. The white **bishop** at **c4** supports the **rook** at **d5**. If you capture the bishop using your rook at **c file**, the white rook becomes unsupported. Your rook may be captured by the **knight**. However, you can capture the unsupported rook using your rook at fifth **rank**. This process of removing the supporting or guarding piece is called undermining.

See the solution at the [puzzle page](#)

## 1.3 How to view the solution to Medium chess puzzle 0005

To view the [solution to this puzzle](#), follow the steps given below

1. Go to the [puzzle page](#)
2. Click the solution button (Key as shown [below](#)) to view the solution



Figure 1.3: Click the solution button to view solutions @ <https://gbud.in/gh08n52>

## 1.4 How to get help for moves in the Medium chess puzzle 0005

To get help or the possible next moves in the puzzle, , follow the steps given below

1. Go to the [puzzle page](#)
2. Click the help button (exclamation mark as shown [below](#)) to get help or suggestion on next possible [move](#)



Figure 1.4: Click the help button to get help on next move @ <https://gbud.in/gh08n52>



Figure 1.5: Solve more medium puzzles @ <https://gbud.in/chsmdpz>



Figure 1.6: Solve other puzzles @ <https://gbud.in/chsgppz>

## 1.5 Play chess for free



Figure 1.7: Play chess online for free. Solve puzzles and play with friends

Play chess for free at <https://gbud.in/chs>

We present you a platform to play chess online with friends for free. No need to install any app. You can play chess for free without registration or login.

Simple. You can do several chess related activities.

1. solve chess puzzles
2. learn about chess
3. play chess with computer
4. play chess with friend
5. create your own chess games
6. fen viewer
7. fen editor
8. fen generator
9. pgn viewer
10. chess board editor
11. view famous chess games.



Figure 1.8: Solve this puzzle online by scanning this QR code or go to the link below

<https://gbud.in/gh08n52>

Read the latest article on Medium chess puzzle - # 0005 - Gain a piece by scanning this QR code or click the link

Previous article : [« Medium chess puzzle - # 0004 - Avoid check mate in one move](#)

Next article : [Medium chess puzzle - # 0006 - Checkmate in 2 moves »](#)

[Back to top](#)

[Contact Us](#)

© GBud Games 2021



## Medium Chess Puzzle # 0006

By

G Bud Games  
<https://gbud.in>

September 23, 2021

# Chapter 1

## Medium chess puzzle - # 0006 - Checkmate in 2 moves

Solve this Medium chess puzzle and improve your chess games through improvement of your chess strategies and chess tactics.

Puzzle No : 0006

Difficulty level : medium

Description : Checkmate in 2 moves

Next Move : White

Player level : Intermediate

Short URL for puzzle : <https://gbud.in/gd38102>

## 1.1 Medium chess puzzle 0006



Figure 1.1: Solve this Medium chess puzzle 0006. Checkmate in 2 moves @ <https://gbud.in/gd38l02>



Figure 1.2: Solve this medium chess puzzle online with solution @ <https://gbud.in/gd38l02>

## 1.2 Solution to Medium chess puzzle 0006

At this puzzle, next **move** is by **White**. The objective of the puzzle is to **checkmate** in 2 **moves**. To have a checkmate in 2 moves, you need to sacrifice your **bishop** so that the **king** will be forced to move a tactically weaker **square**. For this, you have to **capture** the **pawn** at **f7** and give a **check** to the opponent. The king has no other options other than capturing the bishop. After your bishop is captured, you give another check by moving your **queen** to **h5** and **checkmate**. This process of sacrificing a piece and attracts the opponents **piece** to a tactically weaker square is called **magnet sacrifice**.



See the solution at the [puzzle page](#)

## 1.3 How to view the solution to Medium chess puzzle 0006

To view the [solution to this puzzle](#), follow the steps given below

1. Go to the [puzzle page](#)
2. Click the solution button (Key as shown [below](#)) to view the solution



Figure 1.3: Click the solution button to view solutions @ <https://gbud.in/gd38102>

## 1.4 How to get help for moves in the Medium chess puzzle 0006

To get help or the possible next moves in the puzzle, , follow the steps given below

1. Go to the [puzzle page](#)
2. Click the help button (exclamation mark as shown [below](#)) to get help or suggestion on next possible [move](#)



Figure 1.4: Click the help button to get help on next move @ <https://gbud.in/gd38l02>



Figure 1.5: Solve more medium puzzles @ <https://gbud.in/chsmdpz>



Figure 1.6: Solve other puzzles @ <https://gbud.in/chsgppz>

## 1.5 Play chess for free



Figure 1.7: Play chess online for free. Solve puzzles and play with friends

Play chess for free at <https://gbud.in/chs>

We present you a platform to [play chess online with friends for free](#). No need to install any app. You can [play chess for free without registration or login](#).

Simple. You can do several chess related activities.

1. [solve chess puzzles](#)
2. [learn about chess](#)
3. [play chess with computer](#)
4. [play chess with friend](#)
5. [create your own chess games](#)
6. [fen viewer](#)
7. [fen editor](#)
8. [fen generator](#)
9. [pgn viewer](#)
10. [chess board editor](#)
11. [view famous chess games](#).



Figure 1.8: Solve this puzzle online by scanning this QR code or go to the link below

<https://gbud.in/gd38l02>

Read the latest article on Medium chess puzzle - # 0006 - Checkmate in 2 moves by scanning this QR code or click the link

Previous article : [« Medium chess puzzle - # 0005 - Gain a piece](#)

Next article : [Medium chess puzzle - # 0007 - Capture queen in two moves »](#)

[Back to top](#)

[Contact Us](#)

© GBud Games 2021



## Medium Chess Puzzle # 0007

By

G Bud Games  
<https://gbud.in>

September 23, 2021

# Chapter 1

## Medium chess puzzle - # 0007 - Capture queen in two moves

Solve this Medium chess puzzle and improve your chess games through improvement of your chess strategies and chess tactics.

Puzzle No : 0007

Difficulty level : medium

Description : Capture queen in two moves

Next Move : Black

Player level : Intermediate

Short URL for puzzle : <https://gbud.in/g4lnw62>

## 1.1 Medium chess puzzle 0007



Figure 1.1: Solve this Medium chess puzzle 0007. Capture queen in two moves @ <https://gbud.in/g4lnw62>



Figure 1.2: Solve this medium chess puzzle online with solution @ <https://gbud.in/g4lnw62>

## 1.2 Solution to Medium chess puzzle 0007

At this puzzle, next **move** is by **Black**. The objective of the puzzle is to **capture** the **queen** in 2 **moves**. To capture the queen you need to use two different tactics. First you have to pull the king to a weaker **square** and then you attack the **king** and **queen** at the same time.

To pull the king to a tactically weaker square, you have to **sacrifice** one of your bishops. You can capture the **pawn** at f2 and give a **check** to opponent. The king has no other options other than capturing the attacking bishop, since the squares h1 and f1 are targeted by the knight at g3. After the

bishop is captured, move your knight to d3 thereby capturing the bishop and give the consecutive check to king. This move by knight also attacks the queen at the same time. After the king gets out of this second check, capture the opponents queen at b4. The technique of pulling the king to a weaker square by sacrificing the bishop is called [magnet sacrifice](#). Attacking the king and the queen at the same time by your knight is called [knight Fork](#).

See the solution at the [puzzle page](#)

## 1.3 How to view the solution to Medium chess puzzle 0007

To view the [solution to this puzzle](#), follow the steps given below

1. Go to the [puzzle page](#)
2. Click the solution button (Key as shown [below](#)) to view the solution



Figure 1.3: Click the solution button to view solutions @ <https://gbud.in/g4lnw62>







Figure 1.6: Solve other puzzles @ <https://gbud.in/chsgppz>

## 1.5 Play chess for free



Figure 1.7: Play chess online for free. Solve puzzles and play with friends

Play chess for free at <https://gbud.in/chs>

We present you a platform to play chess online with friends for free. No need to install any app. You can play chess for free without registration or login.

Simple. You can do several chess related activities.

1. [solve chess puzzles](#)
2. [learn about chess](#)

3. [play chess with computer](#)
4. [play chess with friend](#)
5. [create your own chess games](#)
6. [fen viewer](#)
7. [fen editor](#)
8. [fen generator](#)
9. [pgn viewer](#)
10. [chess board editor](#)
11. [view famous chess games.](#)



Figure 1.8: Solve this puzzle online by scanning this QR code or go to the link below

<https://gbud.in/g4lnw62>

Read the latest article on Medium chess puzzle - # 0007 - Capture queen in two moves by scanning this QR code or click the link

Previous article : [« Medium chess puzzle - # 0006 - Checkmate in 2 moves](#)

Next article : [Medium chess puzzle - # 0008 - Avoid losing the queen »](#)

[Back to top](#)

[Contact Us](#)

© GBud Games 2021



## Medium Chess Puzzle # 0008

By

G Bud Games  
<https://gbud.in>

September 23, 2021

# Chapter 1

## Medium chess puzzle - # 0008 - Avoid losing the queen

Solve this Medium chess puzzle and improve your chess games through improvement of your chess strategies and chess tactics.

Puzzle No : 0008

Difficulty level : medium

Description : Avoid losing the queen

Next Move : Black

Player level : Intermediate

Short URL for puzzle : <https://gbud.in/gj18p52>

## 1.1 Medium chess puzzle 0008



Figure 1.1: Solve this Medium chess puzzle 0008. Avoid losing the queen @ <https://gbud.in/gj18p52>



Figure 1.2: Solve this medium chess puzzle online with solution @ <https://gbud.in/gj18p52>

## 1.2 Solution to Medium chess puzzle 0008

At this puzzle, next **move** is by **Black**. The objective of the puzzle is to avoid losing the **queen**. Here your queen at **e7** is supported by your **king**. If your king gives up the support, your queen becomes unsupported. So the opponent will try to deflect your king. They could do this by **sacrificing** their **bishop**. If their bishop captures your **pawn** at **g7** and gives a **check**, your king has to move to **g8** or **capture** the bishop. The king can not move to **e8** as that square is targeted by the **knight** at **c7**. If your king does any of these moves you will lose your king.

You have three options to save your queen.

1. Block the bishop access to g7. This can be done by moving the pawn in f file to f6.
2. Block opponents queen's target on your queen. This can be done by moving the pawn in c file to c5.
3. Capture the opponents queen

See the solution at the [puzzle page](#)

## 1.3 How to view the solution to Medium chess puzzle 0008

To view the [solution to this puzzle](#), follow the steps given below

1. Go to the [puzzle page](#)
2. Click the solution button (Key as shown [below](#)) to view the solution



Figure 1.3: Click the solution button to view solutions @ <https://gbud.in/gj18p52>



## 1.4 How to get help for moves in the Medium chess puzzle 0008

To get help or the possible next moves in the puzzle, , follow the steps given below

1. Go to the [puzzle page](#)
2. Click the help button (exclamation mark as shown [below](#)) to get help or suggestion on next possible [move](#)



Figure 1.4: Click the help button to get help on next move @ <https://gbud.in/gj18p52>



Figure 1.5: Solve more medium puzzles @ <https://gbud.in/chsmdpz>



Figure 1.6: Solve other puzzles @ <https://gbud.in/chsgppz>

## 1.5 Play chess for free



Figure 1.7: Play chess online for free. Solve puzzles and play with friends

Play chess for free at <https://gbud.in/chs>

We present you a platform to play chess online with friends for free. No need to install any app. You can play chess for free without registration or login.

Simple. You can do several chess related activities.

1. [solve chess puzzles](#)
2. [learn about chess](#)

3. [play chess with computer](#)
4. [play chess with friend](#)
5. [create your own chess games](#)
6. [fen viewer](#)
7. [fen editor](#)
8. [fen generator](#)
9. [pgn viewer](#)
10. [chess board editor](#)
11. [view famous chess games.](#)



Figure 1.8: Solve this puzzle online by scanning this QR code or go to the link below

<https://gbud.in/gj18p52>

Read the latest article on Medium chess puzzle - # 0008 - Avoid losing the queen by scanning this QR code or click the link

Previous article : [« Medium chess puzzle - # 0007 - Capture queen in two moves](#)

Next article : [Medium chess puzzle - # 0009 - will you fall into the trap »](#)

[Back to top](#)

[Contact Us](#)

© GBud Games 2021



## Medium Chess Puzzle # 0009

By

G Bud Games  
<https://gbud.in>

September 23, 2021

# Chapter 1

## Medium chess puzzle - # 0009 - will you fall into the trap

Solve this Medium chess puzzle and improve your chess games through improvement of your chess strategies and chess tactics.

Puzzle No : 0009

Difficulty level : medium

Description : will you fall into the trap

Next Move : White

Player level : Intermediate

Short URL for puzzle : <https://gbud.in/g416m42>

## 1.1 Medium chess puzzle 0009



Figure 1.1: Solve this Medium chess puzzle 0009. will you fall into the trap @ <https://gbud.in/g416m42>



Figure 1.2: Solve this medium chess puzzle online with solution @ <https://gbud.in/g416m42>

## 1.2 Solution to Medium chess puzzle 0009

At this puzzle, next **move** is by **White**. The objective of the puzzle is whether will you fall into the trap set by the opponent. Your opponent has just captured your **knight**. You may be tempted to capture the knight as it is not supported. Actually it is a **magnetsacrifice** by your opponent so that you will move your king to a tactically weaker square. If you capture the knight, your opponent will **checkmate** in next **move** by moving their **queen** to **d1**. This checkmate is also called **back-rank mate** as your king is blocked by your own **pieces**.

You have four options to avoid this trap

1. Block the queen's access to d1. This can be done by moving your [pawn](#) in f file to f3.
2. Defend the square d1. This can be done in two ways.
  - Release the access to d1 for your [rook](#) at a1. If you move your [bishop](#) to e3, the rook will attack the queen if it moves there
  - make access for your bishop to d1. If you move your pawn in c file to c3, your bishop will attack the queen if it moves there
3. Have a square free for your king to move. If you move the pawn from g2 to g3, your king can move to g3 if queen gives a check.

See the solution at the [puzzle page](#)

## 1.3 How to view the solution to Medium chess puzzle 0009

To view the [solution to this puzzle](#), follow the steps given below

1. Go to the [puzzle page](#)
2. Click the solution button (Key as shown [below](#)) to view the solution



Figure 1.3: Click the solution button to view solutions @ <https://gbud.in/g416m42>



## 1.4 How to get help for moves in the Medium chess puzzle 0009

To get help or the possible next moves in the puzzle, , follow the steps given below

1. Go to the [puzzle page](#)
2. Click the help button (exclamation mark as shown [below](#)) to get help or suggestion on next possible [move](#)



Figure 1.4: Click the help button to get help on next move @ <https://gbud.in/g416m42>



Figure 1.5: Solve more medium puzzles @ <https://gbud.in/chsmdpz>



Figure 1.6: Solve other puzzles @ <https://gbud.in/chsgppz>

## 1.5 Play chess for free



Figure 1.7: Play chess online for free. Solve puzzles and play with friends

Play chess for free at <https://gbud.in/chs>

We present you a platform to play chess online with friends for free. No need to install any app. You can play chess for free without registration or login.

Simple. You can do several chess related activities.

1. [solve chess puzzles](#)
2. [learn about chess](#)

3. [play chess with computer](#)
4. [play chess with friend](#)
5. [create your own chess games](#)
6. [fen viewer](#)
7. [fen editor](#)
8. [fen generator](#)
9. [pgn viewer](#)
10. [chess board editor](#)
11. [view famous chess games.](#)



Figure 1.8: Solve this puzzle online by scanning this QR code or go to the link below

<https://gbud.in/g416m42>

Read the latest article on Medium chess puzzle - # 0009 - will you fall into the trap by scanning this QR code or click the link

Previous article : [« Medium chess puzzle - # 0008 - Avoid losing the queen](#)

Next article : [Medium chess puzzle - # 0010 - gain a piece »](#)

[Back to top](#)

[Contact Us](#)

© GBud Games 2021



## Medium Chess Puzzle # 0010

By

G Bud Games  
<https://gbud.in>

September 23, 2021

# Chapter 1

## Medium chess puzzle - # 0010 - gain a piece

Solve this Medium chess puzzle and improve your chess games through improvement of your chess strategies and chess tactics.

Puzzle No : 0010

Difficulty level : medium

Description : gain a piece

Next Move : White

Player level : Intermediate

Short URL for puzzle : <https://gbud.in/g96np82>

## 1.1 Medium chess puzzle 0010



Figure 1.1: Solve this Medium chess puzzle 0010. gain a piece @ <https://gbud.in/g96np82>



Figure 1.2: Solve this medium chess puzzle online with solution @ <https://gbud.in/g96np82>

## 1.2 Solution to Medium chess puzzle 0010

At this puzzle, next **move** is by **White**. The objective of the puzzle is to gain a **piece**. If you observe carefully, you can notice that the opponents **queen** and **rook** are at the same diagonal. This diagonal can be attacked by your **bishop** from **b5**. Your bishop is also supported by the **pawn** at **a4**. After your bishop is moved to **b5**, the queen will try to move out of the diagonal. If the queen moves, you can attack the unsupported **rook** at **e8**. This kind of indirectly attacking a piece through another piece is called X-ray attack or skewer.

See the solution at the [puzzle page](#)

## 1.3 How to view the solution to Medium chess puzzle 0010

To view the [solution to this puzzle](#), follow the steps given below

1. Go to the [puzzle page](#)
2. Click the solution button (Key as shown [below](#)) to view the solution



Figure 1.3: Click the solution button to view solutions @ <https://gbud.in/g96np82>

## 1.4 How to get help for moves in the Medium chess puzzle 0010

To get help or the possible next moves in the puzzle, , follow the steps given below

1. Go to the [puzzle page](#)
2. Click the help button (exclamation mark as shown [below](#)) to get help or suggestion on next possible [move](#)





Figure 1.4: Click the help button to get help on next move @ <https://gbud.in/g96np82>



Figure 1.5: Solve more medium puzzles @ <https://gbud.in/chsmdpz>



Figure 1.6: Solve other puzzles @ <https://gbud.in/chsgppz>

## 1.5 Play chess for free



Figure 1.7: Play chess online for free. Solve puzzles and play with friends

Play chess for free at <https://gbud.in/chs>

We present you a platform to [play chess online with friends for free](https://gbud.in/chs). No need to install any app. You can [play chess for free without registration or login](https://gbud.in/chs).

Simple. You can do several chess related activities.

1. [solve chess puzzles](#)
2. [learn about chess](#)
3. [play chess with computer](#)
4. [play chess with friend](#)
5. [create your own chess games](#)
6. [fen viewer](#)
7. [fen editor](#)
8. [fen generator](#)
9. [pgn viewer](#)
10. [chess board editor](#)
11. [view famous chess games](#).



Figure 1.8: Solve this puzzle online by scanning this QR code or go to the link below

<https://gbud.in/g96np82>

Read the latest article on Medium chess puzzle - # 0010 - gain a piece by scanning this QR code or click the link

Previous article : [« Medium chess puzzle - # 0009 - will you fall into the trap](#)

Next article : [Medium chess puzzle - # 0011 - Avoid check mate in one move »](#)

[Back to top](#)

[Contact Us](#)

© GBud Games 2021



## Medium Chess Puzzle # 0011

By

G Bud Games  
<https://gbud.in>

September 23, 2021

# Chapter 1

## Medium chess puzzle - # 0011 - Avoid check mate in one move

Solve this Medium chess puzzle and improve your chess games through improvement of your chess strategies and chess tactics.

Puzzle No : 0011

Difficulty level : medium

Description : Avoid check mate in one move

Next Move : White

Player level : Intermediate

Short URL for puzzle : <https://gbud.in/ghzy012>

## 1.1 Medium chess puzzle 0011



Figure 1.1: Solve this Medium chess puzzle 0011. Avoid check mate in one move @ <https://gbud.in/ghzy012>



Figure 1.2: Solve this medium chess puzzle online with solution @ <https://gbud.in/ghzy012>

## 1.2 Solution to Medium chess puzzle 0011

At this puzzle, next **move** is by **White**. The objective of the puzzle is to avoid **checkmate** in one **move**. If you observe carefully, the black bishop will move some where and the movement will result in a discovered **check**. If the bishop moves to **b3** or **f3**, the bishop will also give a check. This kind of check is called double discovered check. In the present situation, you have to move your **king**. You can not move in **c** or **d file** since they are attacked by opponents **rook** and **queen** respectively. You can not move to **e file** either since it is attacked by their knight.

You have three options to avoid the checkmate.

1. **Capture** the queen. This is possible by giving a check to their king by moving your **knight** to b6 which is called **Knight Fork**.
2. Block the rook's access to the c file. You can move your bishop to c3.
3. Block the queen's access to the d file. This can be done by moving your bishop to d2.
4. In both the cases of bishop's movement, you will have a free square (e1) for your king to move.

See the solution at the [puzzle page](#)

## 1.3 How to view the solution to Medium chess puzzle 0011

To view the [solution to this puzzle](#), follow the steps given below

1. Go to the [puzzle page](#)
2. Click the solution button (Key as shown [below](#)) to view the solution



Figure 1.3: Click the solution button to view solutions @ <https://gbud.in/ghzy012>

## 1.4 How to get help for moves in the Medium chess puzzle 0011

To get help or the possible next moves in the puzzle, , follow the steps given below

1. Go to the [puzzle page](#)
2. Click the help button (exclamation mark as shown [below](#)) to get help or suggestion on next possible [move](#)



Figure 1.4: Click the help button to get help on next move @ <https://gbud.in/ghzy012>



Figure 1.5: Solve more medium puzzles @ <https://gbud.in/chsmdpz>





Figure 1.6: Solve other puzzles @ <https://gbud.in/chsgppz>

## 1.5 Play chess for free



Figure 1.7: Play chess online for free. Solve puzzles and play with friends

Play chess for free at <https://gbud.in/chs>

We present you a platform to play chess online with friends for free. No need to install any app. You can play chess for free without registration or login.

Simple. You can do several chess related activities.

1. [solve chess puzzles](#)
2. [learn about chess](#)

3. [play chess with computer](#)
4. [play chess with friend](#)
5. [create your own chess games](#)
6. [fen viewer](#)
7. [fen editor](#)
8. [fen generator](#)
9. [pgn viewer](#)
10. [chess board editor](#)
11. [view famous chess games.](#)



Figure 1.8: Solve this puzzle online by scanning this QR code or go to the link below

<https://gbud.in/ghzy012>

Read the latest article on Medium chess puzzle - # 0011 - Avoid check mate in one move by scanning this QR code or click the link

Previous article : « [Medium chess puzzle - # 0010 - gain a piece](#)

Next article : [Medium chess puzzle - # 0012 - Save your queen](#) »

[Back to top](#)

[Contact Us](#)

© GBud Games 2021



## Medium Chess Puzzle # 0012

By

G Bud Games  
<https://gbud.in>

September 23, 2021

# Chapter 1

## Medium chess puzzle - # 0012 - Save your queen

Solve this Medium chess puzzle and improve your chess games through improvement of your chess strategies and chess tactics.

Puzzle No : 0012

Difficulty level : medium

Description : Save your queen

Next Move : White

Player level : Intermediate

Short URL for puzzle : <https://gbud.in/gh8jfs2>

## 1.1 Medium chess puzzle 0012



Figure 1.1: Solve this Medium chess puzzle 0012. Save your queen @ <https://gbud.in/gh8jfs2>



Figure 1.2: Solve this medium chess puzzle online with solution @ <https://gbud.in/gh8jfs2>

## 1.2 Solution to Medium chess puzzle 0012

At this puzzle, next **move** is by **White**. The objective of the puzzle is to save your **queen**. The queen will fall in the line of attack of opponent's **bishop** if their bishop moves to **b4**. This will **pin** your queen to your king so you will lose your queen.

You have four options to avoid loosing your queen.

1. Attack the **bishop** when it moves to **b4**. This can be done by moving your **pawn** at a file to **a3**.
2. Move your queen to a safer square, for example, **b3**

3. Move either your **knight** or **bishop** in between the **king** and **queen** to d2. Here you can move your king even if the bishop moves to b4 since it will not expose your king to a **check**.
4. Move your king away from e1

See the solution at the [puzzle page](#)

## 1.3 How to view the solution to Medium chess puzzle 0012

To view the [solution to this puzzle](#), follow the steps given below

1. Go to the [puzzle page](#)
2. Click the solution button (Key as shown [below](#)) to view the solution



Figure 1.3: Click the solution button to view solutions @ <https://gbud.in/gh8jfs2>

## 1.4 How to get help for moves in the Medium chess puzzle 0012

To get help or the possible next moves in the puzzle, , follow the steps given below

1. Go to the [puzzle page](#)
2. Click the help button (exclamation mark as shown [below](#)) to get help or suggestion on next possible [move](#)



Figure 1.4: Click the help button to get help on next move @ <https://gbud.in/gh8jfs2>



Figure 1.5: Solve more medium puzzles @ <https://gbud.in/chsmdpz>





Figure 1.6: Solve other puzzles @ <https://gbud.in/chsgppz>

## 1.5 Play chess for free



Figure 1.7: Play chess online for free. Solve puzzles and play with friends

Play chess for free at <https://gbud.in/chs>

We present you a platform to play chess online with friends for free. No need to install any app. You can play chess for free without registration or login.

Simple. You can do several chess related activities.

1. [solve chess puzzles](#)
2. [learn about chess](#)

3. [play chess with computer](#)
4. [play chess with friend](#)
5. [create your own chess games](#)
6. [fen viewer](#)
7. [fen editor](#)
8. [fen generator](#)
9. [pgn viewer](#)
10. [chess board editor](#)
11. [view famous chess games.](#)



Figure 1.8: Solve this puzzle online by scanning this QR code or go to the link below

<https://gbud.in/gh8jfs2>

Read the latest article on Medium chess puzzle - # 0012 - Save your queen by scanning this QR code or click the link

Previous article : [« Medium chess puzzle - # 0011 - Avoid check mate in one move](#)

Next article : [Medium chess puzzle - # 0013 - Gain rook »](#)

[Back to top](#)

[Contact Us](#)

© GBud Games 2021



## Medium Chess Puzzle # 0013

By

G Bud Games  
<https://gbud.in>

September 23, 2021

# Chapter 1

## Medium chess puzzle - # 0013 - Gain rook

Solve this Medium chess puzzle and improve your chess games through improvement of your chess strategies and chess tactics.

Puzzle No : 0013

Difficulty level : medium

Description : Gain rook

Next Move : Black

Player level : Intermediate

Short URL for puzzle : <https://gbud.in/gzpnsh2>

## 1.1 Medium chess puzzle 0013



Figure 1.1: Solve this Medium chess puzzle 0013. Gain rook @ <https://gbud.in/gzpnsh2>



Figure 1.2: Solve this medium chess puzzle online with solution @ <https://gbud.in/gzpnsh2>

## 1.2 Solution to Medium chess puzzle 0013

At this puzzle, next **move** is by **Black**. The objective of the puzzle is to gain opponent's **rook**. To gain the rook you need to sacrifice one of your rook. First you need to give a **check** to opponent by **capturing** the **bishop**. Though the bishop is **lesser in value** than the rook, this will attract the **king** to **d1**. Now you can move your rook in a **file** to a1 and give another check. Now the king has to move outside first **rank**. This will give you a possibility to capture their rook. Here you lost a rook but gained a rook and a bishop.

See the solution at the [puzzle page](#)

## 1.3 How to view the solution to Medium chess puzzle 0013

To view the [solution to this puzzle](#), follow the steps given below

1. Go to the [puzzle page](#)
2. Click the solution button (Key as shown [below](#)) to view the solution



Figure 1.3: Click the solution button to view solutions @ <https://gbud.in/gzpnsh2>

## 1.4 How to get help for moves in the Medium chess puzzle 0013

To get help or the possible next moves in the puzzle, , follow the steps given below

1. Go to the [puzzle page](#)
2. Click the help button (exclamation mark as shown [below](#)) to get help or suggestion on next possible [move](#)



Figure 1.4: Click the help button to get help on next move @ <https://gbud.in/gzpnsh2>



Figure 1.5: Solve more medium puzzles @ <https://gbud.in/chsmdpz>



Figure 1.6: Solve other puzzles @ <https://gbud.in/chsgppz>



## 1.5 Play chess for free



Figure 1.7: Play chess online for free. Solve puzzles and play with friends

Play chess for free at <https://gbud.in/chs>

We present you a platform to play chess online with friends for free. No need to install any app. You can play chess for free without registration or login.

Simple. You can do several chess related activities.

1. solve chess puzzles
2. learn about chess
3. play chess with computer
4. play chess with friend
5. create your own chess games
6. fen viewer
7. fen editor
8. fen generator
9. pgn viewer
10. chess board editor
11. view famous chess games.



Figure 1.8: Solve this puzzle online by scanning this QR code or go to the link below

<https://gbud.in/gzpnsh2>

Read the latest article on Medium chess puzzle - # 0013 - Gain rook by scanning this QR code or click the link

Previous article : « [Medium chess puzzle - # 0012 - Save your queen](#)

Next article : [Medium chess puzzle - # 0014 - Remove support to queen](#)  
»

[Back to top](#)

[Contact Us](#)

© GBud Games 2021



## Medium Chess Puzzle # 0014

By

G Bud Games  
<https://gbud.in>

September 23, 2021

# Chapter 1

## Medium chess puzzle - # 0014 - Remove support to queen

Solve this Medium chess puzzle and improve your chess games through improvement of your chess strategies and chess tactics.

Puzzle No : 0014

Difficulty level : medium

Description : Remove support to queen

Next Move : White

Player level : Intermediate

Short URL for puzzle : <https://gbud.in/gw7y352>

## 1.1 Medium chess puzzle 0014



Figure 1.1: Solve this Medium chess puzzle 0014. Remove support to queen @ <https://gbud.in/gw7y352>



Figure 1.2: Solve this medium chess puzzle online with solution @ <https://gbud.in/gw7y352>

## 1.2 Solution to Medium chess puzzle 0014

At this puzzle, next **move** is by **White**. The objective of the puzzle is to remove support to opponent's **queen**. The opponent has their **queen** and **bishop** in a **battery** formation. To remove the support to their queen, you need to **capture** their bishop. The bishop can be captured using a **Knight Fork**. If you give a check to their **king** by **moving your knight** to **c8m**, you will attack the bishop also at the same time. You can capture their bishop in the next move after the opponent moves their king. Now their queen is not supported.

See the solution at the [puzzle page](#)

## 1.3 How to view the solution to Medium chess puzzle 0014

To view the [solution to this puzzle](#), follow the steps given below

1. Go to the [puzzle page](#)
2. Click the solution button (Key as shown [below](#)) to view the solution



Figure 1.3: Click the solution button to view solutions @ <https://gbud.in/gw7y352>

## 1.4 How to get help for moves in the Medium chess puzzle 0014

To get help or the possible next moves in the puzzle, , follow the steps given below

1. Go to the [puzzle page](#)
2. Click the help button (exclamation mark as shown [below](#)) to get help or suggestion on next possible [move](#)



Figure 1.4: Click the help button to get help on next move @ <https://gbud.in/gw7y352>



Figure 1.5: Solve more medium puzzles @ <https://gbud.in/chsmdpz>



Figure 1.6: Solve other puzzles @ <https://gbud.in/chsgppz>

## 1.5 Play chess for free



Figure 1.7: Play chess online for free. Solve puzzles and play with friends

Play chess for free at <https://gbud.in/chs>

We present you a platform to [play chess online with friends for free](#). No need to install any app. You can [play chess for free without registration or login](#).

Simple. You can do several chess related activities.

1. [solve chess puzzles](#)
2. [learn about chess](#)
3. [play chess with computer](#)
4. [play chess with friend](#)
5. [create your own chess games](#)
6. [fen viewer](#)
7. [fen editor](#)
8. [fen generator](#)
9. [pgn viewer](#)
10. [chess board editor](#)
11. [view famous chess games](#).





Figure 1.8: Solve this puzzle online by scanning this QR code or go to the link below

<https://gbud.in/gw7y352>

Read the latest article on Medium chess puzzle - # 0014 - Remove support to queen by scanning this QR code or click the link

Previous article : « [Medium chess puzzle - # 0013 - Gain rook](#)

Next article : [Medium chess puzzle - # 0015 - Which moves will make you lose »](#)

[Back to top](#)

[Contact Us](#)

© GBud Games 2021



## Medium Chess Puzzle # 0015

By

G Bud Games  
<https://gbud.in>

September 23, 2021

# Chapter 1

## Medium chess puzzle - #0015 - Which moves will make you lose

Solve this Medium chess puzzle and improve your chess games through improvement of your chess strategies and chess tactics.

Puzzle No : 0015

Difficulty level : medium

Description : Which moves will make you lose

Next Move : White

Player level : Intermediate

Short URL for puzzle : <https://gbud.in/g1fzjn2>

## 1.1 Medium chess puzzle 0015



Figure 1.1: Solve this Medium chess puzzle 0015. Which moves will make you lose @ <https://gbud.in/g1fzjn2>



Figure 1.2: Solve this medium chess puzzle online with solution @ <https://gbud.in/g1fzjn2>

## 1.2 Solution to Medium chess puzzle 0015

At this puzzle, next **move** is by **White**. The objective of the puzzle is to identify the moves that will lead to a **checkmate** and make you lose. The opponent has just moves their **knight** to **square** f2 and it is **forking** both your **queen** and **rook** at the same time. Another thing to note it that the knight is not supported. This will tempt you to **capture** the knight. If you do so you would fall into the trap set by the opponent. This is a kind of decoy. Their knight would move to d3 which would result in a double discovered attack and a checkmate. So you should not move your

king. This is one of the moves to avoid. If you move the **pawn** at c file without moving the **king** would also lead to a **checkmate**, as the square d3 would not be supported. The knight would move to d3 and results in a checkmate.

See the solution at the [puzzle page](#)

## 1.3 How to view the solution to Medium chess puzzle 0015

To view the [solution to this puzzle](#), follow the steps given below

1. Go to the [puzzle page](#)
2. Click the solution button (Key as shown [below](#)) to view the solution



Figure 1.3: Click the solution button to view solutions @ <https://gbud.in/g1fzjn2>

## 1.4 How to get help for moves in the Medium chess puzzle 0015

To get help or the possible next moves in the puzzle, , follow the steps given below

1. Go to the [puzzle page](#)
2. Click the help button (exclamation mark as shown [below](#)) to get help or suggestion on next possible [move](#)



Figure 1.4: Click the help button to get help on next move @ <https://gbud.in/g1fzjn2>



Figure 1.5: Solve more medium puzzles @ <https://gbud.in/chsmdpz>



Figure 1.6: Solve other puzzles @ <https://gbud.in/chsgppz>

## 1.5 Play chess for free



Figure 1.7: Play chess online for free. Solve puzzles and play with friends

Play chess for free at <https://gbud.in/chs>

We present you a platform to play chess online with friends for free. No need to install any app. You can play chess for free without registration or login.

Simple. You can do several chess related activities.

1. [solve chess puzzles](#)
2. [learn about chess](#)

3. [play chess with computer](#)
4. [play chess with friend](#)
5. [create your own chess games](#)
6. [fen viewer](#)
7. [fen editor](#)
8. [fen generator](#)
9. [pgn viewer](#)
10. [chess board editor](#)
11. [view famous chess games.](#)



Figure 1.8: Solve this puzzle online by scanning this QR code or go to the link below

<https://gbud.in/g1fzjn2>

Read the latest article on Medium chess puzzle - # 0015 - Which moves will make you lose by scanning this QR code or click the link

Previous article : [« Medium chess puzzle - # 0014 - Remove support to queen](#)

Next article : [Medium chess puzzle - # 0016 - Checkmate in two moves »](#)



[Back to top](#)

[Contact Us](#)

© GBud Games 2021



## Medium Chess Puzzle # 0016

By

G Bud Games  
<https://gbud.in>

September 23, 2021

# Chapter 1

## Medium chess puzzle - # 0016 - Checkmate in two moves

Solve this medium chess puzzle and improve your chess games through improvement of your chess strategies and chess tactics.

Puzzle No : 0016

Difficulty level : medium

Description : Checkmate in two moves

Next Move : Black

Player level : Intermediate

Short URL for puzzle : <https://gbud.in/gsxnh2>

## 1.1 Medium chess puzzle 0016



Figure 1.1: Solve this medium chess puzzle 0016. Checkmate in two moves @ <https://gbud.in/gsxnh2>



Figure 1.2: Solve this medium chess puzzle online with solution @ <https://gbud.in/gsxnh2>

## 1.2 Solution to medium chess puzzle 0016

At this puzzle, next [move](#) is by [Black](#). The objective of the puzzle is to Checkmate in two moves.

See the solution at the [puzzle page](#)

## 1.3 How to view the solution to medium chess puzzle 0016

To view the [solution to this puzzle](#), follow the steps given below

1. Go to the [puzzle page](#)
2. Click the solution button (Key as shown [below](#)) to view the solution



Figure 1.3: Click the solution button to view solutions @ <https://gbud.in/gsxmh2>

## 1.4 How to get help for moves in the medium chess puzzle 0016

To get help or the possible next moves in the puzzle, , follow the steps given below

1. Go to the [puzzle page](#)
2. Click the help button (exclamation mark as shown [below](#)) to get help or suggestion on next possible [move](#)



Figure 1.4: Click the help button to get help on next move @ <https://gbud.in/gsxnh2>



Figure 1.5: Solve more medium puzzles @ <https://gbud.in/chsmdpz>



Figure 1.6: Solve other puzzles @ <https://gbud.in/chsgppz>

## 1.5 Play chess for free



Figure 1.7: Play chess online for free. Solve puzzles and play with friends

Play chess for free at <https://gbud.in/chs>

We present you a platform to play chess online with friends for free. No need to install any app. You can play chess for free without registration or login.

Simple. You can do several chess related activities.

1. solve chess puzzles
2. learn about chess
3. play chess with computer
4. play chess with friend
5. create your own chess games
6. fen viewer
7. fen editor
8. fen generator
9. pgn viewer
10. chess board editor
11. view famous chess games.



Figure 1.8: Solve this puzzle online by scanning this QR code or go to the link below

<https://gbud.in/gsxnnh2>

Read the latest article on Medium chess puzzle - # 0016 - Checkmate in two moves by scanning this QR code or click the link

Previous article : [« Medium chess puzzle - # 0015 - Which moves will make you lose](#)

Next article : [Medium chess puzzle - # 0017 - Your queen is lost. What would you do? »](#)

[Back to top](#)

[Contact Us](#)

© GBud Games 2021





## Medium Chess Puzzle # 0017

By

G Bud Games  
<https://gbud.in>

September 23, 2021

# Chapter 1

## Medium chess puzzle - # 0017 - Your queen is lost. What would you do?

Solve this medium chess puzzle and improve your chess games through improvement of your chess strategies and chess tactics.

Puzzle No : 0017

Difficulty level : medium

Description : Your queen is lost. What would you do?

Next Move : White

Player level : Intermediate

Short URL for puzzle : <https://gbud.in/g9fwbz2>

## 1.1 Medium chess puzzle 0017



Figure 1.1: Solve this medium chess puzzle 0017. Your queen is lost. What would you do? @ <https://gbud.in/g9fwbz2>



Figure 1.2: Solve this medium chess puzzle online with solution @ <https://gbud.in/g9fwbz2>

## 1.2 Solution to medium chess puzzle 0017

At this puzzle, next [move](#) is by [White](#). The objective of the puzzle is to Your queen is lost. What would you do?.

See the solution at the [puzzle page](#)

### 1.2.1 Right moves for the solution to the medium chess puzzle 0017

Based on the objective of the puzzle, you have to make the right moves. Following are the right moves

1. Bxf7#

### 1.2.2 Explanation for the moves

1. Bxg4 - This is a mistake made by black as f7 is not protected.
2. For right move - Good. You did not mind losing a queen for having a checkmate.
3. For wrong move - You missed a great opportunity to have a checkmate. The black bishop left its protection to f7.

## 1.3 Categories of medium chess puzzle 0017

This medium chess puzzle falls in these categories.

1. [Medium chess puzzles](#)
2. [Sacrifice puzzles in chess](#)
3. [Mate in 1 puzzles in chess](#)
4. [Endgame puzzles in chess](#)

## 1.4 How to view the solution to medium chess puzzle 0017

To view the [solution to this puzzle](#), follow the steps given below

1. Go to the [puzzle page](#)
2. Click the solution button (Key as shown [below](#)) to view the solution



Figure 1.3: Click the solution button to view solutions @ <https://gbud.in/g9fwbz2>

## 1.5 How to get help for moves in the medium chess puzzle 0017

To get help or the possible next moves in the puzzle, , follow the steps given below

1. Go to the [puzzle page](#)
2. Click the help button (exclamation mark as shown [below](#)) to get help or suggestion on next possible [move](#)



Figure 1.4: Click the help button to get help on next move @ <https://gbud.in/g9fwbz2>



Figure 1.5: Solve more medium puzzles @ <https://gbud.in/chsmdpz>



Figure 1.6: Solve other puzzles @ <https://gbud.in/chsgppz>

## 1.6 Play chess for free



Figure 1.7: Play chess online for free. Solve puzzles and play with friends

Play chess for free at <https://gbud.in/chs>

We present you a platform to [play chess online with friends for free](#). No need to install any app. You can [play chess for free without registration or login](#).

Simple. You can do several chess related activities.

1. [solve chess puzzles](#)
2. [learn about chess](#)
3. [play chess with computer](#)
4. [play chess with friend](#)
5. [create your own chess games](#)
6. [fen viewer](#)
7. [fen editor](#)
8. [fen generator](#)
9. [pgn viewer](#)
10. [chess board editor](#)
11. [view famous chess games](#).



Figure 1.8: Solve this puzzle online by scanning this QR code or go to the link below

<https://gbud.in/g9fwbz2>

Read the latest article on Medium chess puzzle - # 0017 - Your queen is lost. What would you do? by scanning this QR code or click the link

Previous article : [« Medium chess puzzle - # 0016 - Checkmate in two moves](#)

Next article : [Medium chess puzzle - # 0018 - Mate in 2 moves »](#)

[Back to top](#)

[Contact Us](#)

© GBud Games 2021





## Medium Chess Puzzle # 0018

By

G Bud Games  
<https://gbud.in>

September 23, 2021

# Chapter 1

## Medium chess puzzle - # 0018 - Mate in 2 moves

Solve this medium chess puzzle and improve your chess games through improvement of your chess strategies and chess tactics.

Puzzle No : 0018

Difficulty level : medium

Description : Mate in 2 moves

Next Move : White

Player level : Intermediate

Short URL for puzzle : <https://gbud.in/gy9gdr2>

## 1.1 Medium chess puzzle 0018



Figure 1.1: Solve this medium chess puzzle 0018. Mate in 2 moves @ <https://gbud.in/gy9gdr2>



Figure 1.2: Solve this medium chess puzzle online with solution @ <https://gbud.in/gy9gdr2>

## 1.2 Solution to medium chess puzzle 0018

At this puzzle, next **move** is by **White**. The objective of the puzzle is to Mate in 2 moves.

See the solution at the [puzzle page](#)

### 1.2.1 Right moves for the solution to the medium chess puzzle 0018

Based on the objective of the puzzle, you have to make the right moves. Following are the right moves

1. Be6+, g8=Q#
2. Be6+, g8=R#

### 1.2.2 Explanation for the moves

1. g8=Q# - This is called promotion
2. g8=R# - This is called promotion
3. Be6+ - This check is actually for making g8 free
4. For right move - You know how to move your pieces and promote them
5. For wrong move - It takes little more time to understand the power of promotion. Dont stop trying.

## 1.3 Categories of medium chess puzzle 0018

This medium chess puzzle falls in these categories.

1. [Medium chess puzzles](#)
2. [Mate in 2 puzzles in chess](#)
3. [Endgame puzzles in chess](#)

## 1.4 How to view the solution to medium chess puzzle 0018

To view the [solution to this puzzle](#), follow the steps given below

1. Go to the [puzzle page](#)
2. Click the solution button (Key as shown [below](#)) to view the solution



Figure 1.3: Click the solution button to view solutions @ <https://gbud.in/gy9gdr2>

## 1.5 How to get help for moves in the medium chess puzzle 0018

To get help or the possible next moves in the puzzle, , follow the steps given below

1. Go to the [puzzle page](#)
2. Click the help button (exclamation mark as shown [below](#)) to get help or suggestion on next possible [move](#)



Figure 1.4: Click the help button to get help on next move @ <https://gbud.in/gy9gdr2>



Figure 1.5: Solve more medium puzzles @ <https://gbud.in/chsmdpz>



Figure 1.6: Solve other puzzles @ <https://gbud.in/chsgppz>

## 1.6 Play chess for free



Figure 1.7: Play chess online for free. Solve puzzles and play with friends

Play chess for free at <https://gbud.in/chs>

We present you a platform to play chess online with friends for free. No need to install any app. You can play chess for free without registration or login.

Simple. You can do several chess related activities.

1. solve chess puzzles
2. learn about chess
3. play chess with computer
4. play chess with friend
5. create your own chess games
6. fen viewer
7. fen editor
8. fen generator
9. pgn viewer
10. chess board editor
11. view famous chess games.



Figure 1.8: Solve this puzzle online by scanning this QR code or go to the link below

<https://gbud.in/gy9gdr2>

Read the latest article on Medium chess puzzle - # 0018 - Mate in 2 moves by scanning this QR code or click the link

Previous article : [« Medium chess puzzle - # 0017 - Your queen is lost. What would you do?](#)

Next article : [Medium chess puzzle - # 0019 - You lost your rook. What would you do now »](#)

[Back to top](#)

[Contact Us](#)

© GBud Games 2021





## Medium Chess Puzzle # 0019

By

G Bud Games  
<https://gbud.in>

September 23, 2021

# Chapter 1

## Medium chess puzzle - # 0019 - You lost your rook. What would you do now

Solve this medium chess puzzle and improve your chess games through improvement of your chess strategies and chess tactics.

Puzzle No : 0019

Difficulty level : medium

Description : You lost your rook. What would you do now

Next Move : White

Player level : Intermediate

Short URL for puzzle : <https://gbud.in/g4kdfw2>

## 1.1 Medium chess puzzle 0019



Figure 1.1: Solve this medium chess puzzle 0019. You lost your rook. What would you do now @ <https://gbud.in/g4kdfw2>



Figure 1.2: Solve this medium chess puzzle online with solution @ <https://gbud.in/g4kdfw2>

## 1.2 Solution to medium chess puzzle 0019

At this puzzle, next **move** is by **White**. The objective of the puzzle is to You lost your rook. What would you do now.

See the solution at the [puzzle page](#)

### 1.2.1 Right moves for the solution to the medium chess puzzle 0019

Based on the objective of the puzzle, you have to make the right moves. Following are the right moves

1. Bb5+, Bxd7+

### 1.2.2 Explanation for the moves

1. Bxa2 - Black bishop left d7 unprotected.
2. Bb5+ - Opponent is forced to sacrifice the queen.
3. For right move - Though you lost your rook, you identified the opportunity to capture the queen.
4. For wrong move - You could have captured the queen. Try again

## 1.3 Categories of medium chess puzzle 0019

This medium chess puzzle falls in these categories.

1. [Medium chess puzzles](#)

## 1.4 How to view the solution to medium chess puzzle 0019

To view the [solution to this puzzle](#), follow the steps given below

1. Go to the [puzzle page](#)
2. Click the solution button (Key as shown [below](#)) to view the solution



Figure 1.3: Click the solution button to view solutions @ <https://gbud.in/g4kdfw2>

## 1.5 How to get help for moves in the medium chess puzzle 0019

To get help or the possible next moves in the puzzle, , follow the steps given below

1. Go to the [puzzle page](#)
2. Click the help button (exclamation mark as shown [below](#)) to get help or suggestion on next possible [move](#)



Figure 1.4: Click the help button to get help on next move @ <https://gbud.in/g4kdfw2>



Figure 1.5: Solve more medium puzzles @ <https://gbud.in/chsmdpz>



Figure 1.6: Solve other puzzles @ <https://gbud.in/chsgppz>

## 1.6 Play chess for free



Figure 1.7: Play chess online for free. Solve puzzles and play with friends

Play chess for free at <https://gbud.in/chs>

We present you a platform to play chess online with friends for free. No need to install any app. You can play chess for free without registration or login.

Simple. You can do several chess related activities.

1. solve chess puzzles
2. learn about chess
3. play chess with computer
4. play chess with friend
5. create your own chess games
6. fen viewer
7. fen editor
8. fen generator
9. pgn viewer
10. chess board editor
11. view famous chess games.



Figure 1.8: Solve this puzzle online by scanning this QR code or go to the link below

<https://gbud.in/g4kdfw2>

Read the latest article on Medium chess puzzle - # 0019 - You lost your rook. What would you do now by scanning this QR code or click the link

Previous article : « [Medium chess puzzle - # 0018 - Mate in 2 moves](#)

Next article : [Medium chess puzzle - # 0020 - Mate in 2 moves](#) »

[Back to top](#)

[Contact Us](#)

© GBud Games 2021





## Medium Chess Puzzle # 0020

By

G Bud Games  
<https://gbud.in>

September 23, 2021

# Chapter 1

## Medium chess puzzle - # 0020 - Mate in 2 moves

Solve this medium chess puzzle and improve your chess games through improvement of your chess strategies and chess tactics.

Puzzle No : 0020

Difficulty level : medium

Description : Mate in 2 moves

Next Move : White

Player level : Intermediate

Short URL for puzzle : <https://gbud.in/gp48f32>

## 1.1 Medium chess puzzle 0020



Figure 1.1: Solve this medium chess puzzle 0020. Mate in 2 moves @ <https://gbud.in/gp48f32>



Figure 1.2: Solve this medium chess puzzle online with solution @ <https://gbud.in/gp48f32>

## 1.2 Solution to medium chess puzzle 0020

At this puzzle, next [move](#) is by [White](#). The objective of the puzzle is to Mate in 2 moves.

See the solution at the [puzzle page](#)

### 1.2.1 Right moves for the solution to the medium chess puzzle 0020

Based on the objective of the puzzle, you have to make the right moves. Following are the right moves

1. exf5, Qe8#
2. exf5, Re8#

### 1.2.2 Explanation for the moves

1. exf5 - This has two purposes. It threatens the queen and open the file for the rook
2. Qxf5 - The queen is forced to move from its square where it was defending e8
3. For right move - With a single move of a pawn you achieved two purposes. Good work
4. For wrong move - With a single move of a pawn, you would have reached a great situation. Look carefully

## 1.3 Categories of medium chess puzzle 0020

This medium chess puzzle falls in these categories.

1. [Medium chess puzzles](#)
2. [Mate in 2 puzzles in chess](#)
3. [Endgame puzzles in chess](#)

## 1.4 How to view the solution to medium chess puzzle 0020

To view the [solution to this puzzle](#), follow the steps given below

1. Go to the [puzzle page](#)
2. Click the solution button (Key as shown [below](#)) to view the solution



Figure 1.3: Click the solution button to view solutions @ <https://gbud.in/gp48f32>

## 1.5 How to get help for moves in the medium chess puzzle 0020

To get help or the possible next moves in the puzzle, , follow the steps given below

1. Go to the [puzzle page](#)
2. Click the help button (exclamation mark as shown [below](#)) to get help or suggestion on next possible [move](#)



Figure 1.4: Click the help button to get help on next move @ <https://gbud.in/gp48f32>



Figure 1.5: Solve more medium puzzles @ <https://gbud.in/chsmdpz>



Figure 1.6: Solve other puzzles @ <https://gbud.in/chsgppz>

## 1.6 Play chess for free



Figure 1.7: Play chess online for free. Solve puzzles and play with friends

Play chess for free at <https://gbud.in/chs>

We present you a platform to play chess online with friends for free. No need to install any app. You can play chess for free without registration or login.

Simple. You can do several chess related activities.

1. solve chess puzzles
2. learn about chess
3. play chess with computer
4. play chess with friend
5. create your own chess games
6. fen viewer
7. fen editor
8. fen generator
9. pgn viewer
10. chess board editor
11. view famous chess games.



Figure 1.8: Solve this puzzle online by scanning this QR code or go to the link below

<https://gbud.in/gp48f32>

Read the latest article on Medium chess puzzle - # 0020 - Mate in 2 moves by scanning this QR code or click the link

Previous article : [« Medium chess puzzle - # 0019 - You lost your rook. What would you do now](#)

Next article : [medium Chess puzzle # 0021 - Mate in 2 moves »](#)

[Back to top](#)

[Contact Us](#)

© GBud Games 2021





medium Chess Puzzle # 0021

By

G Bud Games  
<https://gbud.in>

September 23, 2021

# Chapter 1

## medium Chess puzzle # 0021 - Mate in 2 moves

Solve this medium chess puzzle and improve your chess games through improvement of your chess strategies and chess tactics.

Puzzle No : 0021

Difficulty level : medium

Description : Mate in 2 moves

Next Move : White

Player level : Intermediate

Short URL for puzzle : <https://gbud.in/g2319f2>

## 1.1 Medium chess puzzle 0021



Figure 1.1: Solve this medium chess puzzle 0021. Mate in 2 moves @ <https://gbud.in/g2319f2>



Figure 1.2: Solve this medium chess puzzle online with solution @ <https://gbud.in/g2319f2>

## 1.2 Solution to medium chess puzzle 0021

At this puzzle, next **move** is by **White**. The objective of the puzzle is to Mate in 2 moves.

See the solution at the [puzzle page](#)

### 1.2.1 Right moves for the solution to the medium chess puzzle 0021

Based on the objective of the puzzle, you have to make the right moves. Following are the right moves

1. Bc4, Qd8#

### 1.2.2 Explanation for the moves

1. Bc4 - This is called pinning since the rook can not move as it protects the king
2. For right move - You know how to pin opponent pieces. Perfect moves for a checkmate
3. For wrong move - You should have pinned the rook and had a checkmate. Try again

## 1.3 Categories of medium chess puzzle 0021

This medium chess puzzle falls in these categories.

1. [Medium chess puzzles](#)
2. [Mate in 2 puzzles in chess](#)
3. [Endgame puzzles in chess](#)

## 1.4 How to view the solution to medium chess puzzle 0021

To view the [solution to this puzzle](#), follow the steps given below

1. Go to the [puzzle page](#)
2. Click the solution button (Key as shown [below](#)) to view the solution



Figure 1.3: Click the solution button to view solutions @ <https://gbud.in/g2319f2>

## 1.5 How to get help for moves in the medium chess puzzle 0021

To get help or the possible next moves in the puzzle, , follow the steps given below

1. Go to the [puzzle page](#)
2. Click the help button (exclamation mark as shown [below](#)) to get help or suggestion on next possible [move](#)



Figure 1.4: Click the help button to get help on next move @ <https://gbud.in/g2319f2>



Figure 1.5: Solve more medium puzzles @ <https://gbud.in/chsmdpz>



Figure 1.6: Solve other puzzles @ <https://gbud.in/chsgppz>

## 1.6 Play chess for free



Figure 1.7: Play chess online for free. Solve puzzles and play with friends

Play chess for free at <https://gbud.in/chs>

We present you a platform to [play chess online with friends for free](#). No need to install any app. You can [play chess for free without registration or login](#).

Simple. You can do several chess related activities.

1. [solve chess puzzles](#)
2. [learn about chess](#)
3. [play chess with computer](#)
4. [play chess with friend](#)
5. [create your own chess games](#)
6. [fen viewer](#)
7. [fen editor](#)
8. [fen generator](#)
9. [pgn viewer](#)
10. [chess board editor](#)
11. [view famous chess games](#).



Figure 1.8: Solve this puzzle online by scanning this QR code or go to the link below

<https://gbud.in/g2319f2>

Read the latest article on medium Chess puzzle # 0021 - Mate in 2 moves by scanning this QR code or click the link

Previous article : « [Medium chess puzzle - # 0020 - Mate in 2 moves](#)

Next article : [Medium chess puzzles](#) »

[Back to top](#)

[Contact Us](#)

© GBud Games 2021





## Medium Chess Puzzle # 0022

By

G Bud Games  
<https://gbud.in>

September 24, 2021

# Chapter 1

## Medium Chess puzzle # 0022 - Mate in 2 moves

Solve this medium chess puzzle and improve your chess games through improvement of your chess strategies and chess tactics.

Puzzle No : 0022

Difficulty level : medium

Description : Mate in 2 moves

Next Move : White

Player level : Intermediate

Short URL for puzzle : <https://gbud.in/gxn9cg2>

## 1.1 Medium chess puzzle 0022




Figure 1.1: Solve this medium chess puzzle 0022. Mate in 2 moves @ <https://gbud.in/gxn9cg2>



Figure 1.2: Solve this medium chess puzzle online with solution @ <https://gbud.in/gxn9cg2>

## 1.2 Solution to medium chess puzzle 0022

At this puzzle, next **move** is by **White**. The objective of the puzzle is to mate in 2 moves.

See the solution at the [puzzle page](#)

## 1.2.1 Solution 1

### 1.2.1.1 Initial board position

This is the initial board position of medium chess puzzle 0022.




Figure 1.3: Initial board position of medium chess puzzle 0022

### 1.2.1.2 Move 1

Move by white



Figure 1.4:  $Rxg6+$  - This is a destruction sacrifice to clear the pawn at h7

### 1.2.1.3 Move 2

Move by black




Figure 1.5: hxg6 - Your opponent has no options other than capturing the rook. this will allow the pawn at h file to move forward

#### 1.2.1.4 Move 3

Move by white




Figure 1.6: h7# - This is called as David and Goliath Mate since a pawn is giving a checkmate

### 1.2.2 Right moves for the solution to the medium chess puzzle 0022

Based on the objective of the puzzle, you have to make the right moves. Following are the right moves

1. Rxd6+, h7#

### 1.2.3 Explanation for the moves

1. Rxd6+ - This is a destruction sacrifice to clear the pawn at h7
2. h7# - This is called as David and Goliath Mate since a pawn is giving a checkmate
3. hxg6 - Your opponent has no options other than capturing the rook. this will allow the pawn at h file to move forward
4. For right move - You achieved a checkmate with a suitable sacrifice. Keep it up
5. For wrong move - You could have achieved a checkmate with just a pawn after sacrificing your rook. You might have missed it. Consider it.

## 1.3 Categories of medium chess puzzle 0022

This medium chess puzzle falls in these categories.

1. [Medium chess puzzles](#)
2. [Sacrifice puzzles in chess](#)
3. [Mate in 2 puzzles in chess](#)
4. [Endgame puzzles in chess](#)

## 1.4 How to view the solution to medium chess puzzle 0022

To view the [solution to this puzzle](#), follow the steps given below

1. Go to the [puzzle page](#)
2. Click the solution button (Key as shown [below](#)) to view the solution



Figure 1.7: Click the solution button to view solutions @ <https://gbud.in/gxn9cg2>



## 1.5 How to get help for moves in the medium chess puzzle 0022

To get help or the possible next moves in the puzzle, , follow the steps given below

1. Go to the [puzzle page](#)
2. Click the help button (exclamation mark as shown [below](#)) to get help or suggestion on next possible [move](#)



Figure 1.8: Click the help button to get help on next move @ <https://gbud.in/gxn9cg2>



Figure 1.9: Solve more medium puzzles @ <https://gbud.in/chsmdpz>



Figure 1.10: Solve other puzzles @ <https://gbud.in/chsgppz>

## 1.6 Play chess for free



Figure 1.11: Play chess online for free. Solve puzzles and play with friends

Play chess for free at <https://gbud.in/chs>

We present you a platform to play chess online with friends for free. No need to install any app. You can play chess for free without registration or login.

Simple. You can do several chess related activities.

1. [solve chess puzzles](#)
2. [learn about chess](#)

3. [play chess with computer](#)
4. [play chess with friend](#)
5. [create your own chess games](#)
6. [fen viewer](#)
7. [fen editor](#)
8. [fen generator](#)
9. [pgn viewer](#)
10. [chess board editor](#)
11. [view famous chess games.](#)



Figure 1.12: Solve this puzzle online by scanning this QR code or go to the link below

<https://gbud.in/gxn9cg2>

Read the latest article on Medium Chess puzzle # 0022 - Mate in 2 moves by scanning this QR code or click the link

Previous article : [« medium Chess puzzle # 0021 - Mate in 2 moves](#)

Next article : [Medium Chess puzzle # 0023 - Gain rook »](#)

[Back to top](#)

[Contact Us](#)

© GBud Games 2021



## Medium Chess Puzzle # 0023

By

G Bud Games  
<https://gbud.in>

September 24, 2021

# Chapter 1

## Medium Chess puzzle # 0023 - Gain rook

Solve this medium chess puzzle and improve your chess games through improvement of your chess strategies and chess tactics.

Puzzle No : 0023

Difficulty level : medium

Description : Gain rook

Next Move : Black

Player level : Intermediate

Short URL for puzzle : <https://gbud.in/gyql9r2>

## 1.1 Medium chess puzzle 0023




Figure 1.1: Solve this medium chess puzzle 0023. Gain rook @ <https://gbud.in/gyql9r2>



Figure 1.2: Solve this medium chess puzzle online with solution @ <https://gbud.in/gyql9r2>

## 1.2 Solution to medium chess puzzle 0023

At this puzzle, next [move](#) is by [Black](#). The objective of the puzzle is to gain rook.

See the solution at the [puzzle page](#)

## 1.2.1 Solution 1

### 1.2.1.1 Initial board position

This is the initial board position of medium chess puzzle 0023.



Figure 1.3: Initial board position of medium chess puzzle 0023

### 1.2.1.2 Move 1

Move by white






Figure 1.4: cxb4 - This is a weak move from the opponent since the bishop is having a xray attack on the rook

### 1.2.1.3 Move 2

Move by black




Figure 1.5: d3+ - This is a two purpose move. It is giving check to the king and clearing the diagonal for the bishop

### 1.2.1.4 Move 3

Move by white



Figure 1.6: Kxd3 - The king captures the pawn since it is not supported

### 1.2.1.5 Move 4

Move by black




Figure 1.7: Bxa1 - The bishop captures the rook

### 1.2.2 Right moves for the solution to the medium chess puzzle 0023

Based on the objective of the puzzle, you have to make the right moves. Following are the right moves

1. d3+, Bxa1

### 1.2.3 Explanation for the moves

1. cxb4 - This is a weak move from the opponent since the bishop is having a xray attack on the rook
2. d3+ - This is a two purpose move. It is giving check to the king and clearing the diagonal for the bishop
3. Kxd3 - The king captures the pawn since it is not supported
4. Bxa1 - The bishop captures the rook
5. For right move - You gained a rook by giving a check. Your attempt is good.
6. For wrong move - You could have threatened the king and gained the rook. You can do better.

## 1.3 Categories of medium chess puzzle 0023

This medium chess puzzle falls in these categories.

1. [Medium chess puzzles](#)
2. [Gain puzzles in chess](#)

## 1.4 How to view the solution to medium chess puzzle 0023

To view the [solution to this puzzle](#), follow the steps given below

1. Go to the [puzzle page](#)
2. Click the solution button (Key as shown [below](#)) to view the solution



Figure 1.8: Click the solution button to view solutions @ <https://gbud.in/gyql9r2>

## 1.5 How to get help for moves in the medium chess puzzle 0023

To get help or the possible next moves in the puzzle, , follow the steps given below

1. Go to the [puzzle page](#)
2. Click the help button (exclamation mark as shown [below](#)) to get help or suggestion on next possible [move](#)



Figure 1.9: Click the help button to get help on next move @ <https://gbud.in/gyql9r2>



Figure 1.10: Solve more medium puzzles @ <https://gbud.in/chsmdpz>



Figure 1.11: Solve other puzzles @ <https://gbud.in/chsgppz>

## 1.6 Play chess for free



Figure 1.12: Play chess online for free. Solve puzzles and play with friends

Play chess for free at <https://gbud.in/chs>

We present you a platform to play chess online with friends for free. No need to install any app. You can play chess for free without registration or login.

Simple. You can do several chess related activities.

1. [solve chess puzzles](#)
2. [learn about chess](#)

3. [play chess with computer](#)
4. [play chess with friend](#)
5. [create your own chess games](#)
6. [fen viewer](#)
7. [fen editor](#)
8. [fen generator](#)
9. [pgn viewer](#)
10. [chess board editor](#)
11. [view famous chess games.](#)



Figure 1.13: Solve this puzzle online by scanning this QR code or go to the link below

<https://gbud.in/gyql9r2>

Read the latest article on Medium Chess puzzle # 0023 - Gain rook by scanning this QR code or click the link

Previous article : [« Medium Chess puzzle # 0022 - Mate in 2 moves](#)

Next article : [Medium chess puzzles »](#)



[Back to top](#)

[Contact Us](#)

© GBud Games 2021



## Medium Chess Puzzle # 0024

By

G Bud Games  
<https://gbud.in>

September 26, 2021

# Chapter 1

## Medium Chess puzzle # 0024 - Mate in 2 moves

Solve this medium chess puzzle and improve your chess games through improvement of your chess strategies and chess tactics.

Puzzle No : 0024

Difficulty level : medium

Description : Mate in 2 moves

Next Move : White

Player level : Intermediate

Short URL for puzzle : <https://gbud.in/gzyzqy2>

## 1.1 Medium chess puzzle 0024




Figure 1.1: Solve this medium chess puzzle 0024. Mate in 2 moves @ <https://gbud.in/gzyzqy2>



Figure 1.2: Solve this medium chess puzzle online with solution @ <https://gbud.in/gzyzqy2>

## 1.2 Solution to medium chess puzzle 0024

At this puzzle, next **move** is by **White**. The objective of the puzzle is to mate in 2 moves.

See the solution at the [puzzle page](#)

## 1.2.1 Solution 1

### 1.2.1.1 Initial board position

This is the initial board position of medium chess puzzle 0024.




Figure 1.3: Initial board position of medium chess puzzle 0024

### 1.2.1.2 Move 1

Move by white




Figure 1.4: b7 - Pawn is marching forward for a promotion

### 1.2.1.3 Move 2

Move by black




Figure 1.5: g5 - Your opponent has no moves other than moving one of their pawns

### 1.2.1.4 Move 3

Move by white




Figure 1.6: b8=Q# - A promotion of pawn to a queen would result in a checkmate as the king has no free squares to move.

## 1.2.2 Solution 2

### 1.2.2.1 Initial board position

This is the initial board position of medium chess puzzle 0024.






Figure 1.7: Initial board position of medium chess puzzle 0024

### 1.2.2.2 Move 1

Move by white




Figure 1.8: b7 - Pawn is marching forward for a promotion

### 1.2.2.3 Move 2

Move by black




Figure 1.9: g5 - Your opponent has no moves other than moving one of their pawns

### 1.2.2.4 Move 3

Move by white




Figure 1.10: b8=R# - A promotion of pawn to a rook would also result in a checkmate as the king has no free squares to move.

### 1.2.3 Right moves for the solution to the medium chess puzzle 0024

Based on the objective of the puzzle, you have to make the right moves. Following are the right moves

1. b7, b8=Q#
2. b7, b8=R#

### 1.2.4 Explanation for the moves

1. b7 - Pawn is marching forward for a promotion
2. b8=Q# - A promotion of pawn to a queen would result in a checkmate as the king has no free squares to move.
3. b8=R# - A promotion of pawn to a rook would also result in a checkmate as the king has no free squares to move.
4. g5 - Your opponent has no moves other than moving one of their pawns
5. For right move - Some times a lowest value piece such as a pawn could be useful in ending the game. You know it.

6. For wrong move - You should have used the pawn to end the game.  
Dont give up yet

## 1.3 Categories of medium chess puzzle 0024

This medium chess puzzle falls in these categories.

1. [Medium chess puzzles](#)
2. [Mate in 2 puzzles in chess](#)
3. [Endgame puzzles in chess](#)
4. [Promotion puzzles in chess](#)

## 1.4 How to view the solution to medium chess puzzle 0024

To view the [solution to this puzzle](#), follow the steps given below

1. Go to the [puzzle page](#)
2. Click the solution button (Key as shown [below](#)) to view the solution



Figure 1.11: Click the solution button to view solutions @ <https://gbud.in/gzyzqy2>

## 1.5 How to get help for moves in the medium chess puzzle 0024

To get help or the possible next moves in the puzzle, , follow the steps given below

1. Go to the [puzzle page](#)
2. Click the help button (exclamation mark as shown [below](#)) to get help or suggestion on next possible [move](#)



Figure 1.12: Click the help button to get help on next move @ <https://gbud.in/gzyzqy2>



Figure 1.13: Solve more medium puzzles @ <https://gbud.in/chsmdpz>



Figure 1.14: Solve other puzzles @ <https://gbud.in/chsgppz>

## 1.6 Play chess for free



Figure 1.15: Play chess online for free. Solve puzzles and play with friends

Play chess for free at <https://gbud.in/chs>

We present you a platform to play chess online with friends for free. No need to install any app. You can play chess for free without registration or login.

Simple. You can do several chess related activities.

1. [solve chess puzzles](#)
2. [learn about chess](#)

3. [play chess with computer](#)
4. [play chess with friend](#)
5. [create your own chess games](#)
6. [fen viewer](#)
7. [fen editor](#)
8. [fen generator](#)
9. [pgn viewer](#)
10. [chess board editor](#)
11. [view famous chess games.](#)



Figure 1.16: Solve this puzzle online by scanning this QR code or go to the link below

<https://gbud.in/gzyzqy2>

Read the latest article on Medium Chess puzzle # 0024 - Mate in 2 moves by scanning this QR code or click the link

Previous article : [« Medium Chess puzzle # 0023 - Gain rook](#)

Next article : [Medium chess puzzles »](#)



[Back to top](#)

[Contact Us](#)

© GBud Games 2021



## Medium Chess Puzzle # 0025

By

G Bud Games  
<https://gbud.in>

September 28, 2021

# Chapter 1

## Medium Chess puzzle # 0025 - Mate in 2 moves

Solve this medium chess puzzle and improve your chess games through improvement of your chess strategies and chess tactics.

Puzzle No : 0025

Difficulty level : medium

Description : Mate in 2 moves

Next Move : White

Player level : Intermediate

Short URL for puzzle : <https://gbud.in/gqv1xw2>

## 1.1 Medium chess puzzle 0025




Figure 1.1: Solve this medium chess puzzle 0025. Mate in 2 moves @ <https://gbud.in/gqv1xw2>



Figure 1.2: Solve this medium chess puzzle online with solution @ <https://gbud.in/gqv1xw2>

## 1.2 Solution to medium chess puzzle 0025

At this puzzle, next [move](#) is by [White](#). The objective of the puzzle is to mate in 2 moves.

See the solution at the [puzzle page](#)

## 1.2.1 Solution 1

### 1.2.1.1 Initial board position

This is the initial board position of medium chess puzzle 0025.



Figure 1.3: Initial board position of medium chess puzzle 0025

### 1.2.1.2 Move 1

Move by white




Figure 1.4: Qxc8+ - This sacrifice of the queen is a decoy move since it pulls the king to a vulnerable square

### 1.2.1.3 Move 2

Move by black




Figure 1.5: Kxc8 - King has no options other than capturing the queen to escape from this threat

#### 1.2.1.4 Move 3

Move by white




Figure 1.6: Rxe8# - The king can not move to c7 due to the presence of the knight.

### 1.2.2 Right moves for the solution to the medium chess puzzle 0025

Based on the objective of the puzzle, you have to make the right moves. Following are the right moves

1. Qxc8+, Rxe8#

### 1.2.3 Explanation for the moves

1. Qxc8+ - This sacrifice of the queen is a decoy move since it pulls the king to a vulnerable square
2. Kxc8 - King has no options other than capturing the queen to escape from this threat
3. Rxe8# - The king can not move to c7 due to the presence of the knight.
4. For right move - You gave no options for the opponent to escape. Good strategy
5. For wrong move - You could have given a decoy check and had a checkmate later. You missed both of them



## 1.3 Categories of medium chess puzzle 0025

This medium chess puzzle falls in these categories.

1. [Medium chess puzzles](#)
2. [Sacrifice puzzles in chess](#)
3. [Mate in 2 puzzles in chess](#)
4. [Endgame puzzles in chess](#)
5. [Decoy puzzles in chess](#)

## 1.4 How to view the solution to medium chess puzzle 0025

To view the [solution to this puzzle](#), follow the steps given below

1. Go to the [puzzle page](#)
2. Click the solution button (Key as shown [below](#)) to view the solution



Figure 1.7: Click the solution button to view solutions @ <https://gbud.in/gqv1xw2>

## 1.5 How to get help for moves in the medium chess puzzle 0025

To get help or the possible next moves in the puzzle, , follow the steps given below

1. Go to the [puzzle page](#)
2. Click the help button (exclamation mark as shown [below](#)) to get help or suggestion on next possible [move](#)



Figure 1.8: Click the help button to get help on next move @ <https://gbud.in/gqv1xw2>



Figure 1.9: Solve more medium puzzles @ <https://gbud.in/chsmdpz>



Figure 1.10: Solve other puzzles @ <https://gbud.in/chsgppz>

## 1.6 Play chess for free



Figure 1.11: Play chess online for free. Solve puzzles and play with friends

Play chess for free at <https://gbud.in/chs>

We present you a platform to play chess online with friends for free. No need to install any app. You can play chess for free without registration or login.

Simple. You can do several chess related activities.

1. [solve chess puzzles](#)
2. [learn about chess](#)

3. [play chess with computer](#)
4. [play chess with friend](#)
5. [create your own chess games](#)
6. [fen viewer](#)
7. [fen editor](#)
8. [fen generator](#)
9. [pgn viewer](#)
10. [chess board editor](#)
11. [view famous chess games.](#)



Figure 1.12: Solve this puzzle online by scanning this QR code or go to the link below

<https://gbud.in/gqv1xw2>

Read the latest article on Medium Chess puzzle # 0025 - Mate in 2 moves by scanning this QR code or click the link

Previous article : [« Medium Chess puzzle # 0024 - Mate in 2 moves](#)

Next article : [Medium Chess puzzle # 0026 - Mate in 2 moves »](#)

[Back to top](#)

[Contact Us](#)

© GBud Games 2021



## Medium Chess Puzzle # 0026

By

G Bud Games  
<https://gbud.in>

September 28, 2021

# Chapter 1

## Medium Chess puzzle # 0026 - Mate in 2 moves

Solve this medium chess puzzle and improve your chess games through improvement of your chess strategies and chess tactics.

Puzzle No : 0026

Difficulty level : medium

Description : Mate in 2 moves

Next Move : White

Player level : Intermediate

Short URL for puzzle : <https://gbud.in/gmwwbb2>

## 1.1 Medium chess puzzle 0026



Figure 1.1: Solve this medium chess puzzle 0026. Mate in 2 moves @ <https://gbud.in/gmwbb2>



Figure 1.2: Solve this medium chess puzzle online with solution @ <https://gbud.in/gmwbb2>

## 1.2 Solution to medium chess puzzle 0026

At this puzzle, next **move** is by **White**. The objective of the puzzle is to mate in 2 moves.

See the solution at the [puzzle page](#)



## 1.2.1 Solution 1

### 1.2.1.1 Initial board position

This is the initial board position of medium chess puzzle 0026.



Figure 1.3: Initial board position of medium chess puzzle 0026

### 1.2.1.2 Move 1

Move by white



Figure 1.4: Be4+ - This sacrifice is necessary to force the knight to leave his duty. This is called deflection sacrifice

### 1.2.1.3 Move 2

Move by black



Figure 1.5: Nxe4 - With the knights movement, protection to e4 is removed.

### 1.2.1.4 Move 3

Move by white



Figure 1.6: Qxe4# - This is called dove tail mate

## 1.2.2 Solution 2

### 1.2.2.1 Initial board position

This is the initial board position of medium chess puzzle 0026.



Figure 1.7: Initial board position of medium chess puzzle 0026

### 1.2.2.2 Move 1

Move by white



Figure 1.8: Qe4+ - This sacrifice is necessary to force the knight to leave his duty. This is called deflection sacrifice

### 1.2.2.3 Move 2

Move by black



Figure 1.9: Nxe4 - With the knights movement, protection to e4 is removed.

### 1.2.2.4 Move 3

Move by white



Figure 1.10: Bxe4# - The king has no free squares to move

### 1.2.3 Right moves for the solution to the medium chess puzzle 0026

Based on the objective of the puzzle, you have to make the right moves. Following are the right moves

1. Be4+, Qxe4#
2. Qe4+, Bxe4#

### 1.2.4 Explanation for the moves

1. Be4+ - This sacrifice is necessary to force the knight to leave his duty. This is called deflection sacrifice
2. Qe4+ - This sacrifice is necessary to force the knight to leave his duty. This is called deflection sacrifice
3. Qxe4# - This is called dove tail mate
4. Bxe4# - The king has no free squares to move
5. Nxe4 - With the knights movement, protection to e4 is removed.
6. For right move - Your strategy works well. Keep it up.
7. For wrong move - You could have won after a sacrifice. Do not miss the chance



## 1.3 Categories of medium chess puzzle 0026

This medium chess puzzle falls in these categories.

1. [Medium chess puzzles](#)
2. [Sacrifice puzzles in chess](#)
3. [Mate in 2 puzzles in chess](#)
4. [Endgame puzzles in chess](#)

## 1.4 How to view the solution to medium chess puzzle 0026

To view the [solution to this puzzle](#), follow the steps given below

1. Go to the [puzzle page](#)
2. Click the solution button (Key as shown [below](#)) to view the solution



Figure 1.11: Click the solution button to view solutions @ <https://gbud.in/gmwwbb2>

## 1.5 How to get help for moves in the medium chess puzzle 0026

To get help or the possible next moves in the puzzle, , follow the steps given below

1. Go to the [puzzle page](#)
2. Click the help button (exclamation mark as shown [below](#)) to get help or suggestion on next possible [move](#)



Figure 1.12: Click the help button to get help on next move @ <https://gbud.in/gmwwbb2>



Figure 1.13: Solve more medium puzzles @ <https://gbud.in/chsmdpz>



Figure 1.14: Solve other puzzles @ <https://gbud.in/chsgppz>

## 1.6 Play chess for free



Figure 1.15: Play chess online for free. Solve puzzles and play with friends

Play chess for free at <https://gbud.in/chs>

We present you a platform to play chess online with friends for free. No need to install any app. You can play chess for free without registration or login.

Simple. You can do several chess related activities.

1. [solve chess puzzles](#)
2. [learn about chess](#)

3. [play chess with computer](#)
4. [play chess with friend](#)
5. [create your own chess games](#)
6. [fen viewer](#)
7. [fen editor](#)
8. [fen generator](#)
9. [pgn viewer](#)
10. [chess board editor](#)
11. [view famous chess games.](#)



Figure 1.16: Solve this puzzle online by scanning this QR code or go to the link below

<https://gbud.in/gmwwbb2>

Read the latest article on Medium Chess puzzle # 0026 - Mate in 2 moves by scanning this QR code or click the link

Previous article : [« Medium Chess puzzle # 0025 - Mate in 2 moves](#)

Next article : [Medium chess puzzles »](#)

[Back to top](#)

[Contact Us](#)

© GBud Games 2021



## Medium Chess Puzzle # 0027

By

G Bud Games  
<https://gbud.in>

September 30, 2021

# Chapter 1

## Medium Chess puzzle # 0027 - Mate in 2 moves

Solve this medium chess puzzle and improve your chess games through improvement of your chess strategies and chess tactics.

Puzzle No : 0027

Difficulty level : medium

Description : Mate in 2 moves

Next Move : White

Player level : Intermediate

Short URL for puzzle : <https://gbud.in/g0qndn2>

## 1.1 Medium chess puzzle 0027




Figure 1.1: Solve this medium chess puzzle 0027. Mate in 2 moves @ <https://gbud.in/g0qndn2>



Figure 1.2: Solve this medium chess puzzle online with solution @ <https://gbud.in/g0qndn2>

## 1.2 Solution to medium chess puzzle 0027

At this puzzle, next **move** is by **White**. The objective of the puzzle is to mate in 2 moves.

See the interactive solution at the [puzzle page](#)



## 1.2.1 Solution 1

### 1.2.1.1 Initial board position

This is the initial board position of medium chess puzzle 0027.




Figure 1.3: Initial board position of medium chess puzzle 0027

### 1.2.1.2 Move 1

Move by white




Figure 1.4: Qhc8 - Two queens are forming a battery along the eights rank

### 1.2.1.3 Move 2

Move by black




Figure 1.5: h5 - King has no other pieces to move

#### 1.2.1.4 Move 3

Move by white




Figure 1.6: Qh8# - King cant escape since it is blocked by friendly pieces

## 1.2.2 Solution 2

### 1.2.2.1 Initial board position

This is the initial board position of medium chess puzzle 0027.




Figure 1.7: Initial board position of medium chess puzzle 0027

### 1.2.2.2 Move 1

Move by white




Figure 1.8: Qhc8 - Two queens are forming a battery along the eights rank

### 1.2.2.3 Move 2

Move by black




Figure 1.9: g5 - King has no other pieces to move

#### 1.2.2.4 Move 3

Move by white




Figure 1.10: Qg8# - King cant escape since it is blocked by friendly pieces

### 1.2.3 Solution 3

#### 1.2.3.1 Initial board position

This is the initial board position of medium chess puzzle 0027.






Figure 1.11: Initial board position of medium chess puzzle 0027

### 1.2.3.2 Move 1

Move by white




Figure 1.12: Qxh6+ - This is a sacrifice to attract the king to a vulnerable square. This is called attraction

### 1.2.3.3 Move 2

Move by black




Figure 1.13: Kxh6 - The king is forced to capture the queen

### 1.2.3.4 Move 3

Move by white




Figure 1.14: Qh8# - King cant escape since it is blocked by friendly pieces

### 1.2.4 Right moves for the solution to the medium chess puzzle 0027

Based on the objective of the puzzle, you have to make the right moves. Following are the right moves

1. Qhc8, Qh8#
2. Qhc8, Qg8#
3. Qxh6+, Qh8#

### 1.2.5 Explanation for the moves

1. Qhc8 - Two queens are forming a battery along the eights rank
2. Qh8# - King cant escape since it is blocked by friendly pieces
3. Qg8# - King cant escape since it is blocked by friendly pieces
4. Qxh6+ - This is a sacrifice to attract the king to a vulnerable square. This is called attraction
5. h5 - King has no other pieces to move
6. g5 - King has no other pieces to move
7. Kxh6 - The king is forced to capture the queen

8. For right move - You have chosen the right moves to win the game. good work
9. For wrong move - You could have either formed a battery of queens or sacrifice a queen and won the game. You still have chance. You can do it.

## 1.3 Categories of medium chess puzzle 0027

This medium chess puzzle falls in these categories.

1. [Medium chess puzzles](#)
2. [Sacrifice puzzles in chess](#)
3. [Mate in 2 puzzles in chess](#)
4. [Endgame puzzles in chess](#)
5. [Battery puzzles in chess](#)

## 1.4 How to view the solution to medium chess puzzle 0027

To view the [solution to this puzzle](#), follow the steps given below

1. Go to the [puzzle page](#)
2. Click the solution button (Key as shown [below](#)) to view the solution



Figure 1.15: Click the solution button to view solutions @ <https://gbud.in/g0qndn2>

## 1.5 How to get help for moves in the medium chess puzzle 0027

To get help or the possible next moves in the puzzle, , follow the steps given below

1. Go to the [puzzle page](#)
2. Click the help button (exclamation mark as shown [below](#)) to get help or suggestion on next possible [move](#)



Figure 1.16: Click the help button to get help on next move @ <https://gbud.in/g0qndn2>



Figure 1.17: Solve more medium puzzles @ <https://gbud.in/chsmdpz>



Figure 1.18: Solve other puzzles @ <https://gbud.in/chsgppz>

## 1.6 Play chess for free



Figure 1.19: Play chess online for free. Solve puzzles and play with friends

Play chess for free at <https://gbud.in/chs>

We present you a platform to [play chess online with friends for free](#). No need to install any app. You can [play chess for free without registration or login](#).

Simple. You can do several chess related activities.

1. [solve chess puzzles](#)
2. [learn about chess](#)
3. [play chess with computer](#)
4. [play chess with friend](#)
5. [create your own chess games](#)
6. [fen viewer](#)
7. [fen editor](#)
8. [fen generator](#)
9. [pgn viewer](#)
10. [chess board editor](#)
11. [view famous chess games](#).





Figure 1.20: Solve this puzzle online by scanning this QR code or go to the link below

<https://gbud.in/g0qndn2>

Read the latest article on Medium Chess puzzle # 0027 - Mate in 2 moves by scanning this QR code or click the link

Previous article : « [Medium Chess puzzle # 0026 - Mate in 2 moves](#)

Next article : [Medium Chess puzzle # 0028 - Mate in 2 moves](#) »

[Back to top](#)

[Contact Us](#)

© GBud Games 2021



## Medium Chess Puzzle # 0028

By

G Bud Games  
<https://gbud.in>

September 30, 2021

# Chapter 1

## Medium Chess puzzle # 0028 - Mate in 2 moves

Solve this medium chess puzzle and improve your chess games through improvement of your chess strategies and chess tactics.

Puzzle No : 0028

Difficulty level : medium

Description : Mate in 2 moves

Next Move : Black

Player level : Intermediate

Short URL for puzzle : <https://gbud.in/glx9ww2>

## 1.1 Medium chess puzzle 0028



Figure 1.1: Solve this medium chess puzzle 0028. Mate in 2 moves @ <https://gbud.in/glx9ww2>



Figure 1.2: Solve this medium chess puzzle online with solution @ <https://gbud.in/glx9ww2>

## 1.2 Solution to medium chess puzzle 0028

At this puzzle, next **move** is by **Black**. The objective of the puzzle is to mate in 2 moves.

See the interactive solution at the [puzzle page](#)

## 1.2.1 Solution 1

### 1.2.1.1 Initial board position

This is the initial board position of medium chess puzzle 0028.




Figure 1.3: Initial board position of medium chess puzzle 0028

### 1.2.1.2 Move 1

Move by black




Figure 1.4: d1=Q+ - The king is forced to move to h2 due to this promotion

### 1.2.1.3 Move 2

Move by white



Figure 1.5: Kh2 - This is the only free square available

### 1.2.1.4 Move 3

Move by black




Figure 1.6: Rh8# - King can not move in h file and is blocked by friendly pieces

## 1.2.2 Solution 2

### 1.2.2.1 Initial board position

This is the initial board position of medium chess puzzle 0028.






Figure 1.7: Initial board position of medium chess puzzle 0028

### 1.2.2.2 Move 1

Move by black




Figure 1.8: d1=R+ - The king is forced to move to h2 due to this promotion

### 1.2.2.3 Move 2

Move by white



Figure 1.9: Kh2 - This is the only free square available

### 1.2.2.4 Move 3

Move by black




Figure 1.10: Rh8# - King can not move in h file and is blocked by friendly pieces

### 1.2.3 Right moves for the solution to the medium chess puzzle 0028

Based on the objective of the puzzle, you have to make the right moves. Following are the right moves

1. d1=Q+, Rh8#
2. d1=R+, Rh8#

### 1.2.4 Explanation for the moves

1. d1=Q+ - The king is forced to move to h2 due to this promotion
2. d1=R+ - The king is forced to move to h2 due to this promotion
3. Kh2 - This is the only free square available
4. Rh8# - King can not move in h file and is blocked by friendly pieces
5. For right move - You have understood the power of promotion.
6. For wrong move - You could have promoted the pawn and ended the game

## 1.3 Categories of medium chess puzzle 0028

This medium chess puzzle falls in these categories.

1. [Medium chess puzzles](#)
2. [Mate in 2 puzzles in chess](#)
3. [Endgame puzzles in chess](#)
4. [Promotion puzzles in chess](#)

## 1.4 How to view the solution to medium chess puzzle 0028

To view the [solution to this puzzle](#), follow the steps given below

1. Go to the [puzzle page](#)
2. Click the solution button (Key as shown [below](#)) to view the solution



Figure 1.11: Click the solution button to view solutions @ <https://gbud.in/glx9ww2>

## 1.5 How to get help for moves in the medium chess puzzle 0028

To get help or the possible next moves in the puzzle, , follow the steps given below

1. Go to the [puzzle page](#)
2. Click the help button (exclamation mark as shown [below](#)) to get help or suggestion on next possible [move](#)



Figure 1.12: Click the help button to get help on next move @ <https://gbud.in/glx9ww2>



Figure 1.13: Solve more medium puzzles @ <https://gbud.in/chsmdpz>



Figure 1.14: Solve other puzzles @ <https://gbud.in/chsgppz>

## 1.6 Play chess for free



Figure 1.15: Play chess online for free. Solve puzzles and play with friends

Play chess for free at <https://gbud.in/chs>

We present you a platform to play chess online with friends for free. No need to install any app. You can play chess for free without registration or login.

Simple. You can do several chess related activities.

1. [solve chess puzzles](#)
2. [learn about chess](#)

3. [play chess with computer](#)
4. [play chess with friend](#)
5. [create your own chess games](#)
6. [fen viewer](#)
7. [fen editor](#)
8. [fen generator](#)
9. [pgn viewer](#)
10. [chess board editor](#)
11. [view famous chess games.](#)



Figure 1.16: Solve this puzzle online by scanning this QR code or go to the link below

<https://gbud.in/glx9ww2>

Read the latest article on Medium Chess puzzle # 0028 - Mate in 2 moves by scanning this QR code or click the link

Previous article : [« Medium Chess puzzle # 0027 - Mate in 2 moves](#)

Next article : [Medium chess puzzles »](#)



[Back to top](#)

[Contact Us](#)

© GBud Games 2021



## Medium Chess Puzzle # 0029

By

G Bud Games  
<https://gbud.in>

October 1, 2021

## Medium Chess puzzle # 0029 - Mate in 2 moves

Solve this medium chess puzzle and improve your chess games through improvement of your chess strategies and chess tactics.

Puzzle No : 0029

Difficulty level : medium

Description : Mate in 2 moves

Next Move : Black

Player level : Intermediate

Short URL for puzzle : <https://gbud.in/gm0x4s2>

### Medium chess puzzle 0029




Figure 1: Solve this medium chess puzzle 0029. Mate in 2 moves @ <https://gbud.in/gm0x4s2>



Figure 2: Solve this medium chess puzzle online with solution @ <https://gbud.in/gm0x4s2>

## Solution to medium chess puzzle 0029

At this puzzle, next **move** is by **Black**. The objective of the puzzle is to mate in 2 moves.

See the interactive solution at the [puzzle page](#)

### Solution 1

**Initial board position** This is the initial board position of medium chess puzzle 0029.




Figure 3: Initial board position of medium chess puzzle 0029

**Move 1** Move by black




Figure 4: Rxc2 - This is a two purpose move. One is to give access to bishop to g2. second one is to distract the opponents attention by losing your rook. This is called sacrifice.

**Move 2** Move by white




Figure 5: Bxc2 - Removing the support to the pawn at g2 is called undermining

**Move 3** Move by black




Figure 6: Qxg2# - The queen can not be captured since it is supported by the bishop

## Solution 2

**Initial board position** This is the initial board position of medium chess puzzle 0029.




Figure 7: Initial board position of medium chess puzzle 0029

**Move 1** Move by black




Figure 8: Rxc2 - This is a two purpose move. One is to give access to bishop to g2. second one is to distract the opponents attention by losing your rook. This is called sacrifice.

**Move 2** Move by white



Figure 9: Kg1 - King is trying to get out of the attack in next move but this move is of no use

**Move 3** Move by black




Figure 10: Qxg2# - The queen can not be captured since it is supported by the bishop

### Right moves for the solution to the medium chess puzzle 0029

Based on the objective of the puzzle, you have to make the right moves. Following are the right moves

1. Rxc2, Qxg2#

### Explanation for the moves

1. Rxc2 - This is a two purpose move. One is to give access to bishop to g2. second one is to distract the opponents attention by losing your rook. This is called sacrifice.
2. Bxc2 - Removing the support to the pawn at g2 is called undermining
3. Kg1 - King is trying to get out of the attack in next move but this move is of no use
4. Qxg2# - The queen can not be captured since it is supported by the bishop
5. For right move - You undermined the support to the pawn at g2. This helped you have a checkmate in 2 moves
6. For wrong move - You could have utilised the xray attack from the bishop by moving the rook. Try again



## Categories of medium chess puzzle 0029

This medium chess puzzle falls in these categories.

1. [Medium chess puzzles](#)
2. [Sacrifice puzzles in chess](#)
3. [Mate in 2 puzzles in chess](#)
4. [Endgame puzzles in chess](#)
5. [Strategy puzzles in chess](#)

## How to view the solution to medium chess puzzle 0029

To view the [solution to this puzzle](#), follow the steps given below

1. Go to the [puzzle page](#)
2. Click the solution button (Key as shown [below](#)) to view the solution



Figure 11: Click the solution button to view solutions @ <https://gbud.in/gm0x4s2>

## How to get help for moves in the medium chess puzzle 0029

To get help or the possible next moves in the puzzle, , follow the steps given below

1. Go to the [puzzle page](#)
2. Click the help button (exclamation mark as shown [below](#)) to get help or suggestion on next possible [move](#)



Figure 12: Click the help button to get help on next move @ <https://gbud.in/gm0x4s2>



Figure 13: Solve more medium puzzles @ <https://gbud.in/chsmdpz>



Figure 14: Solve other puzzles @ <https://gbud.in/chsgppz>

## Play chess for free



Figure 15: Play chess online for free. Solve puzzles and play with friends

Play chess for free at <https://gbud.in/chs>

We present you a platform to play chess online with friends for free. No need to install any app. You can play chess for free without registration or login.

Simple. You can do several chess related activities.

1. [solve chess puzzles](#)
2. [learn about chess](#)
3. [play chess with computer](#)
4. [play chess with friend](#)
5. [create your own chess games](#)

6. [fen viewer](#)
7. [fen editor](#)
8. [fen generator](#)
9. [pgn viewer](#)
10. [chess board editor](#)
11. [view famous chess games.](#)



Figure 16: Solve this puzzle online by scanning this QR code or go to the link below

<https://gbud.in/gm0x4s2>

Read the latest article on Medium Chess puzzle # 0029 - Mate in 2 moves by scanning this QR code or click the link

Previous article : [« Medium Chess puzzle # 0028 - Mate in 2 moves](#)

Next article : [Medium chess puzzles »](#)

[Back to top](#)

[Contact Us](#)



## Medium Chess Puzzle # 0030

By

G Bud Games  
<https://gbud.in>

October 2, 2021

## Medium Chess puzzle # 0030 - Mate in 2 moves

Solve this medium chess puzzle and improve your chess games through improvement of your chess strategies and chess tactics.

Puzzle No : 0030

Difficulty level : medium

Description : Mate in 2 moves

Next Move : White

Player level : Intermediate

Short URL for puzzle : <https://gbud.in/ghfjlx2>

### Medium chess puzzle 0030



Figure 1: Solve this medium chess puzzle 0030. Mate in 2 moves @ <https://gbud.in/ghfjlx2>



Figure 2: Solve this medium chess puzzle online with solution @ <https://gbud.in/ghfjlx2>

## Solution to medium chess puzzle 0030

At this puzzle, next **move** is by **White**. The objective of the puzzle is to mate in 2 moves.

See the interactive solution at the [puzzle page](#)

### Solution 1

**Initial board position** This is the initial board position of medium chess puzzle 0030.




Figure 3: Initial board position of medium chess puzzle 0030

**Move 1** Move by white




Figure 4: f4 - This is to threaten the opponent's knight so that it will move out of e file

**Move 2** Move by black




Figure 5: Ng6 - Opponent is trying to save their knight without realising the dangerous next move.

**Move 3** Move by white





Figure 6: Nf6# - This is a double discovered check as the knight and the queen are giving the check. The king has no free squares to move. Hence it is a checkmate

## Solution 2

**Initial board position** This is the initial board position of medium chess puzzle 0030.



Figure 7: Initial board position of medium chess puzzle 0030

**Move 1** Move by white



Figure 8: d4 - This is to threaten the opponent's knight so that it will move out of e file

**Move 2** Move by black



Figure 9: Ng6 - Opponent is trying to save their knight without realising the dangerous next move.

**Move 3** Move by white



Figure 10: Nf6# - This is a double discovered check as the knight and the queen are giving the check. The king has no free squares to move. Hence it is a checkmate

### Solution 3

**Initial board position** This is the initial board position of medium chess puzzle 0030.




Figure 11: Initial board position of medium chess puzzle 0030

**Move 1** Move by white




Figure 12: f4 - This is to threaten the opponent's knight so that it will move out of e file

**Move 2** Move by black



Figure 13: Ng6 - Opponent is trying to save their knight without realising the dangerous next move.

**Move 3** Move by white



Figure 14: Nd6# - This is a double discovered check as the knight and the queen are giving the check. The king has no free squares to move. Hence it is a checkmate

### Solution 4

**Initial board position** This is the initial board position of medium chess puzzle 0030.




Figure 15: Initial board position of medium chess puzzle 0030

**Move 1** Move by white



Figure 16: d4 - This is to threaten the opponent's knight so that it will move out of e file

**Move 2** Move by black



Figure 17: Ng6 - Opponent is trying to save their knight without realising the dangerous next move.

**Move 3** Move by white



Figure 18: Nd6# - This is a double discovered check as the knight and the queen are giving the check. The king has no free squares to move. Hence it is a checkmate

### Right moves for the solution to the medium chess puzzle 0030

Based on the objective of the puzzle, you have to make the right moves. Following are the right moves

1. f4, Nf6#
2. d4, Nf6#
3. f4, Nd6#
4. d4, Nd6#

### Explanation for the moves

1. f4 - This is to threaten the opponent's knight so that it will move out of e file
2. d4 - This is to threaten the opponent's knight so that it will move out of e file
3. Nf6# - This is a double discovered check as the knight and the queen are giving the check. The king has no free squares to move. Hence it is a checkmate
4. Ng6 - Opponent is trying to save their knight without realising the dangerous next move.
5. Nd6# - This is a double discovered check as the knight and the queen are giving the check. The king has no free squares to move. Hence

it is a checkmate

6. For right move - You threatened the opponents knight and had a checkmate. Good strategy
7. For wrong move - You could have threatened the opponents knight and had a checkmate by a discovered attack

## Categories of medium chess puzzle 0030

This medium chess puzzle falls in these categories.

1. [Medium chess puzzles](#)
2. [Mate in 2 puzzles in chess](#)
3. [Endgame puzzles in chess](#)
4. [Strategy puzzles in chess](#)

## How to view the solution to medium chess puzzle 0030

To view the [solution to this puzzle](#), follow the steps given below

1. Go to the [puzzle page](#)
2. Click the solution button (Key as shown [below](#)) to view the solution



Figure 19: Click the solution button to view solutions @ <https://gbud.in/ghfjlx2>



## How to get help for moves in the medium chess puzzle 0030

To get help or the possible next moves in the puzzle, , follow the steps given below

1. Go to the [puzzle page](#)
2. Click the help button (exclamation mark as shown [below](#)) to get help or suggestion on next possible [move](#)



Figure 20: Click the help button to get help on next move @ <https://gbud.in/ghfjlx2>



Figure 21: Solve more medium puzzles @ <https://gbud.in/chsmdpz>



Figure 22: Solve other puzzles @ <https://gbud.in/chsgppz>

## Play chess for free



Figure 23: Play chess online for free. Solve puzzles and play with friends

Play chess for free at <https://gbud.in/chs>

We present you a platform to play chess online with friends for free. No need to install any app. You can play chess for free without registration or login.

Simple. You can do several chess related activities.

1. [solve chess puzzles](#)
2. [learn about chess](#)
3. [play chess with computer](#)
4. [play chess with friend](#)
5. [create your own chess games](#)

6. [fen viewer](#)
7. [fen editor](#)
8. [fen generator](#)
9. [pgn viewer](#)
10. [chess board editor](#)
11. [view famous chess games.](#)



Figure 24: Solve this puzzle online by scanning this QR code or go to the link below

<https://gbud.in/ghfjlx2>

Read the latest article on Medium Chess puzzle # 0030 - Mate in 2 moves by scanning this QR code or click the link

Previous article : [« Medium Chess puzzle # 0029 - Mate in 2 moves](#)

Next article : [Medium chess puzzles »](#)

[Back to top](#)

[Contact Us](#)



## Medium Chess Puzzle # 0031

By

G Bud Games  
<https://gbud.in>

October 3, 2021

## Medium Chess puzzle # 0031 - Mate in 2 moves

Solve this medium chess puzzle and improve your chess games through improvement of your chess strategies and chess tactics.

Puzzle No : 0031

Difficulty level : medium

Description : Mate in 2 moves

Next Move : White

Player level : Intermediate

Short URL for puzzle : <https://gbud.in/gfthwm2>

### Medium chess puzzle 0031



Figure 1: Solve this medium chess puzzle 0031. Mate in 2 moves @ <https://gbud.in/gfthwm2>



Figure 2: Solve this medium chess puzzle online with solution @ <https://gbud.in/gfthwm2>

## Solution to medium chess puzzle 0031

At this puzzle, next **move** is by **White**. The objective of the puzzle is to mate in 2 moves.

See the interactive solution at the [puzzle page](#)

### Solution 1

**Initial board position** This is the initial board position of medium chess puzzle 0031.



Figure 3: Initial board position of medium chess puzzle 0031

**Move 1** Move by white



Figure 4: Rd8+ - This sacrifice move clears the diagonal for the queen and forces the opponent to spend their next move in capturing this rook

**Move 2** Move by black



Figure 5: Rxd8 - The rook is captured to escape from its attack

**Move 3** Move by white



Figure 6: Qa5# - King can not move in eighth rank due to the attack of bishop. This is called Greko's mate

## Solution 2

**Initial board position** This is the initial board position of medium chess puzzle 0031.



Figure 7: Initial board position of medium chess puzzle 0031

**Move 1** Move by white






Figure 8: Rd8+ - This sacrifice move clears the diagonal for the queen and forces the opponent to spend their next move in capturing this rook

**Move 2** Move by black



Figure 9: Ka7 -

**Move 3** Move by white



Figure 10: Qa5# - King can not move in eighth rank due to the attack of bishop. This is called Greko's mate

### Right moves for the solution to the medium chess puzzle 0031

Based on the objective of the puzzle, you have to make the right moves. Following are the right moves

1. Rd8+, Qa5#

### Explanation for the moves

1. Rd8+ - This sacrifice move clears the diagonal for the queen and forces the opponent to spend their next move in capturing this rook
2. Qa5# - King can not move in eighth rank due to the attack of bishop. This is called Greko's mate
3. Rxd8 - The rook is captured to escape from its attack
4. Ka7 -
5. For right move - You won the game with a right sacrifice and consecutive checkmate. Good moves
6. For wrong move - You could have won after the sacrifice of the rook. Try again

### Categories of medium chess puzzle 0031

This medium chess puzzle falls in these categories.

1. [Medium chess puzzles](#)
2. [Sacrifice puzzles in chess](#)
3. [Mate in 2 puzzles in chess](#)
4. [Endgame puzzles in chess](#)
5. [Strategy puzzles in chess](#)
6. [Mate pattern puzzles in chess](#)

## How to view the solution to medium chess puzzle 0031

To view the [solution to this puzzle](#), follow the steps given below

1. Go to the [puzzle page](#)
2. Click the solution button (Key as shown [below](#)) to view the solution



Figure 11: Click the solution button to view solutions @ <https://gbud.in/gfthwm2>

## How to get help for moves in the medium chess puzzle 0031

To get help or the possible next moves in the puzzle, , follow the steps given below

1. Go to the [puzzle page](#)

2. Click the help button (exclamation mark as shown [below](#)) to get help or suggestion on next possible [move](#)



Figure 12: Click the help button to get help on next move @ <https://gbud.in/gfthwm2>



Figure 13: Solve more medium puzzles @ <https://gbud.in/chsmdpz>



Figure 14: Solve other puzzles @ <https://gbud.in/chsgppz>

## Play chess for free

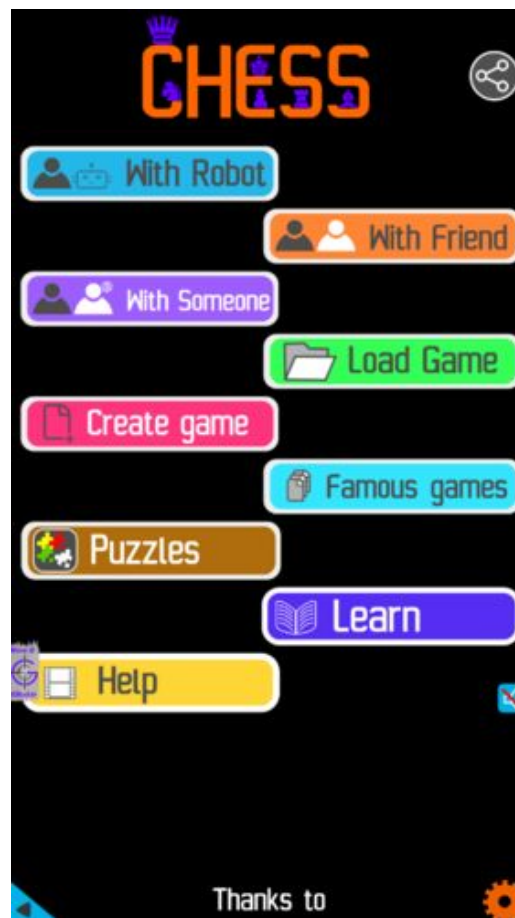


Figure 15: Play chess online for free. Solve puzzles and play with friends

Play chess for free at <https://gbud.in/chs>

We present you a platform to play chess online with friends for free. No need to install any app. You can play chess for free without registration or login.

Simple. You can do several chess related activities.

1. [solve chess puzzles](#)
2. [learn about chess](#)
3. [play chess with computer](#)
4. [play chess with friend](#)
5. [create your own chess games](#)
6. [fen viewer](#)
7. [fen editor](#)
8. [fen generator](#)
9. [pgn viewer](#)
10. [chess board editor](#)

11. [view famous chess games.](#)



Figure 16: Solve this puzzle online by scanning this QR code or go to the link below

<https://gbud.in/gfthwm2>

Read the latest article on Medium Chess puzzle # 0031 - Mate in 2 moves by scanning this QR code or click the link

Previous article : [« Medium Chess puzzle # 0030 - Mate in 2 moves](#)

Next article : [Medium chess puzzles »](#)

[Back to top](#)

[Contact Us](#)

© GBud Games 2021



## Medium Chess Puzzle # 0032

By

G Bud Games  
<https://gbud.in>

October 4, 2021

## Solution to medium chess puzzle 0032

At this puzzle, next **move** is by **White**. The objective of the puzzle is to mate in 2 moves.

See the interactive solution at the [puzzle page](#)

### Solution 1

**Initial board position** This is the initial board position of medium chess puzzle 0032.




Figure 3: Initial board position of medium chess puzzle 0032

**Move 1** Move by white






Figure 4: Be3 - Bishop is brought out to attack the opponents king in the next move

**Move 2** Move by black




Figure 5: Bh6 - Opponent's bishop is trying to distract your bishop by sacrificing itself. Do not fall for this decoy move

**Move 3** Move by white



Figure 6: Bb6# - King has no free squares to move. This is called Boden's mate

### Right moves for the solution to the medium chess puzzle 0032

Based on the objective of the puzzle, you have to make the right moves. Following are the right moves

1. Be3, Bb6#

### Explanation for the moves

1. Be3 - Bishop is brought out to attack the opponents king in the next move
2. Bb6# - King has no free squares to move. This is called Boden's mate
3. Bh6 - Opponent's bishop is trying to distract your bishop by sacrificing itself. Do not fall for this decoy move
4. For right move - You had a Boden's mate using two bishops. Good moves
5. For wrong move - You could have had a Boden's mate by moving your bishop. Try again

### Categories of medium chess puzzle 0032

This medium chess puzzle falls in these categories.

1. [Medium chess puzzles](#)
2. [Mate in 2 puzzles in chess](#)
3. [Endgame puzzles in chess](#)
4. [Mate pattern puzzles in chess](#)

## How to view the solution to medium chess puzzle 0032

To view the [solution to this puzzle](#), follow the steps given below

1. Go to the [puzzle page](#)
2. Click the solution button (Key as shown [below](#)) to view the solution



Figure 7: Click the solution button to view solutions @ <https://gbud.in/g99yky2>

## How to get help for moves in the medium chess puzzle 0032

To get help or the possible next moves in the puzzle, , follow the steps given below

1. Go to the [puzzle page](#)
2. Click the help button (exclamation mark as shown [below](#)) to get help or suggestion on next possible [move](#)



Figure 8: Click the help button to get help on next move @ <https://gbud.in/g99yky2>



Figure 9: Solve more medium puzzles @ <https://gbud.in/chsmdpz>



Figure 10: Solve other puzzles @ <https://gbud.in/chsgppz>

## Play chess for free

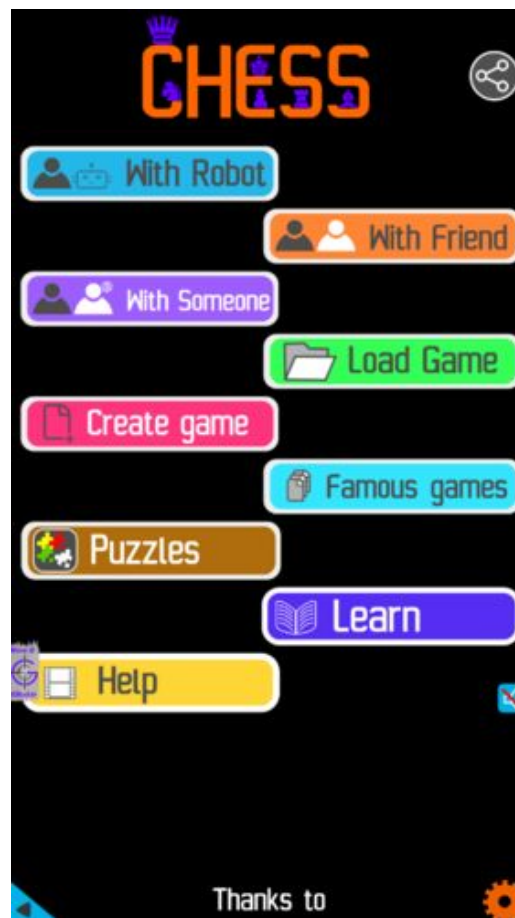


Figure 11: Play chess online for free. Solve puzzles and play with friends

Play chess for free at <https://gbud.in/chs>

We present you a platform to play chess online with friends for free. No need to install any app. You can play chess for free without registration or login.

Simple. You can do several chess related activities.

1. [solve chess puzzles](#)
2. [learn about chess](#)
3. [play chess with computer](#)
4. [play chess with friend](#)
5. [create your own chess games](#)
6. [fen viewer](#)
7. [fen editor](#)
8. [fen generator](#)
9. [pgn viewer](#)
10. [chess board editor](#)

11. [view famous chess games.](#)



Figure 12: Solve this puzzle online by scanning this QR code or go to the link below

<https://gbud.in/g99yky2>

Read the latest article on Medium Chess puzzle # 0032 - Mate in 2 moves by scanning this QR code or click the link

Previous article : [« Medium Chess puzzle # 0031 - Mate in 2 moves](#)

Next article : [Medium chess puzzles »](#)

[Back to top](#)

[Contact Us](#)

© GBud Games 2021



## Medium Chess Puzzle # 0033

By

G Bud Games  
<https://gbud.in>

October 5, 2021

## Solution to medium chess puzzle 0033

At this puzzle, next **move** is by **White**. The objective of the puzzle is to mate in 2 moves.

See the interactive solution at the [puzzle page](#)

### Solution 1

**Initial board position** This is the initial board position of medium chess puzzle 0033.



Figure 3: Initial board position of medium chess puzzle 0033

**Move 1** Move by white





Figure 4: Qxb6+ - This is a magnet sacrifice to pull the bishop to b6 so that the seventh rank is cleared for the rook

**Move 2** Move by black



Figure 5: Bxb6 - This is the only move available to the opponent

**Move 3** Move by white



Figure 6: Rb7# - King has no free squares to move and this mate is similar to Vukovic's mate

### Right moves for the solution to the medium chess puzzle 0033

Based on the objective of the puzzle, you have to make the right moves. Following are the right moves

1. Qxb6+, Rb7#

### Explanation for the moves

1. Qxb6+ - This is a magnet sacrifice to pull the bishop to b6 so that the seventh rank is cleared for the rook
2. Rb7# - King has no free squares to move and this mate is similar to Vukovic's mate
3. Bxb6 - This is the only move available to the opponent
4. For right move - With the right sacrifice of your queen you had a checkmate that is similar to Vukovic's mate. Good strategy
5. For wrong move - You could have sacrificed your queen and had a checkmate that is similar to Vukovic's mate. Try again

### Categories of medium chess puzzle 0033

This medium chess puzzle falls in these categories.

1. [Medium chess puzzles](#)

2. [Sacrifice puzzles in chess](#)
3. [Mate in 2 puzzles in chess](#)
4. [Endgame puzzles in chess](#)
5. [Mate pattern puzzles in chess](#)

## How to view the solution to medium chess puzzle 0033

To view the [solution to this puzzle](#), follow the steps given below

1. Go to the [puzzle page](#)
2. Click the solution button (Key as shown [below](#)) to view the solution



Figure 7: Click the solution button to view solutions @ <https://gbud.in/gl2qx22>

## How to get help for moves in the medium chess puzzle 0033

To get help or the possible next moves in the puzzle, , follow the steps given below

1. Go to the [puzzle page](#)
2. Click the help button (exclamation mark as shown [below](#)) to get help or suggestion on next possible [move](#)



Figure 8: Click the help button to get help on next move @ <https://gbud.in/gl2qx22>



Figure 9: Solve more medium puzzles @ <https://gbud.in/chsmdpz>



Figure 10: Solve other puzzles @ <https://gbud.in/chsgppz>

## Play chess for free

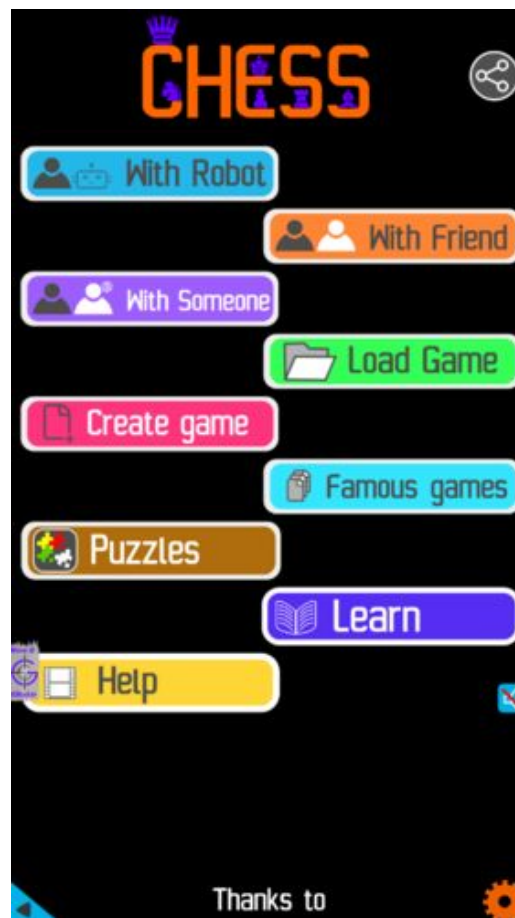


Figure 11: Play chess online for free. Solve puzzles and play with friends

Play chess for free at <https://gbud.in/chs>

We present you a platform to play chess online with friends for free. No need to install any app. You can play chess for free without registration or login.

Simple. You can do several chess related activities.

1. [solve chess puzzles](#)
2. [learn about chess](#)
3. [play chess with computer](#)
4. [play chess with friend](#)
5. [create your own chess games](#)
6. [fen viewer](#)
7. [fen editor](#)
8. [fen generator](#)
9. [pgn viewer](#)
10. [chess board editor](#)

11. [view famous chess games.](#)



Figure 12: Solve this puzzle online by scanning this QR code or go to the link below

<https://gbud.in/gl2qx22>

Read the latest article on Medium Chess puzzle # 0033 - Mate in 2 moves by scanning this QR code or click the link

Previous article : [« Medium Chess puzzle # 0032 - Mate in 2 moves](#)

Next article : [Medium chess puzzles »](#)

[Back to top](#)

[Contact Us](#)

© GBud Games 2021



## Medium Chess Puzzle # 0034

By

G Bud Games  
<https://gbud.in>

October 6, 2021

# Chapter 1

## Medium Chess puzzle # 0034 - Gain rook

Solve this medium chess puzzle and improve your chess games through improvement of your chess strategies and chess tactics.

Puzzle No : 0034

Difficulty level : medium

Description : Gain rook

Next Move : Black

Player level : Intermediate

Short URL for puzzle : <https://gbud.in/g9jj2j2>



## 1.1 Medium chess puzzle 0034



Figure 1.1: Solve this medium chess puzzle 0034. Gain rook @ <https://gbud.in/g9jj2j2>



Figure 1.2: Solve this medium chess puzzle online with solution @ <https://gbud.in/g9jj2j2>

## 1.2 Solution to medium chess puzzle 0034

At this puzzle, next [move](#) is by [Black](#). The objective of the puzzle is to gain rook.

See the interactive solution at the [puzzle page](#)

## 1.2.1 Solution 1

### 1.2.1.1 Initial board position

This is the initial board position of medium chess puzzle 0034.



Figure 1.3: Initial board position of medium chess puzzle 0034

### 1.2.1.2 Move 1

Move by black




Figure 1.4: e1=Q+ - Pawn is promoted to a queen and gives check to the opponents king. The piece is sacrificed to gain the rook

### 1.2.1.3 Move 2

Move by white




Figure 1.5: Rxe1 - The rook captures your promoted piece to escape from the check

#### 1.2.1.4 Move 3

Move by black




Figure 1.6: Rxe1+ - You have lost a promoted piece, but gained a rook. Now you can promote the pawn in d file and have a better chance in winning the game

## 1.2.2 Solution 2

### 1.2.2.1 Initial board position

This is the initial board position of medium chess puzzle 0034.



Figure 1.7: Initial board position of medium chess puzzle 0034

### 1.2.2.2 Move 1

Move by black




Figure 1.8: e1=R+ - Pawn is promoted to a rook and gives check to the opponents king. The piece is sacrificed to gain the rook

### 1.2.2.3 Move 2

Move by white




Figure 1.9: Rxe1 - The rook captures your promoted piece to escape from the check

### 1.2.2.4 Move 3

Move by black






Figure 1.10: Rxe1+ - You have lost a promoted piece, but gained a rook. Now you can promote the pawn in d file and have a better chance in winning the game

### 1.2.3 Right moves for the solution to the medium chess puzzle 0034

Based on the objective of the puzzle, you have to make the right moves. Following are the right moves

1. e1=Q+, Rxe1+
2. e1=R+, Rxe1+

### 1.2.4 Explanation for the moves

1. e1=Q+ - Pawn is promoted to a queen and gives check to the opponents king. The piece is sacrificed to gain the rook
2. e1=R+ - Pawn is promoted to a rook and gives check to the opponents king. The piece is sacrificed to gain the rook
3. Rxe1 - The rook captures your promoted piece to escape from the check
4. Rxe1+ - You have lost a promoted piece, but gained a rook. Now you can promote the pawn in d file and have a better chance in winning

the game

5. For right move - You promoted a pawn and sacrificed to gain a rook which makes you superior in the number of pieces available. Good work
6. For wrong move - You could have promoted the pawn and give the check which would have made you have an advantage

## 1.3 Categories of medium chess puzzle 0034

This medium chess puzzle falls in these categories.

1. [Medium chess puzzles](#)
2. [Sacrifice puzzles in chess](#)
3. [Gain puzzles in chess](#)
4. [Promotion puzzles in chess](#)
5. [Strategy puzzles in chess](#)

## 1.4 How to view the solution to medium chess puzzle 0034

To view the [solution to this puzzle](#), follow the steps given below

1. Go to the [puzzle page](#)
2. Click the solution button (Key as shown [below](#)) to view the solution



Figure 1.11: Click the solution button to view solutions @ <https://gbud.in/g9jj2j2>

## 1.5 How to get help for moves in the medium chess puzzle 0034

To get help or the possible next moves in the puzzle, , follow the steps given below

1. Go to the [puzzle page](#)
2. Click the help button (exclamation mark as shown [below](#)) to get help or suggestion on next possible [move](#)



Figure 1.12: Click the help button to get help on next move @ <https://gbud.in/g9jj2j2>



Figure 1.13: Solve more medium puzzles @ <https://gbud.in/chsmdpz>



Figure 1.14: Solve other puzzles @ <https://gbud.in/chsgppz>

## 1.6 Play chess for free



Figure 1.15: Play chess online for free. Solve puzzles and play with friends

Play chess for free at <https://gbud.in/chs>

We present you a platform to play chess online with friends for free. No need to install any app. You can play chess for free without registration or login.

Simple. You can do several chess related activities.

1. solve chess puzzles
2. learn about chess
3. play chess with computer
4. play chess with friend
5. create your own chess games
6. fen viewer
7. fen editor
8. fen generator
9. pgn viewer
10. chess board editor
11. view famous chess games.



Figure 1.16: Solve this puzzle online by scanning this QR code or go to the link below

<https://gbud.in/g9jj2j2>

Read the latest article on Medium Chess puzzle # 0034 - Gain rook by scanning this QR code or click the link

Previous article : « [Medium Chess puzzle # 0033 - Mate in 2 moves](#)

Next article : [Medium chess puzzles](#) »

[Back to top](#)

[Contact Us](#)

© GBud Games 2021



## Medium Chess Puzzle # 0035

By

G Bud Games  
<https://gbud.in>

October 7, 2021

# Chapter 1

## Medium Chess puzzle # 0035 - Gain two rooks

Solve this medium chess puzzle and improve your chess games through improvement of your chess strategies and chess tactics.

Puzzle No : 0035

Difficulty level : medium

Description : Gain two rooks

Next Move : White

Player level : Intermediate

Short URL for puzzle : <https://gbud.in/gkbjps2>



## 1.1 Medium chess puzzle 0035



Figure 1.1: Solve this medium chess puzzle 0035. Gain two rooks @ <https://gbud.in/gkbjps2>



Figure 1.2: Solve this medium chess puzzle online with solution @ <https://gbud.in/gkbjps2>

## 1.2 Solution to medium chess puzzle 0035

At this puzzle, next **move** is by **White**. The objective of the puzzle is to gain two rooks.

See the interactive solution at the [puzzle page](#)

## 1.2.1 Solution 1

### 1.2.1.1 Initial board position

This is the initial board position of medium chess puzzle 0035.



Figure 1.3: Initial board position of medium chess puzzle 0035

### 1.2.1.2 Move 1

Move by white






Figure 1.5: Ke7 - King is forced to move to seventh rank

### 1.2.1.4 Move 3

Move by white




Figure 1.6: Qxa8 - Queen captures the hanging knight since the queen was having the x-ray attack on this rook through the king

## 1.2.2 Right moves for the solution to the medium chess puzzle 0035

Based on the objective of the puzzle, you have to make the right moves. Following are the right moves

1. Qxh8+, Qxa8

## 1.2.3 Explanation for the moves

1. Qxh8+ - Queen captures the rook and give check to the king. Another check could have been given by using the knight fork but this move is better than the knight fork at present
2. Qxa8 - Queen captures the hanging knight since the queen was having the x-ray attack on this rook through the king
3. Ke7 - King is forced to move to seventh rank
4. For right move - You gained two rooks without losing any piece. This material advantage will surely help
5. For wrong move - You could have captured both the rooks by giving a check by queen. Try again

## 1.3 Categories of medium chess puzzle 0035

This medium chess puzzle falls in these categories.

1. [Medium chess puzzles](#)
2. [Gain puzzles in chess](#)
3. [Strategy puzzles in chess](#)

## 1.4 How to view the solution to medium chess puzzle 0035

To view the [solution to this puzzle](#), follow the steps given below

1. Go to the [puzzle page](#)
2. Click the solution button (Key as shown [below](#)) to view the solution



Figure 1.7: Click the solution button to view solutions @ <https://gbud.in/gkbjps2>

## 1.5 How to get help for moves in the medium chess puzzle 0035

To get help or the possible next moves in the puzzle, , follow the steps given below

1. Go to the [puzzle page](#)
2. Click the help button (exclamation mark as shown [below](#)) to get help or suggestion on next possible [move](#)



Figure 1.8: Click the help button to get help on next move @ <https://gbud.in/gkbjps2>



Figure 1.9: Solve more medium puzzles @ <https://gbud.in/chsmdpz>



Figure 1.10: Solve other puzzles @ <https://gbud.in/chsgppz>

## 1.6 Play chess for free



Figure 1.11: Play chess online for free. Solve puzzles and play with friends

Play chess for free at <https://gbud.in/chs>

We present you a platform to play chess online with friends for free. No need to install any app. You can play chess for free without registration or login.

Simple. You can do several chess related activities.

1. [solve chess puzzles](#)
2. [learn about chess](#)



3. [play chess with computer](#)
4. [play chess with friend](#)
5. [create your own chess games](#)
6. [fen viewer](#)
7. [fen editor](#)
8. [fen generator](#)
9. [pgn viewer](#)
10. [chess board editor](#)
11. [view famous chess games.](#)



Figure 1.12: Solve this puzzle online by scanning this QR code or go to the link below

<https://gbud.in/gkbjps2>

Read the latest article on Medium Chess puzzle # 0035 - Gain two rooks by scanning this QR code or click the link

Previous article : [« Medium Chess puzzle # 0034 - Gain rook](#)

Next article : [Medium chess puzzles »](#)

[Back to top](#)

[Contact Us](#)

© GBud Games 2021



## Medium Chess Puzzle # 0036

By

G Bud Games  
<https://gbud.in>

October 8, 2021

## Solution to medium chess puzzle 0036

At this puzzle, next **move** is by **Black**. The objective of the puzzle is to gain a piece.

See the interactive solution at the [puzzle page](#)

### Solution 1

**Initial board position** This is the initial board position of medium chess puzzle 0036.



Figure 3: Initial board position of medium chess puzzle 0036

**Move 1** Move by black



Figure 4: e4 - This is a pawn fork since the pawn attacks the knight and queen at the same time. This is also a decoy move since this opens the diagonal for the bishop

**Move 2** Move by white



Figure 5: Qxe4 - Queen fell into your trap set by the decoy move. Your opponent has not realised that this is a decoy move

**Move 3** Move by black



Figure 6: Ba3+ - This check is a discovered attack for the rook to queen. This forces the king to move so that the queen can not escape from the threat of your rook

**Move 4** Move by white



Figure 7: Kb1 - King escapes from the check

**Move 5** Move by black



Figure 8: Rxe4 - Rook captures the hanging queen which means it is not supported

### Right moves for the solution to the medium chess puzzle 0036

Based on the objective of the puzzle, you have to make the right moves. Following are the right moves

1. e4, Ba3+, Rxe4

### Explanation for the moves

1. e4 - This is a pawn fork since the pawn attacks the knight and queen at the same time. This is also a decoy move since this opens the diagonal for the bishop
2. Ba3+ - This check is a discovered attack for the rook to queen. This forces the king to move so that the queen can not escape from the threat of your rook
3. Rxe4 - Rook captures the hanging queen which means it is not supported
4. Qxe4 - Queen fell into your trap set by the decoy move. Your opponent has not realised that this is a decoy move
5. Kb1 - King escapes from the check
6. For right move - You combined fork and decoy move to gain the queen. Good strategy
7. For wrong move - You could have moved your pawn and gained the queen after giving a check. Do not stop trying

## Categories of medium chess puzzle 0036

This medium chess puzzle falls in these categories.

1. [Medium chess puzzles](#)
2. [Gain puzzles in chess](#)
3. [Fork puzzles in chess](#)
4. [Decoy puzzles in chess](#)
5. [Strategy puzzles in chess](#)

## How to view the solution to medium chess puzzle 0036

To view the [solution to this puzzle](#), follow the steps given below

1. Go to the [puzzle page](#)
2. Click the solution button (Key as shown [below](#)) to view the solution



Figure 9: Click the solution button to view solutions @ <https://gbud.in/g6wyks2>



## How to get help for moves in the medium chess puzzle 0036

To get help or the possible next moves in the puzzle, , follow the steps given below

1. Go to the [puzzle page](#)
2. Click the help button (exclamation mark as shown [below](#)) to get help or suggestion on next possible [move](#)



Figure 10: Click the help button to get help on next move @ <https://gbud.in/g6wyks2>



Figure 11: Solve more medium puzzles @ <https://gbud.in/chsmdpz>



Figure 12: Solve other puzzles @ <https://gbud.in/chsgppz>

## Play chess for free



Figure 13: Play chess online for free. Solve puzzles and play with friends

Play chess for free at <https://gbud.in/chs>

We present you a platform to play chess online with friends for free. No need to install any app. You can play chess for free without registration or login.

Simple. You can do several chess related activities.

1. [solve chess puzzles](#)
2. [learn about chess](#)
3. [play chess with computer](#)
4. [play chess with friend](#)
5. [create your own chess games](#)

6. [fen viewer](#)
7. [fen editor](#)
8. [fen generator](#)
9. [pgn viewer](#)
10. [chess board editor](#)
11. [view famous chess games.](#)



Figure 14: Solve this puzzle online by scanning this QR code or go to the link below

<https://gbud.in/g6wyks2>

Read the latest article on Medium Chess puzzle # 0036 - Gain a piece by scanning this QR code or click the link

Previous article : [« Medium Chess puzzle # 0035 - Gain two rooks](#)

Next article : [Medium chess puzzles »](#)

[Back to top](#)

[Contact Us](#)



## Medium Chess Puzzle # 0037

By

G Bud Games  
<https://gbud.in>

October 9, 2021

## Solution to medium chess puzzle 0037

At this puzzle, next **move** is by **White**. The objective of the puzzle is to will you capture the hanging bishop?

See the interactive solution at the [puzzle page](#)

### Solution 1

**Initial board position** This is the initial board position of medium chess puzzle 0037.



Figure 3: Initial board position of medium chess puzzle 0037

**Move 1** Move by black



Figure 4: Bxd4 - This sacrifice is a decoy move.

**Move 2** Move by white



Figure 5: Qa4+ - This check is also a queen fork on king and knight. If the knight does not move, you will gain it.

### Right moves for the solution to the medium chess puzzle 0037

Based on the objective of the puzzle, you have to make the right moves. Following are the right moves

1. Qa4+

## Explanation for the moves

1. Bxd4 - This sacrifice is a decoy move.
2. Qa4+ - This check is also a queen fork on king and knight. If the knight does not move, you will gain it.
3. For right move - You did not fall for the trap set by the opponent. If you have captured the hanging bishop, you would have lost your queen with the knight fork
4. For wrong move - Do not fall for the decoy move. The sacrifice of the bishop is to attract your queen to d4 so that the knight will capture after a knight fork

## Categories of medium chess puzzle 0037

This medium chess puzzle falls in these categories.

1. [Medium chess puzzles](#)
2. [Sacrifice puzzles in chess](#)
3. [Gain puzzles in chess](#)
4. [Fork puzzles in chess](#)
5. [Decoy puzzles in chess](#)
6. [Strategy puzzles in chess](#)

## How to view the solution to medium chess puzzle 0037

To view the [solution to this puzzle](#), follow the steps given below

1. Go to the [puzzle page](#)
2. Click the solution button (Key as shown [below](#)) to view the solution



Figure 6: Click the solution button to view solutions @ <https://gbud.in/gljcys2>

## How to get help for moves in the medium chess puzzle 0037

To get help or the possible next moves in the puzzle, , follow the steps given below

1. Go to the [puzzle page](#)
2. Click the help button (exclamation mark as shown [below](#)) to get help or suggestion on next possible [move](#)





Figure 7: Click the help button to get help on next move @ <https://gbud.in/g1jcys2>



Figure 8: Solve more medium puzzles @ <https://gbud.in/chsmdpz>



Figure 9: Solve other puzzles @ <https://gbud.in/chsgppz>

## Play chess for free

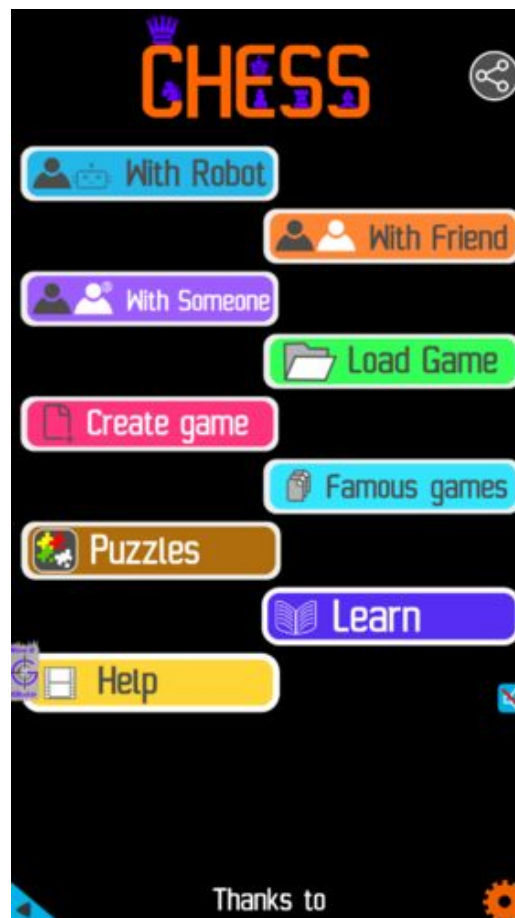


Figure 10: Play chess online for free. Solve puzzles and play with friends

Play chess for free at <https://gbud.in/chs>

We present you a platform to play chess online with friends for free. No need to install any app. You can play chess for free without registration or login.

Simple. You can do several chess related activities.

1. [solve chess puzzles](#)
2. [learn about chess](#)
3. [play chess with computer](#)
4. [play chess with friend](#)
5. [create your own chess games](#)
6. [fen viewer](#)
7. [fen editor](#)
8. [fen generator](#)
9. [pgn viewer](#)
10. [chess board editor](#)

11. [view famous chess games.](#)



Figure 11: Solve this puzzle online by scanning this QR code or go to the link below

<https://gbud.in/g1jcys2>

Read the latest article on Medium Chess puzzle # 0037 - Will you capture the hanging bishop? by scanning this QR code or click the link

Previous article : [« Medium Chess puzzle # 0036 - Gain a piece](#)

Next article : [Medium chess puzzles »](#)

[Back to top](#)

[Contact Us](#)

© GBud Games 2021



## Medium Chess Puzzle # 0038

By

G Bud Games  
<https://gbud.in>

October 10, 2021

## Solution to medium chess puzzle 0038

At this puzzle, next **move** is by **White**. The objective of the puzzle is to avoid checkmate in one move.

See the interactive solution at the [puzzle page](#)

### Solution 1

**Initial board position** This is the initial board position of medium chess puzzle 0038.



Figure 3: Initial board position of medium chess puzzle 0038

**Move 1** Move by white



Figure 4: O-O - This king side castling provides the additional support from rook to f2. Now even if f2 is attacked, you can capture the attacking piece with the rook and king can safely move to h1

### Right moves for the solution to the medium chess puzzle 0038

Based on the objective of the puzzle, you have to make the right moves. Following are the right moves

1. O-O

### Explanation for the moves

1. O-O - This king side castling provides the additional support from rook to f2. Now even if f2 is attacked, you can capture the attacking piece with the rook and king can safely move to h1
2. For right move - Your king side castling is a wise move that avoids the immediate checkmate
3. For wrong move - You could have castled and given additional protection to f2. Now the queen will checkmate

### Categories of medium chess puzzle 0038

This medium chess puzzle falls in these categories.

1. [Medium chess puzzles](#)
2. [Endgame puzzles in chess](#)

3. [Avoid checkmate puzzles in chess](#)
4. [Strategy puzzles in chess](#)

## How to view the solution to medium chess puzzle 0038

To view the [solution to this puzzle](#), follow the steps given below

1. Go to the [puzzle page](#)
2. Click the solution button (Key as shown [below](#)) to view the solution



Figure 5: Click the solution button to view solutions @ <https://gbud.in/gb49212>

## How to get help for moves in the medium chess puzzle 0038

To get help or the possible next moves in the puzzle, , follow the steps given below

1. Go to the [puzzle page](#)
2. Click the help button (exclamation mark as shown [below](#)) to get help or suggestion on next possible [move](#)



Figure 6: Click the help button to get help on next move @ <https://gbud.in/gb49212>



Figure 7: Solve more medium puzzles @ <https://gbud.in/chsmdpz>



Figure 8: Solve other puzzles @ <https://gbud.in/chsgppz>



## Play chess for free



Figure 9: Play chess online for free. Solve puzzles and play with friends

Play chess for free at <https://gbud.in/chs>

We present you a platform to play chess online with friends for free. No need to install any app. You can play chess for free without registration or login.

Simple. You can do several chess related activities.

1. [solve chess puzzles](#)
2. [learn about chess](#)
3. [play chess with computer](#)
4. [play chess with friend](#)
5. [create your own chess games](#)
6. [fen viewer](#)
7. [fen editor](#)
8. [fen generator](#)
9. [pgn viewer](#)
10. [chess board editor](#)

11. [view famous chess games.](#)



Figure 10: Solve this puzzle online by scanning this QR code or go to the link below

<https://gbud.in/gb49212>

Read the latest article on Medium Chess puzzle # 0038 - Avoid checkmate in one move by scanning this QR code or click the link

Previous article : [« Medium Chess puzzle # 0037 - Will you capture the hanging bishop?](#)

Next article : [Medium chess puzzles »](#)

[Back to top](#)

[Contact Us](#)

© GBud Games 2021



## Medium Chess Puzzle # 0039

By

G Bud Games  
<https://gbud.in>

October 12, 2021

1.22	Solve other puzzles @ <a href="https://gbud.in/chsgppz">https://gbud.in/chsgppz</a> . . . . .	24
1.23	Play chess online for free. Solve puzzles and play with friends	25
1.24	Solve this puzzle online by scanning this QR code or go to the link below . . . . .	26

# Chapter 1

## Medium Chess puzzle # 0039 - Mate in 2 moves

Solve this medium chess puzzle and improve your chess games through improvement of your chess strategies and chess tactics.

Puzzle No : 0039

Difficulty level : medium

Description : Mate in 2 moves

Next Move : White

Player level : Intermediate

Short URL for puzzle : <https://gbud.in/gnq3y02>

## 1.1 Medium chess puzzle 0039




Figure 1.1: Solve this medium chess puzzle 0039. Mate in 2 moves @ <https://gbud.in/gnq3y02>



Figure 1.2: Solve this medium chess puzzle online with solution @ <https://gbud.in/gnq3y02>

## 1.2 Solution to medium chess puzzle 0039

At this puzzle, next **move** is by **White**. The objective of the puzzle is to mate in 2 moves.

See the interactive solution at the [puzzle page](#)

## 1.2.1 Solution 1

### 1.2.1.1 Initial board position

This is the initial board position of medium chess puzzle 0039.




Figure 1.3: Initial board position of medium chess puzzle 0039

### 1.2.1.2 Move 1

Move by white




Figure 1.4: Ra8+ - This is a sacrifice or zugzwang move to deflect the knight from b6

### 1.2.1.3 Move 2

Move by black






Figure 1.5: Nc8+ - Knight blocks the check and gives check to you

### 1.2.1.4 Move 3

Move by white




Figure 1.6: Rxc8# - Rook captures the knight and checkmate. Rook can not be captured since it is supported by the queen

## 1.2.2 Solution 2

### 1.2.2.1 Initial board position

This is the initial board position of medium chess puzzle 0039.




Figure 1.7: Initial board position of medium chess puzzle 0039

### 1.2.2.2 Move 1

Move by white




Figure 1.8: Ra8+ - This is a sacrifice or zugzwang move to deflect the knight from b6

### 1.2.2.3 Move 2

Move by black




Figure 1.9: Nc8+ - Knight blocks the check and gives check to you

### 1.2.2.4 Move 3

Move by white




Figure 1.10: Qxc8# - Queen captures the knight and checkmate. Queen can not be captured since it is supported by the rook

### 1.2.3 Solution 3

#### 1.2.3.1 Initial board position

This is the initial board position of medium chess puzzle 0039.




Figure 1.11: Initial board position of medium chess puzzle 0039

### 1.2.3.2 Move 1

Move by white




Figure 1.12: Ra8+ - This is a sacrifice or zugzwang move to deflect the knight from b6

### 1.2.3.3 Move 2

Move by black






Figure 1.13: Nxa8 - Knight captures the rook

### 1.2.3.4 Move 3

Move by white




Figure 1.14: Qd7# - King has no free squares to move and ends in a checkmate

## 1.2.4 Solution 4

### 1.2.4.1 Initial board position

This is the initial board position of medium chess puzzle 0039.




Figure 1.15: Initial board position of medium chess puzzle 0039

### 1.2.4.2 Move 1

Move by white




Figure 1.16: Rd7+ - This is a sacrifice move

### 1.2.4.3 Move 2

Move by black




Figure 1.17: Nxd7 - Knight captures the rook

#### 1.2.4.4 Move 3

Move by white




Figure 1.18: Qxd7# - King has no free squares to move and ends in a checkmate

### 1.2.5 Right moves for the solution to the medium chess puzzle 0039

Based on the objective of the puzzle, you have to make the right moves. Following are the right moves

1. Ra8+, Rxc8#
2. Ra8+, Qxc8#
3. Ra8+, Qd7#
4. Rd7+, Qxd7#

### 1.2.6 Explanation for the moves

1. Ra8+ - This is a sacrifice or zugzwang move to deflect the knight from b6
2. Rxc8# - Rook captures the knight and checkmate. Rook can not be captured since it is supported by the queen
3. Qxc8# - Queen captures the knight and checkmate. Queen can not be captured since it is supported by the rook
4. Qd7# - King has no free squares to move and ends in a checkmate

5. Qxd7# - King has no free squares to move and ends in a checkmate
6. Rd7+ - This is a sacrifice move
7. Nc8+ - Knight blocks the check and gives check to you
8. Nxa8 - Knight captures the rook
9. Nxd7 - Knight captures the rook
10. For right move - You have given the best moves. Keep winning
11. For wrong move - You should have utilised the power of queen and rook. Try again

## 1.3 Categories of medium chess puzzle 0039

This medium chess puzzle falls in these categories.

1. [Medium chess puzzles](#)
2. [Sacrifice puzzles in chess](#)
3. [Mate in 2 puzzles in chess](#)
4. [Endgame puzzles in chess](#)
5. [Strategy puzzles in chess](#)
6. [Zugzwang puzzles in chess](#)

## 1.4 How to view the solution to medium chess puzzle 0039

To view the [solution to this puzzle](#), follow the steps given below

1. Go to the [puzzle page](#)
2. Click the solution button (Key as shown [below](#)) to view the solution



Figure 1.19: Click the solution button to view solutions @ <https://gbud.in/gnq3y02>

## 1.5 How to get help for moves in the medium chess puzzle 0039

To get help or the possible next moves in the puzzle, , follow the steps given below

1. Go to the [puzzle page](#)
2. Click the help button (exclamation mark as shown [below](#)) to get help or suggestion on next possible [move](#)





Figure 1.20: Click the help button to get help on next move @ <https://gbud.in/gnq3y02>



Figure 1.21: Solve more medium puzzles @ <https://gbud.in/chsmdpz>



Figure 1.22: Solve other puzzles @ <https://gbud.in/chsgppz>

## 1.6 Play chess for free



Figure 1.23: Play chess online for free. Solve puzzles and play with friends

Play chess for free at <https://gbud.in/chs>

We present you a platform to [play chess online with friends for free](#). No need to install any app. You can [play chess for free without registration or login](#).

Simple. You can do several chess related activities.

1. [solve chess puzzles](#)
2. [learn about chess](#)
3. [play chess with computer](#)
4. [play chess with friend](#)
5. [create your own chess games](#)
6. [fen viewer](#)
7. [fen editor](#)
8. [fen generator](#)
9. [pgn viewer](#)
10. [chess board editor](#)
11. [view famous chess games](#).



Figure 1.24: Solve this puzzle online by scanning this QR code or go to the link below

<https://gbud.in/gnq3y02>

Read the latest article on Medium Chess puzzle # 0039 - Mate in 2 moves by scanning this QR code or click the link

Previous article : [« Medium Chess puzzle # 0038 - Avoid checkmate in one move](#)

Next article : [Medium Chess puzzle # 0040 - Mate in 2 moves »](#)

[Back to top](#)

[Contact Us](#)

© GBud Games 2021



## Medium Chess Puzzle # 0040

By

G Bud Games  
<https://gbud.in>

October 12, 2021

# Chapter 1

## Medium Chess puzzle # 0040 - Mate in 2 moves

Solve this medium chess puzzle and improve your chess games through improvement of your chess strategies and chess tactics.

Puzzle No : 0040

Difficulty level : medium

Description : Mate in 2 moves

Next Move : White

Player level : Intermediate

Short URL for puzzle : <https://gbud.in/g1cg8t2>

## 1.1 Medium chess puzzle 0040



Figure 1.1: Solve this medium chess puzzle 0040. Mate in 2 moves @ <https://gbud.in/g1cg8t2>



Figure 1.2: Solve this medium chess puzzle online with solution @ <https://gbud.in/g1cg8t2>

## 1.2 Solution to medium chess puzzle 0040

At this puzzle, next **move** is by **White**. The objective of the puzzle is to mate in 2 moves.

See the interactive solution at the [puzzle page](#)

## 1.2.1 Solution 1

### 1.2.1.1 Initial board position

This is the initial board position of medium chess puzzle 0040.




Figure 1.3: Initial board position of medium chess puzzle 0040

### 1.2.1.2 Move 1

Move by white




Figure 1.4: Rb1+ - This is to force the king to move to a8

### 1.2.1.3 Move 2

Move by black






Figure 1.5: Ka8 - King moves to a8 since this is the only square available

### 1.2.1.4 Move 3

Move by white




Figure 1.6: Bb7+ - This bishop can not be captured since this is supported by the rook

#### 1.2.1.5 Move 4

Move by black




Figure 1.7: Kb8 - King moves to b8 since this is the only square available

### 1.2.1.6 Move 5

Move by white




Figure 1.8: Bxc6# - This is a discovered check and ends in a checkmate. This is called Pillsbury's mate

### 1.2.2 Right moves for the solution to the medium chess puzzle 0040

Based on the objective of the puzzle, you have to make the right moves. Following are the right moves

1. Rb1+, Bb7+, Bxc6#

### 1.2.3 Explanation for the moves

1. Rb1+ - This is to force the king to move to a8
2. Bb7+ - This bishop can not be captured since this is supported by the rook
3. Bxc6# - This is a discovered check and ends in a checkmate. This is called Pillsbury's mate
4. Ka8 - King moves to a8 since this is the only square available
5. Kb8 - King moves to b8 since this is the only square available
6. For right move - You have used the discovered check effectively to end the game. continue solving puzzles.

7. For wrong move - You could have used the rook and bishop to win the game. Keep trying

## 1.3 Categories of medium chess puzzle 0040

This medium chess puzzle falls in these categories.

1. [Medium chess puzzles](#)
2. [Mate in 2 puzzles in chess](#)
3. [Endgame puzzles in chess](#)
4. [Strategy puzzles in chess](#)
5. [Mate pattern puzzles in chess](#)

## 1.4 How to view the solution to medium chess puzzle 0040

To view the [solution to this puzzle](#), follow the steps given below

1. Go to the [puzzle page](#)
2. Click the solution button (Key as shown [below](#)) to view the solution



Figure 1.9: Click the solution button to view solutions @ <https://gbud.in/g1cg8t2>

## 1.5 How to get help for moves in the medium chess puzzle 0040

To get help or the possible next moves in the puzzle, , follow the steps given below

1. Go to the [puzzle page](#)
2. Click the help button (exclamation mark as shown [below](#)) to get help or suggestion on next possible [move](#)



Figure 1.10: Click the help button to get help on next move @ <https://gbud.in/g1cg8t2>



Figure 1.11: Solve more medium puzzles @ <https://gbud.in/chsmdpz>



Figure 1.12: Solve other puzzles @ <https://gbud.in/chsgppz>

## 1.6 Play chess for free



Figure 1.13: Play chess online for free. Solve puzzles and play with friends

Play chess for free at <https://gbud.in/chs>

We present you a platform to play chess online with friends for free. No need to install any app. You can play chess for free without registration or login.

Simple. You can do several chess related activities.

1. [solve chess puzzles](#)
2. [learn about chess](#)

3. [play chess with computer](#)
4. [play chess with friend](#)
5. [create your own chess games](#)
6. [fen viewer](#)
7. [fen editor](#)
8. [fen generator](#)
9. [pgn viewer](#)
10. [chess board editor](#)
11. [view famous chess games.](#)



Figure 1.14: Solve this puzzle online by scanning this QR code or go to the link below

<https://gbud.in/g1cg8t2>

Read the latest article on Medium Chess puzzle # 0040 - Mate in 2 moves by scanning this QR code or click the link

Previous article : [« Medium Chess puzzle # 0039 - Mate in 2 moves](#)

Next article : [Medium Chess puzzle # 0041 - Mate in 2 moves »](#)



[Back to top](#)

[Contact Us](#)

© GBud Games 2021



## Medium Chess Puzzle # 0041

By

G Bud Games  
<https://gbud.in>

October 12, 2021

# Chapter 1

## Medium Chess puzzle # 0041 - Mate in 2 moves

Solve this medium chess puzzle and improve your chess games through improvement of your chess strategies and chess tactics.

Puzzle No : 0041

Difficulty level : medium

Description : Mate in 2 moves

Next Move : White

Player level : Intermediate

Short URL for puzzle : <https://gbud.in/ghbfrv2>

## 1.1 Medium chess puzzle 0041




Figure 1.1: Solve this medium chess puzzle 0041. Mate in 2 moves @ <https://gbud.in/ghbfrv2>



Figure 1.2: Solve this medium chess puzzle online with solution @ <https://gbud.in/ghbfrv2>

## 1.2 Solution to medium chess puzzle 0041

At this puzzle, next **move** is by **White**. The objective of the puzzle is to mate in 2 moves.

See the interactive solution at the [puzzle page](#)

## 1.2.1 Solution 1

### 1.2.1.1 Initial board position

This is the initial board position of medium chess puzzle 0041.




Figure 1.3: Initial board position of medium chess puzzle 0041

### 1.2.1.2 Move 1

Move by white



Figure 1.4: Rxd6 - This is a sacrifice move to attract the bishop to move from f8. This is a deflection move

### 1.2.1.3 Move 2

Move by black




Figure 1.5: Bxd6 - Opponent fell for the trap. The bishop left its guard to g7. This is a poor move

### 1.2.1.4 Move 3

Move by white




Figure 1.6:  $Qxg7\#$  - The queen can not be captured since it is supported by the rook. This is a checkmate

### 1.2.2 Right moves for the solution to the medium chess puzzle 0041

Based on the objective of the puzzle, you have to make the right moves. Following are the right moves

1.  $Rxd6$ ,  $Qxg7\#$

### 1.2.3 Explanation for the moves

1.  $Rxd6$  - This is a sacrifice move to attract the bishop to move from f8. This is a deflection move
2.  $Qxg7\#$  - The queen can not be captured since it is supported by the rook. This is a checkmate
3.  $Bxd6$  - Opponent fell for the trap. The bishop left its guard to g7. This is a poor move
4. For right move - You won the game after the sacrifice of the rook. Good moves
5. For wrong move - You could have sacrificed one of your rooks and end the game. Try again



## 1.3 Categories of medium chess puzzle 0041

This medium chess puzzle falls in these categories.

1. [Medium chess puzzles](#)
2. [Sacrifice puzzles in chess](#)
3. [Mate in 2 puzzles in chess](#)
4. [Endgame puzzles in chess](#)
5. [Strategy puzzles in chess](#)

## 1.4 How to view the solution to medium chess puzzle 0041

To view the [solution to this puzzle](#), follow the steps given below

1. Go to the [puzzle page](#)
2. Click the solution button (Key as shown [below](#)) to view the solution



Figure 1.7: Click the solution button to view solutions @ <https://gbud.in/ghbfrv2>

## 1.5 How to get help for moves in the medium chess puzzle 0041

To get help or the possible next moves in the puzzle, , follow the steps given below

1. Go to the [puzzle page](#)
2. Click the help button (exclamation mark as shown [below](#)) to get help or suggestion on next possible [move](#)



Figure 1.8: Click the help button to get help on next move @ <https://gbud.in/ghbfrv2>



Figure 1.9: Solve more medium puzzles @ <https://gbud.in/chsmdpz>



Figure 1.10: Solve other puzzles @ <https://gbud.in/chsgppz>

## 1.6 Play chess for free



Figure 1.11: Play chess online for free. Solve puzzles and play with friends

Play chess for free at <https://gbud.in/chs>

We present you a platform to play chess online with friends for free. No need to install any app. You can play chess for free without registration or login.

Simple. You can do several chess related activities.

1. [solve chess puzzles](#)
2. [learn about chess](#)

3. [play chess with computer](#)
4. [play chess with friend](#)
5. [create your own chess games](#)
6. [fen viewer](#)
7. [fen editor](#)
8. [fen generator](#)
9. [pgn viewer](#)
10. [chess board editor](#)
11. [view famous chess games.](#)



Figure 1.12: Solve this puzzle online by scanning this QR code or go to the link below

<https://gbud.in/ghbfrv2>

Read the latest article on Medium Chess puzzle # 0041 - Mate in 2 moves by scanning this QR code or click the link

Previous article : [« Medium Chess puzzle # 0040 - Mate in 2 moves](#)

Next article : [Medium chess puzzles »](#)

[Back to top](#)

[Contact Us](#)

© GBud Games 2021



## Medium Chess Puzzle # 0042

By

G Bud Games  
<https://gbud.in>

October 14, 2021

## Solution to medium chess puzzle 0042

At this puzzle, next **move** is by **Black**. The objective of the puzzle is to gain queen.

See the interactive solution at the [puzzle page](#)

### Solution 1

**Initial board position** This is the initial board position of medium chess puzzle 0042.



Figure 3: Initial board position of medium chess puzzle 0042

**Move 1** Move by black



Figure 4: Re1+ - This is a deflection sacrifice and zugzwang move to force the rook to leave d1 where it is supporting the queen

**Move 2** Move by white



Figure 5: Rxe1 - This is the only legal move available since king is blocked by friendly pieces

**Move 3** Move by black





Figure 6: Qxd4 - Queen captures the hanging queen as the support to the opponent's queen is removed

### **Right moves for the solution to the medium chess puzzle 0042**

Based on the objective of the puzzle, you have to make the right moves. Following are the right moves

1. Re1+, Qxd4

### **Explanation for the moves**

1. Re1+ - This is a deflection sacrifice and zugzwang move to force the rook to leave d1 where it is supporting the queen
2. Qxd4 - Queen captures the hanging queen as the support to the opponent's queen is removed
3. Rxe1 - This is the only legal move available since king is blocked by friendly pieces
4. For right move - You lost the rook but gained the queen. It is a good sacrifice and a gain.
5. For wrong move - You could have used deflection sacrifice of the rook and gained the queen. Try again

### **Categories of medium chess puzzle 0042**

This medium chess puzzle falls in these categories.

1. [Medium chess puzzles](#)
2. [Sacrifice puzzles in chess](#)
3. [Gain puzzles in chess](#)
4. [Strategy puzzles in chess](#)
5. [Zugzwang puzzles in chess](#)

## How to view the solution to medium chess puzzle 0042

To view the [solution to this puzzle](#), follow the steps given below

1. Go to the [puzzle page](#)
2. Click the solution button (Key as shown [below](#)) to view the solution



Figure 7: Click the solution button to view solutions @ <https://gbud.in/grsrpw2>

## How to get help for moves in the medium chess puzzle 0042

To get help or the possible next moves in the puzzle, , follow the steps given below

1. Go to the [puzzle page](#)

2. Click the help button (exclamation mark as shown [below](#)) to get help or suggestion on next possible [move](#)



Figure 8: Click the help button to get help on next move @ <https://gbud.in/grsrpw2>



Figure 9: Solve more medium puzzles @ <https://gbud.in/chsmdpz>



Figure 10: Solve other puzzles @ <https://gbud.in/chsgppz>

## Play chess for free

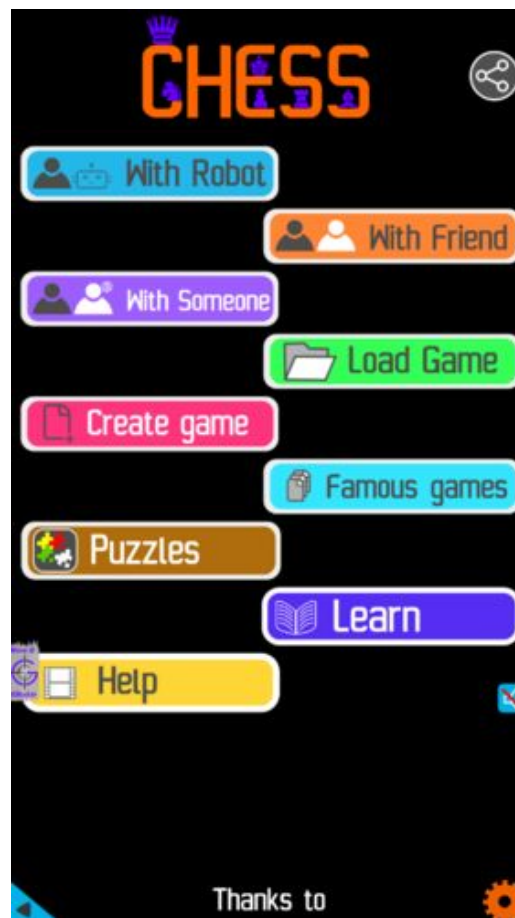


Figure 11: Play chess online for free. Solve puzzles and play with friends

Play chess for free at <https://gbud.in/chs>

We present you a platform to play chess online with friends for free. No need to install any app. You can play chess for free without registration or login.

Simple. You can do several chess related activities.

1. [solve chess puzzles](#)
2. [learn about chess](#)
3. [play chess with computer](#)
4. [play chess with friend](#)
5. [create your own chess games](#)
6. [fen viewer](#)
7. [fen editor](#)
8. [fen generator](#)
9. [pgn viewer](#)
10. [chess board editor](#)

11. [view famous chess games.](#)



Figure 12: Solve this puzzle online by scanning this QR code or go to the link below

<https://gbud.in/grsrpw2>

Read the latest article on Medium Chess puzzle # 0042 - Gain Queen by scanning this QR code or click the link

Previous article : [« Medium Chess puzzle # 0041 - Mate in 2 moves](#)

Next article : [Medium chess puzzles »](#)

[Back to top](#)

[Contact Us](#)

© GBud Games 2021



## Medium Chess Puzzle # 0043

By

G Bud Games  
<https://gbud.in>

October 15, 2021

## Solution to medium chess puzzle 0043

At this puzzle, next **move** is by **White**. The objective of the puzzle is to promote your pawn.

See the interactive solution at the [puzzle page](#)

### Solution 1

**Initial board position** This is the initial board position of medium chess puzzle 0043.




Figure 3: Initial board position of medium chess puzzle 0043

**Move 1** Move by white




Figure 4: g7 - This is a zugzwang move as the pawn threatens the knight to leave from f8

**Move 2** Move by black




Figure 5: Nd7 - Knight is responding to the threat

**Move 3** Move by white






Figure 6: g8=Q+ - Pawn is promoted to queen

### Right moves for the solution to the medium chess puzzle 0043

Based on the objective of the puzzle, you have to make the right moves. Following are the right moves

1. g7, g8=Q+

### Explanation for the moves

1. g7 - This is a zugzwang move as the pawn threatens the knight to leave from f8
2. g8=Q+ - Pawn is promoted to queen
3. Nd7 - Knight is responding to the threat
4. For right move - You have threatened the knight and promoted your pawn. Good strategy
5. For wrong move - You could have threatened the knight and promoted the pawn. Try again

### Categories of medium chess puzzle 0043

This medium chess puzzle falls in these categories.

1. [Medium chess puzzles](#)
2. [Promotion puzzles in chess](#)
3. [Strategy puzzles in chess](#)

#### 4. Zugzwang puzzles in chess

### How to view the solution to medium chess puzzle 0043

To view the [solution to this puzzle](#), follow the steps given below

1. Go to the [puzzle page](#)
2. Click the solution button (Key as shown [below](#)) to view the solution



Figure 7: Click the solution button to view solutions @ <https://gbud.in/gw6q3l2>

### How to get help for moves in the medium chess puzzle 0043

To get help or the possible next moves in the puzzle, , follow the steps given below

1. Go to the [puzzle page](#)
2. Click the help button (exclamation mark as shown [below](#)) to get help or suggestion on next possible [move](#)



Figure 8: Click the help button to get help on next move @ <https://gbud.in/gw6q3l2>



Figure 9: Solve more medium puzzles @ <https://gbud.in/chsmdpz>



Figure 10: Solve other puzzles @ <https://gbud.in/chsgppz>

## Play chess for free

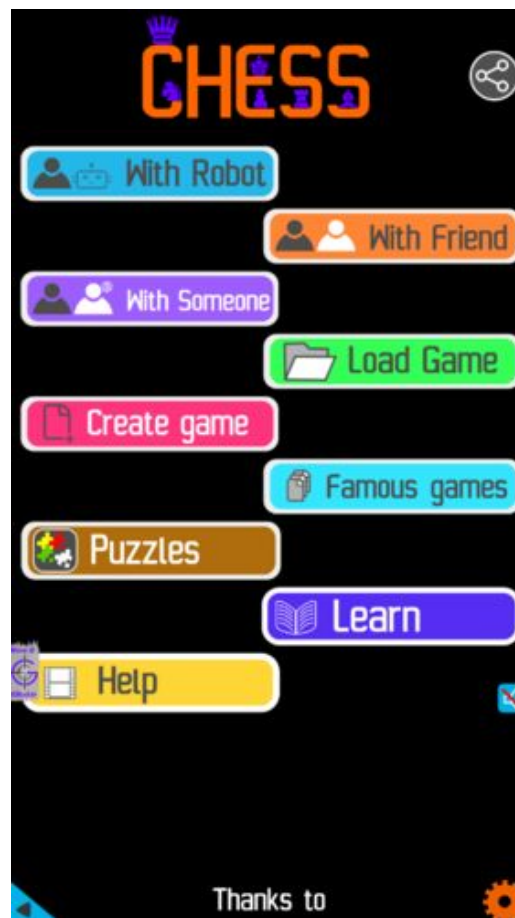


Figure 11: Play chess online for free. Solve puzzles and play with friends

Play chess for free at <https://gbud.in/chs>

We present you a platform to play chess online with friends for free. No need to install any app. You can play chess for free without registration or login.

Simple. You can do several chess related activities.

1. [solve chess puzzles](#)
2. [learn about chess](#)
3. [play chess with computer](#)
4. [play chess with friend](#)
5. [create your own chess games](#)
6. [fen viewer](#)
7. [fen editor](#)
8. [fen generator](#)
9. [pgn viewer](#)
10. [chess board editor](#)

11. [view famous chess games.](#)



Figure 12: Solve this puzzle online by scanning this QR code or go to the link below

<https://gbud.in/gw6q3l2>

Read the latest article on Medium Chess puzzle # 0043 - Promote your pawn by scanning this QR code or click the link

Previous article : [« Medium Chess puzzle # 0042 - Gain Queen](#)

Next article : [Medium chess puzzles »](#)

[Back to top](#)

[Contact Us](#)

© GBud Games 2021



## Medium Chess Puzzle # 0044

By

G Bud Games  
<https://gbud.in>

October 16, 2021

## Solution to medium chess puzzle 0044

At this puzzle, next **move** is by **White**. The objective of the puzzle is to gain a piece.

See the interactive solution at the [puzzle page](#)

### Solution 1

**Initial board position** This is the initial board position of medium chess puzzle 0044.



Figure 3: Initial board position of medium chess puzzle 0044

**Move 1** Move by white



Figure 4: Bxa6 - This capture remove the protection to c7. If the queen does not respond, you can gain the queen in next move by giving a knight fork at c7 in next move

**Move 2** Move by black



Figure 5: Qd6 - Opponent realised the threat and gave support to c7

**Move 3** Move by white





Figure 6: Bb5 - Since the opponent realised and gave support to c7, the bishop comes back to initial position. You have gained a free piece

### Right moves for the solution to the medium chess puzzle 0044

Based on the objective of the puzzle, you have to make the right moves. Following are the right moves

1. Bxa6, Bb5

### Explanation for the moves

1. Bxa6 - This capture remove the protection to c7. If the queen does not respond, you can gain the queen in next move by giving a knight fork at c7 in next move
2. Bb5 - Since the opponent realised and gave support to c7, the bishop comes back to initial position. You have gained a free piece
3. Qd6 - Opponent realised the threat and gave support to c7
4. For right move - You threatened the opponent with a future knight fork and gained a knight. Good strategy
5. For wrong move - You could have gained the knight. Try to capture it and threaten the opponent

### Categories of medium chess puzzle 0044

This medium chess puzzle falls in these categories.

1. [Medium chess puzzles](#)
2. [Gain puzzles in chess](#)
3. [Strategy puzzles in chess](#)

## How to view the solution to medium chess puzzle 0044

To view the [solution to this puzzle](#), follow the steps given below

1. Go to the [puzzle page](#)
2. Click the solution button (Key as shown [below](#)) to view the solution



Figure 7: Click the solution button to view solutions @ <https://gbud.in/g7d6yf2>

## How to get help for moves in the medium chess puzzle 0044

To get help or the possible next moves in the puzzle, , follow the steps given below

1. Go to the [puzzle page](#)
2. Click the help button (exclamation mark as shown [below](#)) to get help or suggestion on next possible [move](#)



Figure 8: Click the help button to get help on next move @ <https://gbud.in/g7d6yf2>



Figure 9: Solve more medium puzzles @ <https://gbud.in/chsmdpz>



Figure 10: Solve other puzzles @ <https://gbud.in/chsgppz>

## Play chess for free

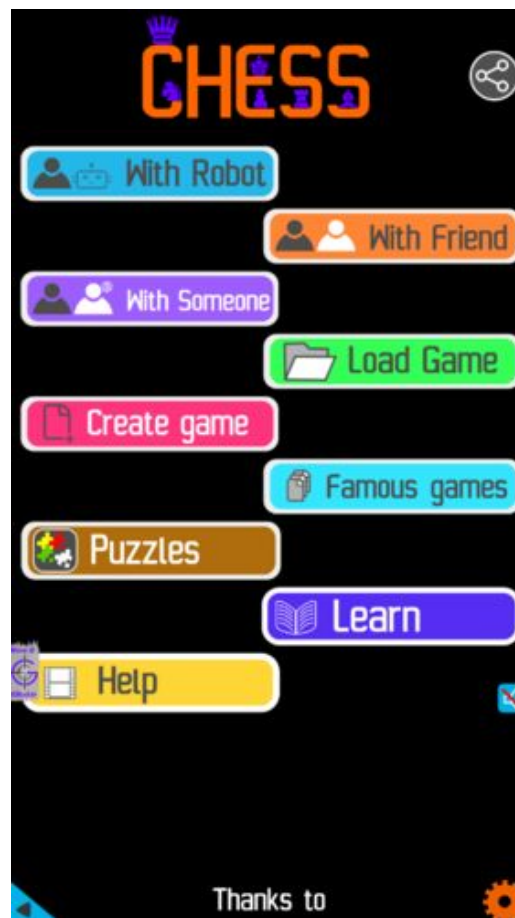


Figure 11: Play chess online for free. Solve puzzles and play with friends

Play chess for free at <https://gbud.in/chs>

We present you a platform to play chess online with friends for free. No need to install any app. You can play chess for free without registration or login.

Simple. You can do several chess related activities.

1. [solve chess puzzles](#)
2. [learn about chess](#)
3. [play chess with computer](#)
4. [play chess with friend](#)
5. [create your own chess games](#)
6. [fen viewer](#)
7. [fen editor](#)
8. [fen generator](#)
9. [pgn viewer](#)
10. [chess board editor](#)

11. [view famous chess games.](#)



Figure 12: Solve this puzzle online by scanning this QR code or go to the link below

<https://gbud.in/g7d6yf2>

Read the latest article on Medium Chess puzzle # 0044 - Gain a piece by scanning this QR code or click the link

Previous article : [« Medium Chess puzzle # 0043 - Promote your pawn](#)

Next article : [Medium chess puzzles »](#)

[Back to top](#)

[Contact Us](#)

© GBud Games 2021



## Medium Chess Puzzle # 0045

By

G Bud Games  
<https://gbud.in>

October 17, 2021

## Solution to medium chess puzzle 0045

At this puzzle, next [move](#) is by [Black](#). The objective of the puzzle is to mate in 2 moves.

See the interactive solution at the [puzzle page](#)

### Solution 1

**Initial board position** This is the initial board position of medium chess puzzle 0045.



Figure 3: Initial board position of medium chess puzzle 0045

**Move 1** Move by black



Figure 4: Ra3+ - This sacrifice is to attract or force the bishop to a3. This is a zugzwang move

**Move 2** Move by white



Figure 5: Bxa3 - Bishop captures the rook as this is the only move available to escape the check threat

**Move 3** Move by black





Figure 6: Qxa3# - Queen captures the bishop and checkmate. King can not capture the queen as it is supported by the knight

### Right moves for the solution to the medium chess puzzle 0045

Based on the objective of the puzzle, you have to make the right moves. Following are the right moves

1. Ra3+, Qxa3#

### Explanation for the moves

1. Ra3+ - This sacrifice is to attract or force the bishop to a3. This is a zugzwang move
2. Qxa3# - Queen captures the bishop and checkmate. King can not capture the queen as it is supported by the knight
3. Bxa3 - Bishop captures the rook as this is the only move available to escape the check threat
4. For right move - You have used your knight and queen effectively. Nice strategy
5. For wrong move - You could have used the queen and the rook to checkmate. Do not stop trying

### Categories of medium chess puzzle 0045

This medium chess puzzle falls in these categories.

1. [Medium chess puzzles](#)
2. [Sacrifice puzzles in chess](#)
3. [Mate in 2 puzzles in chess](#)
4. [Endgame puzzles in chess](#)
5. [Strategy puzzles in chess](#)
6. [Zugzwang puzzles in chess](#)

## How to view the solution to medium chess puzzle 0045

To view the [solution to this puzzle](#), follow the steps given below

1. Go to the [puzzle page](#)
2. Click the solution button (Key as shown [below](#)) to view the solution



Figure 7: Click the solution button to view solutions @ <https://gbud.in/gb0bx62>

## How to get help for moves in the medium chess puzzle 0045

To get help or the possible next moves in the puzzle, , follow the steps given below

1. Go to the [puzzle page](#)

2. Click the help button (exclamation mark as shown [below](#)) to get help or suggestion on next possible [move](#)



Figure 8: Click the help button to get help on next move @ <https://gbud.in/gb0bx62>



Figure 9: Solve more medium puzzles @ <https://gbud.in/chsmdpz>



Figure 10: Solve other puzzles @ <https://gbud.in/chsgppz>

## Play chess for free

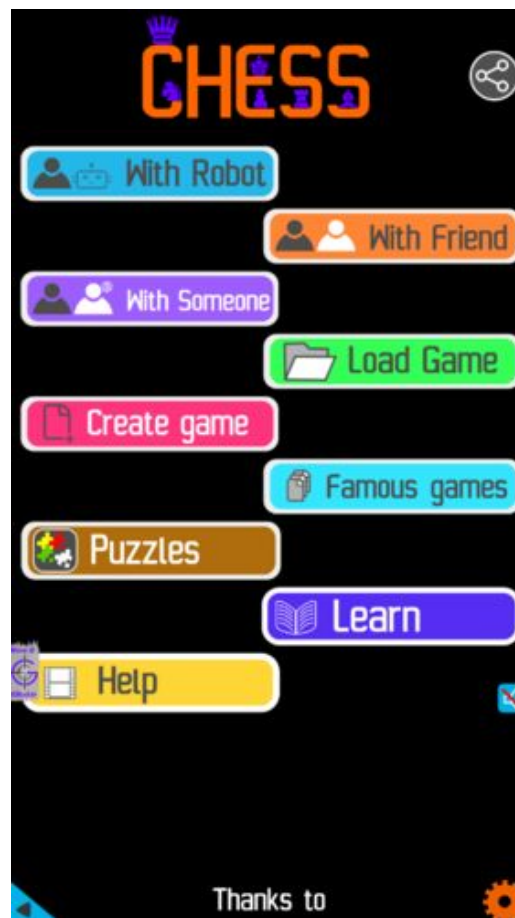


Figure 11: Play chess online for free. Solve puzzles and play with friends

Play chess for free at <https://gbud.in/chs>

We present you a platform to play chess online with friends for free. No need to install any app. You can play chess for free without registration or login.

Simple. You can do several chess related activities.

1. [solve chess puzzles](#)
2. [learn about chess](#)
3. [play chess with computer](#)
4. [play chess with friend](#)
5. [create your own chess games](#)
6. [fen viewer](#)
7. [fen editor](#)
8. [fen generator](#)
9. [pgn viewer](#)
10. [chess board editor](#)

11. [view famous chess games.](#)



Figure 12: Solve this puzzle online by scanning this QR code or go to the link below

<https://gbud.in/gb0bx62>

Read the latest article on Medium Chess puzzle # 0045 - Mate in 2 moves by scanning this QR code or click the link

Previous article : [« Medium Chess puzzle # 0044 - Gain a piece](#)

Next article : [Medium chess puzzles »](#)

[Back to top](#)

[Contact Us](#)

© GBud Games 2021



## Medium Chess Puzzle # 0046

By

G Bud Games  
<https://gbud.in>

October 18, 2021

## Solution to medium chess puzzle 0046

At this puzzle, next **move** is by **White**. The objective of the puzzle is to mate in 3 moves.

See the interactive solution at the [puzzle page](#)

### Solution 1

**Initial board position** This is the initial board position of medium chess puzzle 0046.



Figure 3: Initial board position of medium chess puzzle 0046

**Move 1** Move by white



Figure 4: Qxg7+ - This sacrifice of the queen breaks the pawn structure before the castled king

**Move 2** Move by black



Figure 5: Kxg7 - Opponent's king is forced to capture your queen. This is a zugzwang move

**Move 3** Move by white





Figure 6: Ne6+ - This is a double discovered check as both knight and bishop are giving check

**Move 4** Move by black



Figure 7: Kg8 - This is the only legal move available to escape from the double discovered check

**Move 5** Move by white



Figure 8: Rg3# - King has no free squares to move as the squares are blocked by friendly pieces. This is a checkmate

### Right moves for the solution to the medium chess puzzle 0046

Based on the objective of the puzzle, you have to make the right moves. Following are the right moves

1. Qxg7+, Ne6+, Rg3#

### Explanation for the moves

1. Qxg7+ - This sacrifice of the queen breaks the pawn structure before the castled king
2. Kxg7 - Opponent's king is forced to capture your queen. This is a zugzwang move
3. Ne6+ - This is a double discovered check as both knight and bishop are giving check
4. Rg3# - King has no free squares to move as the squares are blocked by friendly pieces. This is a checkmate
5. Kg8 - This is the only legal move available to escape from the double discovered check
6. For right move - Your combination of sacrifice and double discovered check helped you win the game. Keep it up
7. For wrong move - You could have won after the sacrifice of the queen and a double discovered check. Try again

## Categories of medium chess puzzle 0046

This medium chess puzzle falls in these categories.

1. [Medium chess puzzles](#)
2. [Sacrifice puzzles in chess](#)
3. [Mate in 3 puzzles in chess](#)
4. [Endgame puzzles in chess](#)
5. [Strategy puzzles in chess](#)
6. [Zugzwang puzzles in chess](#)

## How to view the solution to medium chess puzzle 0046

To view the [solution to this puzzle](#), follow the steps given below

1. Go to the [puzzle page](#)
2. Click the solution button (Key as shown [below](#)) to view the solution



Figure 9: Click the solution button to view solutions @ <https://gbud.in/g5sz112>

## How to get help for moves in the medium chess puzzle 0046

To get help or the possible next moves in the puzzle, , follow the steps given below

1. Go to the [puzzle page](#)
2. Click the help button (exclamation mark as shown [below](#)) to get help or suggestion on next possible [move](#)



Figure 10: Click the help button to get help on next move @ <https://gbud.in/g5sz112>



Figure 11: Solve more medium puzzles @ <https://gbud.in/chsmdpz>



Figure 12: Solve other puzzles @ <https://gbud.in/chsgppz>

## Play chess for free

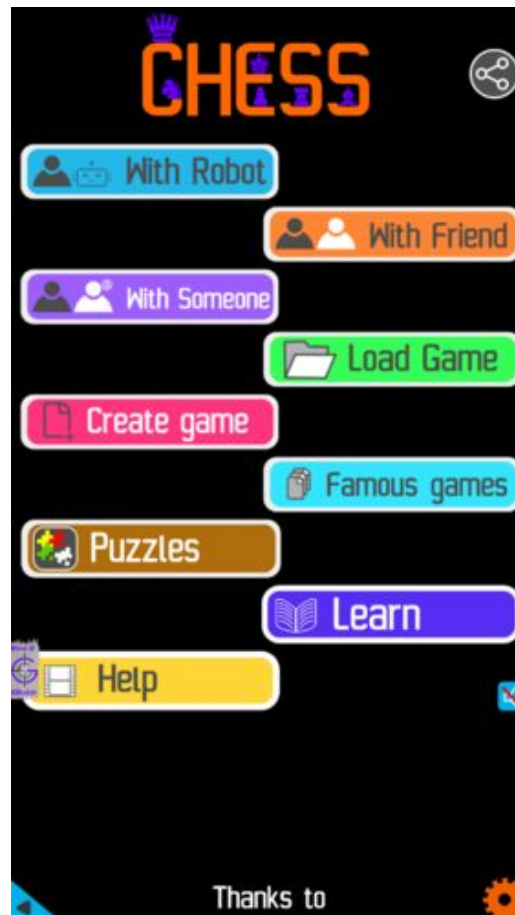


Figure 13: Play chess online for free. Solve puzzles and play with friends

Play chess for free at <https://gbud.in/chs>

We present you a platform to play chess online with friends for free. No need to install any app. You can play chess for free without registration or login.

Simple. You can do several chess related activities.

1. [solve chess puzzles](#)
2. [learn about chess](#)
3. [play chess with computer](#)
4. [play chess with friend](#)
5. [create your own chess games](#)

6. [fen viewer](#)
7. [fen editor](#)
8. [fen generator](#)
9. [pgn viewer](#)
10. [chess board editor](#)
11. [view famous chess games.](#)



Figure 14: Solve this puzzle online by scanning this QR code or go to the link below

<https://gbud.in/g5sz112>

Read the latest article on Medium Chess puzzle # 0046 - Mate in 3 moves by scanning this QR code or click the link

Previous article : [« Medium Chess puzzle # 0045 - Mate in 2 moves](#)

Next article : [Medium chess puzzles »](#)

[Back to top](#)

[Contact Us](#)



## Medium Chess Puzzle # 0047

By

G Bud Games  
<https://gbud.in>

October 21, 2021

## Medium Chess puzzle # 0047 - Mate in 2 moves

Solve this medium chess puzzle and improve your chess games through improvement of your chess strategies and chess tactics.

Puzzle No : 0047

Difficulty level : medium

Description : Mate in 2 moves

Next Move : White

Player level : Intermediate

Short URL for puzzle : <https://gbud.in/g9tvqh2>

### Medium chess puzzle 0047



Figure 1: Solve this medium chess puzzle 0047. Mate in 2 moves @ <https://gbud.in/g9tvqh2>



Figure 2: Solve this medium chess puzzle online with solution @ <https://gbud.in/g9tvqh2>



## Solution to medium chess puzzle 0047

At this puzzle, next **move** is by **White**. The objective of the puzzle is to mate in 2 moves.

See the interactive solution at the [puzzle page](#)

### Solution 1

**Initial board position** This is the initial board position of medium chess puzzle 0047.



Figure 3: Initial board position of medium chess puzzle 0047

**Move 1** Move by white



Figure 4: Qg8+ - This is a deflection sacrifice to force the rook to move from its position where it blocks your pawn

**Move 2** Move by black



Figure 5: Rxc8 - Opponent's rook is forced to move from its critical position. This is a zugzwang move

**Move 3** Move by white



Figure 6: hxg8=Q# - Your pawn is promoted to a queen and checkmate

## Solution 2

**Initial board position** This is the initial board position of medium chess puzzle 0047.



Figure 7: Initial board position of medium chess puzzle 0047

**Move 1** Move by white



Figure 8: Qg8+ - This is a deflection sacrifice to force the rook to move from its position where it blocks your pawn

**Move 2** Move by black



Figure 9: Rxc8 - Opponent's rook is forced to move from its critical position. This is a zugzwang move

**Move 3** Move by white



Figure 10: hxg8=R# - Your pawn is promoted to a rook and checkmate

### Right moves for the solution to the medium chess puzzle 0047

Based on the objective of the puzzle, you have to make the right moves. Following are the right moves

1. Qg8+, hxg8=Q#
2. Qg8+, hxg8=R#

### Explanation for the moves

1. Qg8+ - This is a deflection sacrifice to force the rook to move from its position where it blocks your pawn
2. hxg8=Q# - Your pawn is promoted to a queen and checkmate
3. hxg8=R# - Your pawn is promoted to a rook and checkmate
4. Rxg8 - Opponent's rook is forced to move from its critical position. This is a zugzwang move
5. For right move - You have forced the rook to move so that your pawn can be promoted and checkmate. Nice planning
6. For wrong move - You could have sacrificed your queen to allow the pawn promotion and checkmate. Try again

### Categories of medium chess puzzle 0047

This medium chess puzzle falls in these categories.

1. [Medium chess puzzles](#)
2. [Sacrifice puzzles in chess](#)
3. [Mate in 2 puzzles in chess](#)
4. [Endgame puzzles in chess](#)
5. [Promotion puzzles in chess](#)
6. [Strategy puzzles in chess](#)
7. [Zugzwang puzzles in chess](#)

## How to view the solution to medium chess puzzle 0047

To view the [solution to this puzzle](#), follow the steps given below

1. Go to the [puzzle page](#)
2. Click the solution button (Key as shown [below](#)) to view the solution



Figure 11: Click the solution button to view solutions @ <https://gbud.in/g9tvqh2>

## How to get help for moves in the medium chess puzzle 0047

To get help or the possible next moves in the puzzle, , follow the steps given below

1. Go to the [puzzle page](#)
2. Click the help button (exclamation mark as shown [below](#)) to get help or suggestion on next possible [move](#)



Figure 12: Click the help button to get help on next move @ <https://gbud.in/g9tvqh2>



Figure 13: Solve more medium puzzles @ <https://gbud.in/chsmdpz>



Figure 14: Solve other puzzles @ <https://gbud.in/chsgppz>

## Play chess for free



Figure 15: Play chess online for free. Solve puzzles and play with friends

Play chess for free at <https://gbud.in/chs>

We present you a platform to play chess online with friends for free. No need to install any app. You can play chess for free without registration or login.

Simple. You can do several chess related activities.

1. [solve chess puzzles](#)
2. [learn about chess](#)
3. [play chess with computer](#)
4. [play chess with friend](#)
5. [create your own chess games](#)
6. [fen viewer](#)
7. [fen editor](#)
8. [fen generator](#)
9. [pgn viewer](#)
10. [chess board editor](#)



11. [view famous chess games.](#)



Figure 16: Solve this puzzle online by scanning this QR code or go to the link below

<https://gbud.in/g9tvqh2>

Read the latest article on Medium Chess puzzle # 0047 - Mate in 2 moves by scanning this QR code or click the link

Previous article : « [Medium Chess puzzle # 0046 - Mate in 3 moves](#)

Next article : [Medium Chess puzzle # 0048 - Mate in 3 moves](#) »

[Back to top](#)

[Contact Us](#)

© GBud Games 2021



## Medium Chess Puzzle # 0048

By

G Bud Games  
<https://gbud.in>

October 21, 2021

## Solution to medium chess puzzle 0048

At this puzzle, next **move** is by **White**. The objective of the puzzle is to mate in 3 moves.

See the interactive solution at the [puzzle page](#)

### Solution 1

**Initial board position** This is the initial board position of medium chess puzzle 0048.



Figure 3: Initial board position of medium chess puzzle 0048

**Move 1** Move by white



Figure 4: Qh5+ - This is to force the opponent's king to move behind their friendly pawns

**Move 2** Move by black



Figure 5: Kg8 - This is the only legal move available for the king to escape from the check threat by the queen

**Move 3** Move by white



Figure 6: Ra8+ - Rook gives the next check

**Move 4** Move by black




Figure 7: Qd8 - Opponent's queen is trying to block your rook. The queen can not stop your rook since the queen is not supported

**Move 5** Move by white



Figure 8: Rxd8# - Rook captures the queen and checkmate

### Right moves for the solution to the medium chess puzzle 0048

Based on the objective of the puzzle, you have to make the right moves. Following are the right moves

1. Qh5+, Ra8+, Rxd8#

### Explanation for the moves

1. Qh5+ - This is to force the opponent's king to move behind their friendly pawns
2. Ra8+ - Rook gives the next check
3. Rxd8# - Rook captures the queen and checkmate
4. Kg8 - This is the only legal move available for the king to escape from the check threat by the queen
5. Qd8 - Opponent's queen is trying to block your rook. The queen can not stop your rook since the queen is not supported
6. For right move - You have threatened the king and had a checkmate. Keep up the good work
7. For wrong move - You could have used your queen and rook to have a checkmate in three moves. Try again

### Categories of medium chess puzzle 0048

This medium chess puzzle falls in these categories.

1. [Medium chess puzzles](#)
2. [Mate in 3 puzzles in chess](#)
3. [Endgame puzzles in chess](#)

## How to view the solution to medium chess puzzle 0048

To view the [solution to this puzzle](#), follow the steps given below

1. Go to the [puzzle page](#)
2. Click the solution button (Key as shown [below](#)) to view the solution



Figure 9: Click the solution button to view solutions @ <https://gbud.in/gf5db02>

## How to get help for moves in the medium chess puzzle 0048

To get help or the possible next moves in the puzzle, , follow the steps given below

1. Go to the [puzzle page](#)
2. Click the help button (exclamation mark as shown [below](#)) to get help or suggestion on next possible [move](#)



Figure 10: Click the help button to get help on next move @ <https://gbud.in/gf5db02>



Figure 11: Solve more medium puzzles @ <https://gbud.in/chsmdpz>



Figure 12: Solve other puzzles @ <https://gbud.in/chsgppz>



## Play chess for free



Figure 13: Play chess online for free. Solve puzzles and play with friends

Play chess for free at <https://gbud.in/chs>

We present you a platform to play chess online with friends for free. No need to install any app. You can play chess for free without registration or login.

Simple. You can do several chess related activities.

1. [solve chess puzzles](#)
2. [learn about chess](#)
3. [play chess with computer](#)
4. [play chess with friend](#)
5. [create your own chess games](#)
6. [fen viewer](#)
7. [fen editor](#)
8. [fen generator](#)
9. [pgn viewer](#)
10. [chess board editor](#)

11. [view famous chess games.](#)



Figure 14: Solve this puzzle online by scanning this QR code or go to the link below

<https://gbud.in/gf5db02>

Read the latest article on Medium Chess puzzle # 0048 - Mate in 3 moves by scanning this QR code or click the link

Previous article : [« Medium Chess puzzle # 0047 - Mate in 2 moves](#)

Next article : [Medium chess puzzles »](#)

[Back to top](#)

[Contact Us](#)

© GBud Games 2021



## Medium Chess Puzzle # 0049

By

G Bud Games  
<https://gbud.in>

October 21, 2021

## Solution to medium chess puzzle 0049

At this puzzle, next **move** is by **White**. The objective of the puzzle is to gain queen.

See the interactive solution at the [puzzle page](#)

### Solution 1

**Initial board position** This is the initial board position of medium chess puzzle 0049.



Figure 3: Initial board position of medium chess puzzle 0049

**Move 1** Move by white




Figure 4: Rxf8+ - This sacrifice is an attraction as well as zugzwang move since this forces the king to move a vulnerable square

**Move 2** Move by black




Figure 5: Kxf8 - King captures the rook as this is the only move available

**Move 3** Move by white




Figure 6: Nxd7+ - In this knight fork, the knight attacks both the king and queen at the same time by giving a check

**Move 4** Move by black




Figure 7: Ke7 - King moves closer to the knight

**Move 5** Move by white



Figure 8: Nxb6 - Knight captures the hanging queen

### Right moves for the solution to the medium chess puzzle 0049

Based on the objective of the puzzle, you have to make the right moves. Following are the right moves

1. Rxf8+, Nxd7+, Nxb6

### Explanation for the moves

1. Rxf8+ - This sacrifice is an attraction as well as zugzwang move since this forces the king to move a vulnerable square
2. Nxd7+ - In this knight fork, the knight attacks both the king and queen at the same time by giving a check
3. Nxb6 - Knight captures the hanging queen
4. Kxf8 - King captures the rook as this is the only move available
5. Ke7 - King moves closer to the knight
6. For right move - You have lost a rook but gained a rook and a queen. You are materially advantageous now.
7. For wrong move - You could have used the knight and the rook to gain the queen. Do not stop trying

### Categories of medium chess puzzle 0049

This medium chess puzzle falls in these categories.

1. [Medium chess puzzles](#)
2. [Sacrifice puzzles in chess](#)
3. [Gain puzzles in chess](#)
4. [Fork puzzles in chess](#)
5. [Strategy puzzles in chess](#)
6. [Zugzwang puzzles in chess](#)

## How to view the solution to medium chess puzzle 0049

To view the [solution to this puzzle](#), follow the steps given below

1. Go to the [puzzle page](#)
2. Click the solution button (Key as shown [below](#)) to view the solution



Figure 9: Click the solution button to view solutions @ <https://gbud.in/gr52gn2>

## How to get help for moves in the medium chess puzzle 0049

To get help or the possible next moves in the puzzle, , follow the steps given below

1. Go to the [puzzle page](#)



2. Click the help button (exclamation mark as shown [below](#)) to get help or suggestion on next possible [move](#)



Figure 10: Click the help button to get help on next move @ <https://gbud.in/gr52gn2>



Figure 11: Solve more medium puzzles @ <https://gbud.in/chsmdpz>



Figure 12: Solve other puzzles @ <https://gbud.in/chsgppz>

## Play chess for free

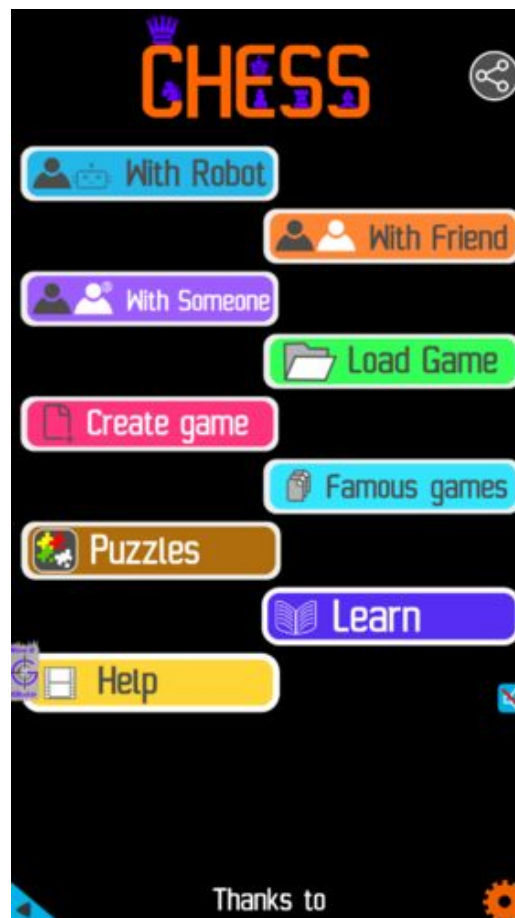


Figure 13: Play chess online for free. Solve puzzles and play with friends

Play chess for free at <https://gbud.in/chs>

We present you a platform to play chess online with friends for free. No need to install any app. You can play chess for free without registration or login.

Simple. You can do several chess related activities.

1. [solve chess puzzles](#)
2. [learn about chess](#)
3. [play chess with computer](#)
4. [play chess with friend](#)
5. [create your own chess games](#)
6. [fen viewer](#)
7. [fen editor](#)
8. [fen generator](#)
9. [pgn viewer](#)
10. [chess board editor](#)

11. [view famous chess games.](#)



Figure 14: Solve this puzzle online by scanning this QR code or go to the link below

<https://gbud.in/gr52gn2>

Read the latest article on Medium Chess puzzle # 0049 - Gain queen by scanning this QR code or click the link

Previous article : [« Medium Chess puzzle # 0048 - Mate in 3 moves](#)

Next article : [Medium chess puzzles »](#)

[Back to top](#)

[Contact Us](#)

© GBud Games 2021



## Medium Chess Puzzle # 0050

By

G Bud Games  
<https://gbud.in>

October 22, 2021

## Solution to medium chess puzzle 0050

At this puzzle, next **move** is by **White**. The objective of the puzzle is to gain queen.

See the interactive solution at the [puzzle page](#)

### Solution 1

**Initial board position** This is the initial board position of medium chess puzzle 0050.



Figure 3: Initial board position of medium chess puzzle 0050

**Move 1** Move by white




Figure 4:  $d8=N+$  - It is not necessary to always promote the pawn to a queen or rook. Even under-promotion to a knight will help. In this royal fork, the knight forks queen and the king

**Move 2** Move by black




Figure 5:  $Kg8$  - Opponent's king escapes from the check threat

**Move 3** Move by white




Figure 6: Nxc6 - Knight captures the hanging queen

## Right moves for the solution to the medium chess puzzle 0050

Based on the objective of the puzzle, you have to make the right moves. Following are the right moves

1. d8=N+, Nxc6

## Explanation for the moves

1. d8=N+ - It is not necessary to always promote the pawn to a queen or rook. Even under-promotion to a knight will help. In this royal fork, the knight forks queen and the king
2. Nxc6 - Knight captures the hanging queen
3. Kg8 - Opponent's king escapes from the check threat
4. For right move - You know the power of the knight fork and promotion. Keep up the good work
5. For wrong move - You could have gained the queen by a knight from from the promoted pawn. Try again

## Categories of medium chess puzzle 0050

This medium chess puzzle falls in these categories.

1. [Medium chess puzzles](#)
2. [Gain puzzles in chess](#)

3. [Fork puzzles in chess](#)
4. [Promotion puzzles in chess](#)
5. [Strategy puzzles in chess](#)

## How to view the solution to medium chess puzzle 0050

To view the [solution to this puzzle](#), follow the steps given below

1. Go to the [puzzle page](#)
2. Click the solution button (Key as shown [below](#)) to view the solution



Figure 7: Click the solution button to view solutions @ <https://gbud.in/gnp1d52>

## How to get help for moves in the medium chess puzzle 0050

To get help or the possible next moves in the puzzle, , follow the steps given below

1. Go to the [puzzle page](#)
2. Click the help button (exclamation mark as shown [below](#)) to get help or suggestion on next possible [move](#)





Figure 8: Click the help button to get help on next move @ <https://gbud.in/gnp1d52>



Figure 9: Solve more medium puzzles @ <https://gbud.in/chsmdpz>



Figure 10: Solve other puzzles @ <https://gbud.in/chsgppz>

## Play chess for free

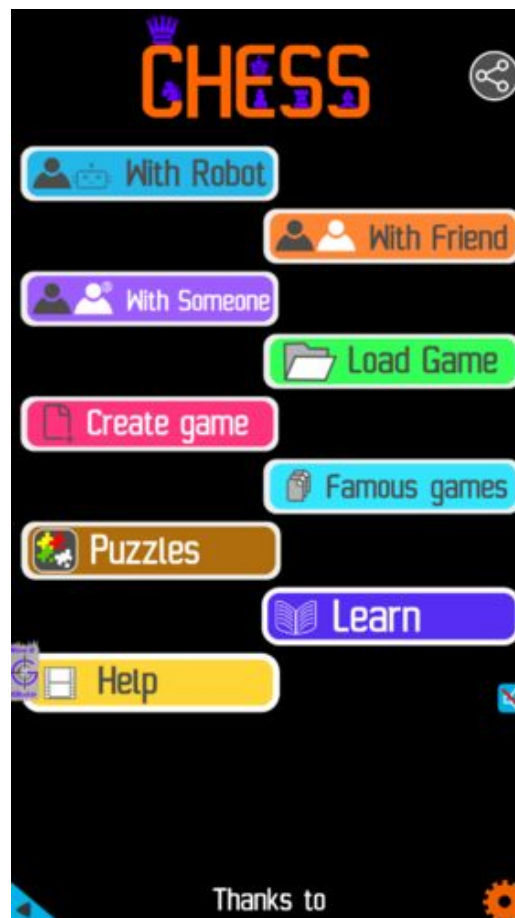


Figure 11: Play chess online for free. Solve puzzles and play with friends

Play chess for free at <https://gbud.in/chs>

We present you a platform to play chess online with friends for free. No need to install any app. You can play chess for free without registration or login.

Simple. You can do several chess related activities.

1. [solve chess puzzles](#)
2. [learn about chess](#)
3. [play chess with computer](#)
4. [play chess with friend](#)
5. [create your own chess games](#)
6. [fen viewer](#)
7. [fen editor](#)
8. [fen generator](#)
9. [pgn viewer](#)
10. [chess board editor](#)

11. [view famous chess games.](#)



Figure 12: Solve this puzzle online by scanning this QR code or go to the link below

<https://gbud.in/gnp1d52>

Read the latest article on Medium Chess puzzle # 0050 - Gain queen by scanning this QR code or click the link

Previous article : [« Medium Chess puzzle # 0049 - Gain queen](#)

Next article : [Medium chess puzzles »](#)

[Back to top](#)

[Contact Us](#)

© GBud Games 2021



## Medium Chess Puzzle # 0051

By

G Bud Games  
<https://gbud.in>

October 24, 2021

## Solution to medium chess puzzle 0051

At this puzzle, next **move** is by **White**. The objective of the puzzle is to gain queen.

See the interactive solution at the [puzzle page](#)

### Solution 1

**Initial board position** This is the initial board position of medium chess puzzle 0051.



Figure 3: Initial board position of medium chess puzzle 0051

**Move 1** Move by white



Figure 4: Nxc6 - With this capture of the rook, the knight is targeting the queen. At the same time it opens the diagonal for the battery of queen and bishop so that you have a chance to checkmate in next move

**Move 2** Move by black




Figure 5: f6 - Opponent realised the threat and moved the pawn to block the attack from battery formation along the diagonal. This is a zugzwang move

**Move 3** Move by white



1. [Medium chess puzzles](#)
2. [Gain puzzles in chess](#)
3. [Strategy puzzles in chess](#)

## How to view the solution to medium chess puzzle 0051

To view the [solution to this puzzle](#), follow the steps given below

1. Go to the [puzzle page](#)
2. Click the solution button (Key as shown [below](#)) to view the solution



Figure 7: Click the solution button to view solutions @ <https://gbud.in/g2dr332>

## How to get help for moves in the medium chess puzzle 0051

To get help or the possible next moves in the puzzle, , follow the steps given below

1. Go to the [puzzle page](#)
2. Click the help button (exclamation mark as shown [below](#)) to get help or suggestion on next possible [move](#)





Figure 8: Click the help button to get help on next move @ <https://gbud.in/g2dr332>



Figure 9: Solve more medium puzzles @ <https://gbud.in/chsmdpz>



Figure 10: Solve other puzzles @ <https://gbud.in/chsgppz>

## Play chess for free

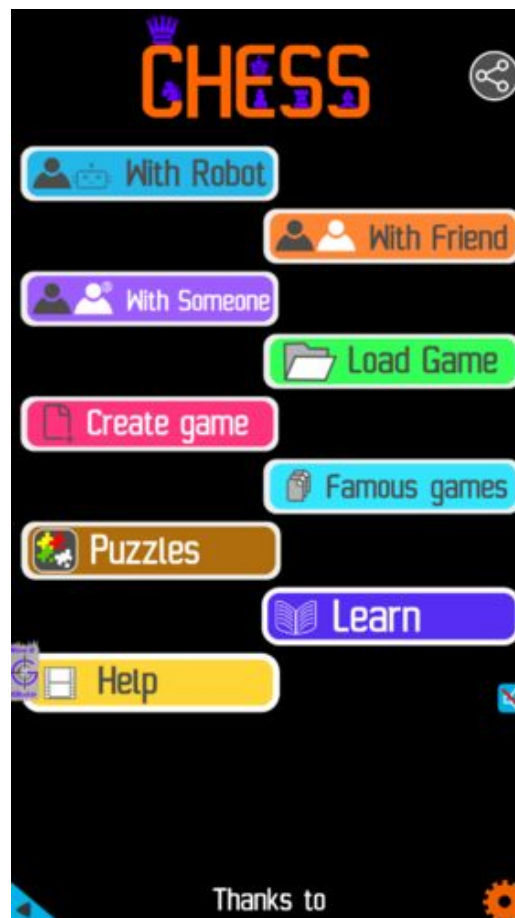


Figure 11: Play chess online for free. Solve puzzles and play with friends

Play chess for free at <https://gbud.in/chs>

We present you a platform to play chess online with friends for free. No need to install any app. You can play chess for free without registration or login.

Simple. You can do several chess related activities.

1. [solve chess puzzles](#)
2. [learn about chess](#)
3. [play chess with computer](#)
4. [play chess with friend](#)
5. [create your own chess games](#)
6. [fen viewer](#)
7. [fen editor](#)
8. [fen generator](#)
9. [pgn viewer](#)
10. [chess board editor](#)

11. [view famous chess games.](#)



Figure 12: Solve this puzzle online by scanning this QR code or go to the link below

<https://gbud.in/g2dr332>

Read the latest article on Medium Chess puzzle # 0051 - Gain queen by scanning this QR code or click the link

Previous article : [« Medium Chess puzzle # 0050 - Gain queen](#)

Next article : [Medium chess puzzles »](#)

[Back to top](#)

[Contact Us](#)

© GBud Games 2021



## Medium Chess Puzzle # 0052

By

G Bud Games  
<https://gbud.in>

October 25, 2021

## Solution to medium chess puzzle 0052

At this puzzle, next **move** is by **White**. The objective of the puzzle is to gain queen.

See the interactive solution at the [puzzle page](#)

### Solution 1

**Initial board position** This is the initial board position of medium chess puzzle 0052.



Figure 3: Initial board position of medium chess puzzle 0052

**Move 1** Move by white



Figure 4: Rd8+ - This is a deflection sacrifice to force the rook to move from e8 from where it is supporting a queen.

**Move 2** Move by black



Figure 5: Rxd8 - Opponent's rook captures your rook as this is the only legal move available. This is also a zugzwang move

**Move 3** Move by white




Figure 6: Qxe2 - Since support to the queen is removed, you have captured the opponent's queen with out losing your queen

### Right moves for the solution to the medium chess puzzle 0052

Based on the objective of the puzzle, you have to make the right moves. Following are the right moves

1. Rd8+, Qxe2

### Explanation for the moves

1. Rd8+ - This is a deflection sacrifice to force the rook to move from e8 from where it is supporting a queen.
2. Qxe2 - Since support to the queen is removed, you have captured the opponent's queen with out losing your queen
3. Rxd8 - Opponent's rook captures your rook as this is the only legal move available. This is also a zugzwang move
4. For right move - You have lost a rook but gained a queen. Nice strategy
5. For wrong move - You could have deflected the opponent rook and gained their queen. Try again

### Categories of medium chess puzzle 0052

This medium chess puzzle falls in these categories.

1. [Medium chess puzzles](#)
2. [Sacrifice puzzles in chess](#)
3. [Gain puzzles in chess](#)
4. [Strategy puzzles in chess](#)
5. [Zugzwang puzzles in chess](#)

## How to view the solution to medium chess puzzle 0052

To view the [solution to this puzzle](#), follow the steps given below

1. Go to the [puzzle page](#)
2. Click the solution button (Key as shown [below](#)) to view the solution



Figure 7: Click the solution button to view solutions @ <https://gbud.in/gh7f6j2>

## How to get help for moves in the medium chess puzzle 0052

To get help or the possible next moves in the puzzle, , follow the steps given below

1. Go to the [puzzle page](#)



2. Click the help button (exclamation mark as shown [below](#)) to get help or suggestion on next possible [move](#)



Figure 8: Click the help button to get help on next move @ <https://gbud.in/gh7f6j2>



Figure 9: [Solve more medium puzzles @ https://gbud.in/chsmdpz](https://gbud.in/chsmdpz)



Figure 10: [Solve other puzzles @ https://gbud.in/chsgppz](https://gbud.in/chsgppz)

## Play chess for free

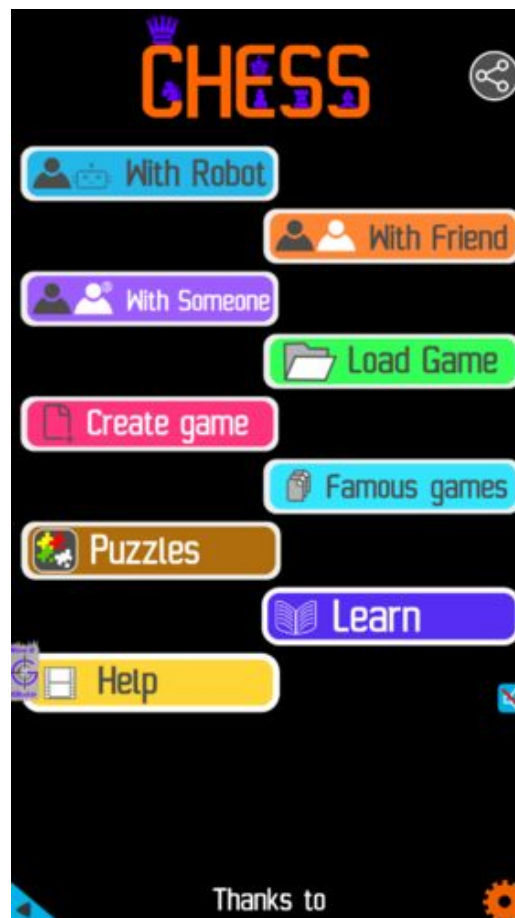


Figure 11: Play chess online for free. Solve puzzles and play with friends

Play chess for free at <https://gbud.in/chs>

We present you a platform to play chess online with friends for free. No need to install any app. You can play chess for free without registration or login.

Simple. You can do several chess related activities.

1. [solve chess puzzles](#)
2. [learn about chess](#)
3. [play chess with computer](#)
4. [play chess with friend](#)
5. [create your own chess games](#)
6. [fen viewer](#)
7. [fen editor](#)
8. [fen generator](#)
9. [pgn viewer](#)
10. [chess board editor](#)

11. [view famous chess games.](#)



Figure 12: Solve this puzzle online by scanning this QR code or go to the link below

<https://gbud.in/gh7f6j2>

Read the latest article on Medium Chess puzzle # 0052 - Gain queen by scanning this QR code or click the link

Previous article : « [Medium Chess puzzle # 0051 - Gain queen](#)

Next article : [Medium Chess puzzle # 0053 - Mate in 2 moves](#) »

[Back to top](#)

[Contact Us](#)

© GBud Games 2021



## Medium Chess Puzzle # 0053

By

G Bud Games  
<https://gbud.in>

October 25, 2021

## Solution to medium chess puzzle 0053

At this puzzle, next **move** is by **White**. The objective of the puzzle is to mate in 2 moves.

See the interactive solution at the [puzzle page](#)

### Solution 1

**Initial board position** This is the initial board position of medium chess puzzle 0053.




Figure 3: Initial board position of medium chess puzzle 0053

**Move 1** Move by white



Figure 4: e5+ - This is a discovered check since movement of the pawn results in a check from the bishop

**Move 2** Move by black




Figure 5: f5 - Pawn moves two squares and block the check

**Move 3** Move by white



Figure 6: Bxf5# - Bishop captures the pawn and checkmate. Opponent's king can not move to eighth rank due to the attack by the rook

### Right moves for the solution to the medium chess puzzle 0053

Based on the objective of the puzzle, you have to make the right moves. Following are the right moves

1. e5+, Bxf5#

### Explanation for the moves

1. e5+ - This is a discovered check since movement of the pawn results in a check from the bishop
2. Bxf5# - Bishop captures the pawn and checkmate. Opponent's king can not move to eighth rank due to the attack by the rook
3. f5 - Pawn moves two squares and block the check
4. For right move - You have given a discovered check followed by a checkmate to end the game. Good strategy
5. For wrong move - You could have won the game through a discovered check. Try again

### Categories of medium chess puzzle 0053

This medium chess puzzle falls in these categories.

1. [Medium chess puzzles](#)

2. [Mate in 2 puzzles in chess](#)
3. [Endgame puzzles in chess](#)
4. [Strategy puzzles in chess](#)

## How to view the solution to medium chess puzzle 0053

To view the [solution to this puzzle](#), follow the steps given below

1. Go to the [puzzle page](#)
2. Click the solution button (Key as shown [below](#)) to view the solution



Figure 7: Click the solution button to view solutions @ <https://gbud.in/gk8tqj2>

## How to get help for moves in the medium chess puzzle 0053

To get help or the possible next moves in the puzzle, , follow the steps given below

1. Go to the [puzzle page](#)
2. Click the help button (exclamation mark as shown [below](#)) to get help or suggestion on next possible [move](#)





Figure 8: Click the help button to get help on next move @ <https://gbud.in/gk8tqj2>



Figure 9: Solve more medium puzzles @ <https://gbud.in/chsmdpz>



Figure 10: Solve other puzzles @ <https://gbud.in/chsgppz>

## Play chess for free

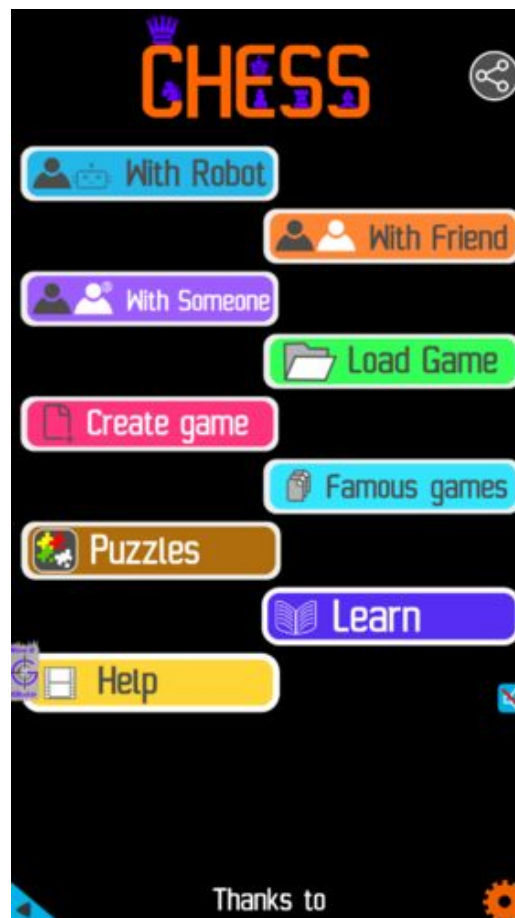


Figure 11: Play chess online for free. Solve puzzles and play with friends

Play chess for free at <https://gbud.in/chs>

We present you a platform to [play chess online with friends for free](#). No need to install any app. You can [play chess for free without registration or login](#).

Simple. You can do several chess related activities.

1. [solve chess puzzles](#)
2. [learn about chess](#)
3. [play chess with computer](#)
4. [play chess with friend](#)
5. [create your own chess games](#)
6. [fen viewer](#)
7. [fen editor](#)
8. [fen generator](#)
9. [pgn viewer](#)
10. [chess board editor](#)

11. [view famous chess games.](#)



Figure 12: Solve this puzzle online by scanning this QR code or go to the link below

<https://gbud.in/gk8tqj2>

Read the latest article on Medium Chess puzzle # 0053 - Mate in 2 moves by scanning this QR code or click the link

Previous article : [« Medium Chess puzzle # 0052 - Gain queen](#)

Next article : [Medium chess puzzles »](#)

[Back to top](#)

[Contact Us](#)

© GBud Games 2021



## Medium Chess Puzzle # 0054

By

G Bud Games  
<https://gbud.in>

October 26, 2021

## Solution to medium chess puzzle 0054

At this puzzle, next **move** is by **Black**. The objective of the puzzle is to mate in 2 moves.

See the interactive solution at the [puzzle page](#)

### Solution 1

**Initial board position** This is the initial board position of medium chess puzzle 0054.



Figure 3: Initial board position of medium chess puzzle 0054

**Move 1** Move by black



Figure 4: Nf4+ - Knight gives a check and clears h file for the rook to move. The pawn at g3 can not capture the knight since it is pinned to the king

**Move 2** Move by white



Figure 5: Kg1 - This is the only legal move available for opponent's king

**Move 3** Move by black



Figure 6: Rh1# - Rook moves in and mate. King can not capture the rook since the rook is in battery formation with another rook

### Right moves for the solution to the medium chess puzzle 0054

Based on the objective of the puzzle, you have to make the right moves. Following are the right moves

1. Nf4+, Rh1#

### Explanation for the moves

1. Nf4+ - Knight gives a check and clears h file for the rook to move. The pawn at g3 can not capture the knight since it is pinned to the king
2. Rh1# - Rook moves in and mate. King can not capture the rook since the rook is in battery formation with another rook
3. Kg1 - This is the only legal move available for opponent's king
4. For right move - You used your knight and rook effectively to win the game. Good strategy
5. For wrong move - You could have had a checkmate if you cleared the h file for your battery of rooks

### Categories of medium chess puzzle 0054

This medium chess puzzle falls in these categories.

1. [Medium chess puzzles](#)
2. [Mate in 2 puzzles in chess](#)
3. [Endgame puzzles in chess](#)
4. [Battery puzzles in chess](#)
5. [Strategy puzzles in chess](#)

## How to view the solution to medium chess puzzle 0054

To view the [solution to this puzzle](#), follow the steps given below

1. Go to the [puzzle page](#)
2. Click the solution button (Key as shown [below](#)) to view the solution



Figure 7: Click the solution button to view solutions @ <https://gbud.in/ghrq1v2>

## How to get help for moves in the medium chess puzzle 0054

To get help or the possible next moves in the puzzle, , follow the steps given below

1. Go to the [puzzle page](#)



2. Click the help button (exclamation mark as shown [below](#)) to get help or suggestion on next possible [move](#)



Figure 8: Click the help button to get help on next move @ <https://gbud.in/ghrq1v2>



Figure 9: [Solve more medium puzzles @ https://gbud.in/chsmdpz](https://gbud.in/chsmdpz)



Figure 10: [Solve other puzzles @ https://gbud.in/chsgppz](https://gbud.in/chsgppz)

## Play chess for free

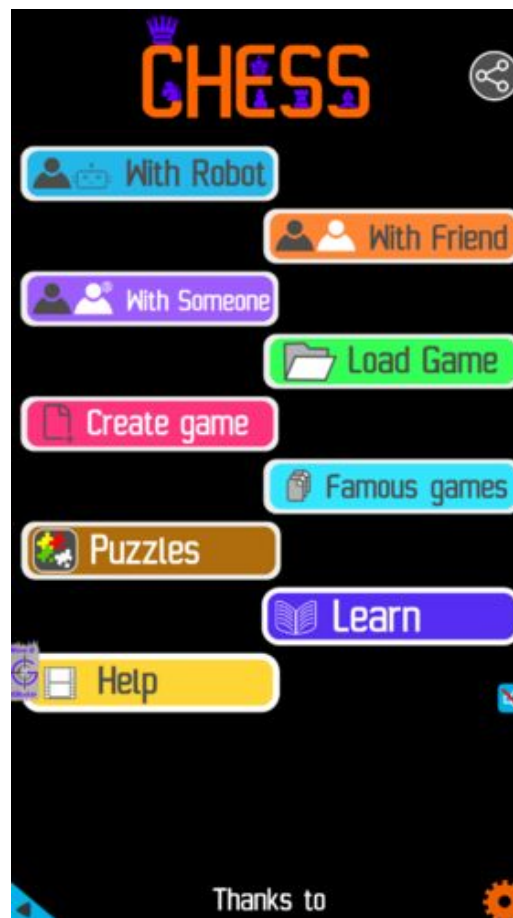


Figure 11: Play chess online for free. Solve puzzles and play with friends

Play chess for free at <https://gbud.in/chs>

We present you a platform to play chess online with friends for free. No need to install any app. You can play chess for free without registration or login.

Simple. You can do several chess related activities.

1. [solve chess puzzles](#)
2. [learn about chess](#)
3. [play chess with computer](#)
4. [play chess with friend](#)
5. [create your own chess games](#)
6. [fen viewer](#)
7. [fen editor](#)
8. [fen generator](#)
9. [pgn viewer](#)
10. [chess board editor](#)

11. [view famous chess games.](#)



Figure 12: Solve this puzzle online by scanning this QR code or go to the link below

<https://gbud.in/ghrq1v2>

Read the latest article on Medium Chess puzzle # 0054 - Mate in 2 moves by scanning this QR code or click the link

Previous article : [« Medium Chess puzzle # 0053 - Mate in 2 moves](#)

Next article : [Medium chess puzzles »](#)

[Back to top](#)

[Contact Us](#)

© GBud Games 2021



## Medium Chess Puzzle # 0055

By

G Bud Games  
<https://gbud.in>

October 27, 2021

## Solution to medium chess puzzle 0055

At this puzzle, next [move](#) is by [Black](#). The objective of the puzzle is to gain rook.

See the interactive solution at the [puzzle page](#)

### Solution 1

**Initial board position** This is the initial board position of medium chess puzzle 0055.



Figure 3: Initial board position of medium chess puzzle 0055

**Move 1** Move by black



Figure 4: Bf2 - This is a skewer attack as the bishop is having an x-ray attack on the hanging rook. The bishop can capture the hanging rook even if the queen moves

**Move 2** Move by white



Figure 5: Qc3 - Queen is forced to move. Queen can not capture the bishop as it is supported by the rook

**Move 3** Move by black



Figure 6: Bxb6 - Bishop captures the hanging rook. This is how you gain a rook by a skewer attack

### Right moves for the solution to the medium chess puzzle 0055

Based on the objective of the puzzle, you have to make the right moves. Following are the right moves

1. Bf2, Bxb6

### Explanation for the moves

1. Bf2 - This is a skewer attack as the bishop is having an x-ray attack on the hanging rook. The bishop can capture the hanging rook even if the queen moves
2. Bxb6 - Bishop captures the hanging rook. This is how you gain a rook by a skewer attack
3. Qc3 - Queen is forced to move. Queen can not capture the bishop as it is supported by the rook
4. For right move - You have gained the rook successfully through a skewer attack. Keep it up
5. For wrong move - You could have had a skewer attack and gained the rook. Try again

### Categories of medium chess puzzle 0055

This medium chess puzzle falls in these categories.

1. [Medium chess puzzles](#)
2. [Gain puzzles in chess](#)
3. [Strategy puzzles in chess](#)
4. [Skewer puzzles in chess](#)

## How to view the solution to medium chess puzzle 0055

To view the [solution to this puzzle](#), follow the steps given below

1. Go to the [puzzle page](#)
2. Click the solution button (Key as shown [below](#)) to view the solution



Figure 7: Click the solution button to view solutions @ <https://gbud.in/gzknkl2>

## How to get help for moves in the medium chess puzzle 0055

To get help or the possible next moves in the puzzle, , follow the steps given below

1. Go to the [puzzle page](#)
2. Click the help button (exclamation mark as shown [below](#)) to get help or suggestion on next possible [move](#)





Figure 8: Click the help button to get help on next move @ <https://gbud.in/gzknkl2>



Figure 9: Solve more medium puzzles @ <https://gbud.in/chsmdpz>



Figure 10: Solve other puzzles @ <https://gbud.in/chsgppz>

## Play chess for free

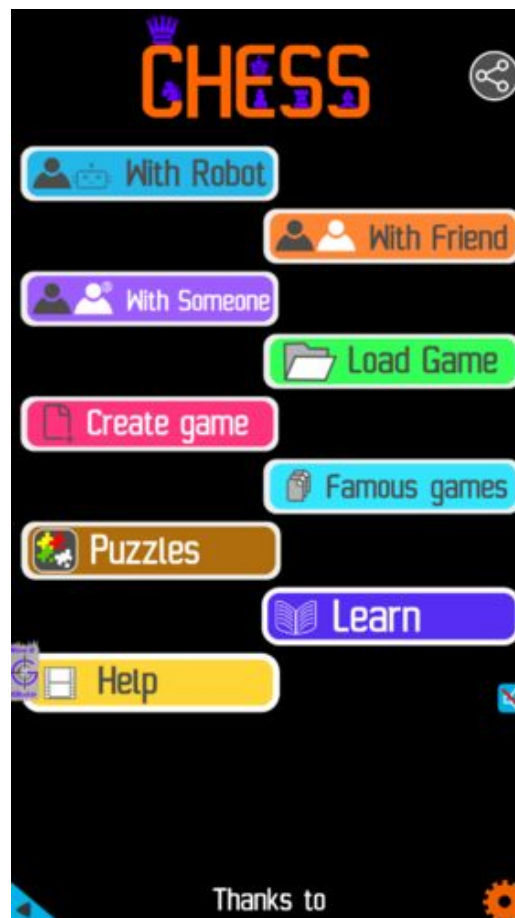


Figure 11: Play chess online for free. Solve puzzles and play with friends

Play chess for free at <https://gbud.in/chs>

We present you a platform to play chess online with friends for free. No need to install any app. You can play chess for free without registration or login.

Simple. You can do several chess related activities.

1. [solve chess puzzles](#)
2. [learn about chess](#)
3. [play chess with computer](#)
4. [play chess with friend](#)
5. [create your own chess games](#)
6. [fen viewer](#)
7. [fen editor](#)
8. [fen generator](#)
9. [pgn viewer](#)
10. [chess board editor](#)

11. [view famous chess games.](#)



Figure 12: Solve this puzzle online by scanning this QR code or go to the link below

<https://gbud.in/gzknkl2>

Read the latest article on Medium Chess puzzle # 0055 - Gain rook by scanning this QR code or click the link

Previous article : [« Medium Chess puzzle # 0054 - Mate in 2 moves](#)

Next article : [Medium chess puzzles »](#)

[Back to top](#)

[Contact Us](#)

© GBud Games 2021



# Hard chess puzzles with solutions

By

G Bud Games

<https://gbud.in>



Hard chess puzzle # 0001

By

G Bud Games  
<https://gbud.in>

September 23, 2021

# Chapter 1

## Hard chess puzzle - # 0001 - Gain a piece or check mate

Solve this hard chess puzzle and improve your chess games through improvement of your chess strategies and chess tactics.

Puzzle No : 0001

Difficulty level : hard

Description : Gain a piece or check mate

Next Move : Black

Player level : Advanced

## 1.1 Hard chess puzzle 0001



Figure 1.1: Solve this hard chess puzzle 0001. Gain a piece @ <https://gbud.in/g4jv8q3>



Figure 1.2: Solve this hard chess puzzle online with solution @ <https://gbud.in/g4jv8q3>

## 1.2 Solution to hard chess puzzle 0001

At this puzzle, next **move** is by **black**. The objective of the puzzle is to gain a **piece** or **checkmate**. The **white king** is at **e1**. The pieces that are capable to give **check** are the black **queen** at a5 and black **knight** at d4.

The **pawn** at c2 is not supported and the same can be attacked by the knight. This **move** will also result in **check** to the king.



Figure 1.3: Knight captures pawn

Since the king is now in check, he has two options. Either he can move to the square d2 intending to capture the knight at c2 or he can move to f1 to escape the attack. In the former case you can capture the **rook** and in the latter case you can **checkmate**. The king can not move to d1 or e2 since these squares are attacked by the **bishop** at h5. Both options are discussed here.



### 1.2.1 Gaining the rook

If the king moves to the square d2, the knight can capture the rook at d4.



Figure 1.4: King moves to d2

Capturing of rook is done without losing the knight since the rook is supported only by the pawn at c3. This pawn cannot capture the knight at d4 since the pawn is pinned to the king.



Figure 1.5: Rook is captured by knight

Now the king may move to **d3** or **e3** intending to capture the knight.



Figure 1.6: King may move to d3



Figure 1.7: King may move to e3

In either case, your white knight can move to e6 and safely escape from the king.



Figure 1.8: Knight moves to e6

This is one of the solution. You gave a check to the king by knight and captured the rook through fork.

## 1.2.2 Checkmate

If the king moves to f1, the queen can capture the pawn at d2.



Figure 1.9: King moves to f1



Figure 1.10: Queen captures pawn at c3

Now the White moves the pawn from g2 to g3 to prevent [checkmate](#) in the next move. You can move your [bishop](#) to f3 to stop king moving to g2 in the next move.



Figure 1.11: Pawn moves to g3



Figure 1.12: Bishop moves to f3

Next move is obviously check mate. With a tentative move of white pawn from e5 to d6, the queen can move to e1 and **checkmate**. The king can not capture queen since the queen is supported by the knight at c2.



Figure 1.13: Checkmate by queen

This is the other solution.



Figure 1.14: Solve more hard puzzles @ <https://gbud.in/chshdpz>



Figure 1.15: Solve other puzzles @ <https://gbud.in/chsgppz>

Play chess for free



Figure 1.16: Play chess online for free. Solve puzzles and play with friends

Play chess for free at <https://gbud.in/chs>

We present you a platform to [play chess online with friends for free](#). No need to install any app. You can [play chess for free without registration or login](#).

Simple. You can do several chess related activities.

1. [solve chess puzzles](#)
2. [learn about chess](#)
3. [play chess with computer](#)
4. [play chess with friend](#)
5. [create your own chess games](#)
6. [fen viewer](#)
7. [fen editor](#)
8. [fen generator](#)
9. [pgn viewer](#)
10. [chess board editor](#)
11. [view famous chess games](#).



Figure 1.17: Solve this puzzle online by scanning this QR code or goto the link below

<https://gbud.in/g4jv8q3>

Read the latest article on Hard chess puzzle - # 0001 - Gain a piece or check mate by scanning this QR code or click the link



Access the latest version of this article at

<https://gbud.in/blog/game/chess/hard-chess-puzzles/hard-chess-puzzle-0001.html>

---

Previous article : « [Hard chess puzzles](#) »

Next article : [Hard chess puzzle - # 0002 - gain a piece](#) »

[Back to top](#)

[Contact Us](#)

© GBud Games 2021



Hard chess puzzle # 0002

By

G Bud Games  
<https://gbud.in>

September 23, 2021

# Chapter 1

## Hard chess puzzle - # 0002 - gain a piece

Solve this hard chess puzzle and improve your chess games through improvement of your chess strategies and chess tactics. This hard puzzle is a subset of [kids games](#).

Puzzle No : 0002

Difficulty level : hard

Description : gain a piece

Next Move : White

Player level : Advanced

Short URL for puzzle : <https://gbud.in/gpr3qz3>

## 1.1 Hard chess puzzle 0002



Figure 1.1: Solve this hard chess puzzle 0002. gain a piece @ <https://gbud.in/gpr3qz3>



Figure 1.2: Solve this hard chess puzzle online with solution @ <https://gbud.in/gpr3qz3>

## 1.2 Solution to hard chess puzzle 0002

At this puzzle, next **move** is by **White**. The objective of the puzzle is to gain a **piece**. Gaining a piece in this puzzle is not direct. If you observe, the **pawn** at **g7** is not supported. The same square is in the line of attack of your **bishop** at **c3**. However, this bishop is blocked by the pawn at **d4**. You need to free this pawn. This pawn can be **moved** by **capturing** the pawn at **c5** and thereby threatening the bishop at **d6**. Your opponent may not capture this pawn since it is supported by your **knight** and **queen**. If they capture, they will be at a loss of piece. since the pawn is moved from

the d file, your bishop's line of attack is clear. Now the bishop can capture the pawn at g7. After this capture, the bishop can attack the rook since it is arrested by its own pieces. You can capture the rook even if they move their knight.

See the solution at the [puzzle page](#)

## 1.3 How to view the solution to hard chess puzzle 0002

To view the [solution to this puzzle](#), follow the steps given below

1. Go to the [puzzle page](#)
2. Click the solution button (Key as shown [below](#)) to view the solution



Figure 1.3: Click the solution button to view solutions @ <https://gbud.in/gpr3qz3>

## 1.4 How to get help for moves in the hard chess puzzle 0002

To get help or the possible next moves in the puzzle, , follow the steps given below

1. Go to the [puzzle page](#)
2. Click the help button (exclamation mark as shown [below](#)) to get help or suggestion on next possible [move](#)



Figure 1.4: Click the help button to get help on next move @ <https://gbud.in/gpr3qz3>



Figure 1.5: Solve more hard puzzles @ <https://gbud.in/chshdpz>



Figure 1.6: Solve other puzzles @ <https://gbud.in/chsgppz>

## 1.5 Play chess for free



Figure 1.7: Play chess online for free. Solve puzzles and play with friends

Play chess for free at <https://gbud.in/chs>

We present you a platform to play chess online with friends for free. No need to install any app. You can play chess for free without registration or login.

Simple. You can do several chess related activities.

1. [solve chess puzzles](#)
2. [learn about chess](#)

3. [play chess with computer](#)
4. [play chess with friend](#)
5. [create your own chess games](#)
6. [fen viewer](#)
7. [fen editor](#)
8. [fen generator](#)
9. [pgn viewer](#)
10. [chess board editor](#)
11. [view famous chess games.](#)



Figure 1.8: Solve this puzzle online by scanning this QR code or go to the link below

<https://gbud.in/gpr3qz3>

Read the latest article on Hard chess puzzle - # 0002 - gain a piece by scanning this QR code or click the link

Previous article : [« Hard chess puzzle - # 0001 - Gain a piece or check mate](#)

Next article : [Hard chess puzzle - # 0003 - mate in 3 moves »](#)



Access the latest version of this article at  
<https://gbud.in/blog/game/chess/hard-chess-puzzles/hard-chess-puzzle-0002.html>

---

[Back to top](#)

[Contact Us](#)

© GBud Games 2021



Hard chess puzzle # 0003

By

G Bud Games  
<https://gbud.in>

September 23, 2021

# Chapter 1

## Hard chess puzzle - # 0003 - mate in 3 moves

Solve this hard chess puzzle and improve your chess games through improvement of your chess strategies and chess tactics. This hard puzzle is a subset of [kids games](#).

Puzzle No : 0003

Difficulty level : hard

Description : mate in 3 moves

Next Move : Black

Player level : Advanced

Short URL for puzzle : <https://gbud.in/g4v13y3>

## 1.1 Hard chess puzzle 0003



Figure 1.1: Solve this hard chess puzzle 0003. mate in 3 moves @ <https://gbud.in/g4v13y3>



Figure 1.2: Solve this hard chess puzzle online with solution @ <https://gbud.in/g4v13y3>

## 1.2 Solution to hard chess puzzle 0003

At this puzzle, next **move** is by **Black**. The objective of the puzzle is **checkmate** in 3 **moves**. For mate in 3 moves, you need to **sacrifice**. You also need to give a series of **checks**.

Mate in 3 moves can be done by following these steps

1. Sacrifice a rook which is in c **file**. This can be done by moving the **rook** to **c1** and give **check** to the **king**. Opponent has to capture the rook by their rook at the first **rank**.

2. You need to capture the opponent's rook and give another check. This is done by moving your rook from c8 to c1
3. Opponent may move their **bishop** from g2 to f1 to shield the king. Since the bishop is not supported you can **capture** it by moving your rook along the first rank.
4. This capture will result in a checkmate.

See the solution at the [puzzle page](#)

## 1.3 How to view the solution to hard chess puzzle 0003

To view the [solution to this puzzle](#), follow the steps given below

1. Go to the [puzzle page](#)
2. Click the solution button (Key as shown [below](#)) to view the solution



Figure 1.3: Click the solution button to view solutions @ <https://gbud.in/g4v13y3>

## 1.4 How to get help for moves in the hard chess puzzle 0003

To get help or the possible next moves in the puzzle, , follow the steps given below

1. Go to the [puzzle page](#)
2. Click the help button (exclamation mark as shown [below](#)) to get help or suggestion on next possible [move](#)



Figure 1.4: Click the help button to get help on next move @ <https://gbud.in/g4v13y3>



Figure 1.5: Solve more hard puzzles @ <https://gbud.in/chshdpz>



Figure 1.6: Solve other puzzles @ <https://gbud.in/chsgppz>

## 1.5 Play chess for free



Figure 1.7: Play chess online for free. Solve puzzles and play with friends

Play chess for free at <https://gbud.in/chs>

We present you a platform to play chess online with friends for free. No need to install any app. You can play chess for free without registration or login.

Simple. You can do several chess related activities.

1. [solve chess puzzles](#)
2. [learn about chess](#)

3. [play chess with computer](#)
4. [play chess with friend](#)
5. [create your own chess games](#)
6. [fen viewer](#)
7. [fen editor](#)
8. [fen generator](#)
9. [pgn viewer](#)
10. [chess board editor](#)
11. [view famous chess games.](#)



Figure 1.8: Solve this puzzle online by scanning this QR code or go to the link below

<https://gbud.in/g4v13y3>

Read the latest article on Hard chess puzzle - # 0003 - mate in 3 moves by scanning this QR code or click the link

Previous article : « [Hard chess puzzle - # 0002 - gain a piece](#)

Next article : [Hard chess puzzle - # 0004 - mate in 3 moves](#) »



Access the latest version of this article at

<https://gbud.in/blog/game/chess/hard-chess-puzzles/hard-chess-puzzle-0003.html>

---

[Back to top](#)

[Contact Us](#)

© GBud Games 2021



Hard chess puzzle # 0004

By

G Bud Games  
<https://gbud.in>

September 23, 2021

# Chapter 1

## Hard chess puzzle - # 0004 - mate in 3 moves

Solve this hard chess puzzle and improve your chess games through improvement of your chess strategies and chess tactics. This hard puzzle is a subset of [kids games](#).

Puzzle No : 0004

Difficulty level : hard

Description : mate in 3 moves

Next Move : White

Player level : Advanced

Short URL for puzzle : <https://gbud.in/g3phn23>

## 1.1 Hard chess puzzle 0004




Figure 1.1: Solve this hard chess puzzle 0004. mate in 3 moves @ <https://gbud.in/g3phn23>



Figure 1.2: Solve this hard chess puzzle online with solution @ <https://gbud.in/g3phn23>

## 1.2 Solution to hard chess puzzle 0004

At this puzzle, next move is by White. The objective of the puzzle is checkmate in 3 moves. You have only three pawns. By moving carefully you can mate in 3 moves. Opponent will also look for a hole in your pawn structure. Once he escapes your attack, there is no way you can end the game. since the pawn can't move back

Mate in 3 moves can be done by following these steps

1. Move your king along the e file to e7. This move will restrict the opponents king movement to g8.

2. Once the opponents king move to g8, give them a **check** by moving your pawn to f7. Their king has to move to h8.
3. Move your pawn further to f8 and **promote** it to a **queen** or a **rook**. This will result in a **checkmate**.

See the solution at the [puzzle page](#)

## 1.3 How to view the solution to hard chess puzzle 0004

To view the [solution to this puzzle](#), follow the steps given below

1. Go to the [puzzle page](#)
2. Click the solution button (Key as shown [below](#)) to view the solution



Figure 1.3: Click the solution button to view solutions @ <https://gbud.in/g3phn23>

## 1.4 How to get help for moves in the hard chess puzzle 0004

To get help or the possible next moves in the puzzle, , follow the steps given below

1. Go to the [puzzle page](#)
2. Click the help button (exclamation mark as shown [below](#)) to get help or suggestion on next possible [move](#)



Figure 1.4: Click the help button to get help on next move @ <https://gbud.in/g3phn23>



Figure 1.5: Solve more hard puzzles @ <https://gbud.in/chshdpz>



Figure 1.6: Solve other puzzles @ <https://gbud.in/chsgppz>

## 1.5 Play chess for free



Figure 1.7: Play chess online for free. Solve puzzles and play with friends

Play chess for free at <https://gbud.in/chs>

We present you a platform to play chess online with friends for free. No need to install any app. You can play chess for free without registration or login.

Simple. You can do several chess related activities.

1. [solve chess puzzles](#)
2. [learn about chess](#)

3. [play chess with computer](#)
4. [play chess with friend](#)
5. [create your own chess games](#)
6. [fen viewer](#)
7. [fen editor](#)
8. [fen generator](#)
9. [pgn viewer](#)
10. [chess board editor](#)
11. [view famous chess games.](#)



Figure 1.8: Solve this puzzle online by scanning this QR code or go to the link below

<https://gbud.in/g3phn23>

Read the latest article on Hard chess puzzle - # 0004 - mate in 3 moves by scanning this QR code or click the link

Previous article : « [Hard chess puzzle - # 0003 - mate in 3 moves](#)

Next article : [Hard chess puzzle - # 0005 - mate in 3 moves](#) »



Access the latest version of this article at

<https://gbud.in/blog/game/chess/hard-chess-puzzles/hard-chess-puzzle-0004.html>

---

[Back to top](#)

[Contact Us](#)

© GBud Games 2021



Hard chess puzzle # 0005

By

G Bud Games  
<https://gbud.in>

September 23, 2021

# Chapter 1

## Hard chess puzzle - # 0005 - mate in 3 moves

Solve this hard chess puzzle and improve your chess games through improvement of your chess strategies and chess tactics. This hard puzzle is a subset of [kids games](#).

Puzzle No : 0005

Difficulty level : hard

Description : mate in 3 moves

Next Move : White

Player level : Advanced

Short URL for puzzle : <https://gbud.in/gvpz6s3>

## 1.1 Hard chess puzzle 0005



Figure 1.1: Solve this hard chess puzzle 0005. mate in 3 moves @ <https://gbud.in/gvpz6s3>



Figure 1.2: Solve this hard chess puzzle online with solution @ <https://gbud.in/gvpz6s3>

## 1.2 Solution to hard chess puzzle 0005

At this puzzle, next **move** is by **White**. The objective of the puzzle is **checkmate** in 3 **moves**. For mate in 3 moves, you need to do two **sacrifices**.

Mate in 3 moves can be done by following these steps

1. Capture the pawn **c5** by your **knight** and attacks their queen. This move is two fold. One is the attack on their queen and the second one is connecting your **queen** and **rook** so that they form a **battery** along the **d file**. Once their queen is threatened, they may move their queen to a safer square

2. Now you need to **sacrifice** your **queen**. Though queen is the **valuable piece**, the objective of the **chess game** is to checkmate. Give a **check** by moving your queen to d8.
3. Now their **knight** will capture your queen. After your queen is captured, you can **checkmate** by capturing the knight at d8. The king can not capture your rook as it is supported by the **bishop** at g5.

See the solution at the [puzzle page](#)

## 1.3 How to view the solution to hard chess puzzle 0005

To view the [solution to this puzzle](#), follow the steps given below

1. Go to the [puzzle page](#)
2. Click the solution button (Key as shown [below](#)) to view the solution



Figure 1.3: Click the solution button to view solutions @ <https://gbud.in/gvpz6s3>

## 1.4 How to get help for moves in the hard chess puzzle 0005

To get help or the possible next moves in the puzzle, , follow the steps given below

1. Go to the [puzzle page](#)
2. Click the help button (exclamation mark as shown [below](#)) to get help or suggestion on next possible [move](#)



Figure 1.4: Click the help button to get help on next move @ <https://gbud.in/gvpz6s3>



Figure 1.5: Solve more hard puzzles @ <https://gbud.in/chshdpz>



Figure 1.6: Solve other puzzles @ <https://gbud.in/chsgppz>

## 1.5 Play chess for free



Figure 1.7: Play chess online for free. Solve puzzles and play with friends

Play chess for free at <https://gbud.in/chs>

We present you a platform to play chess online with friends for free. No need to install any app. You can play chess for free without registration or login.

Simple. You can do several chess related activities.

1. [solve chess puzzles](#)
2. [learn about chess](#)

3. [play chess with computer](#)
4. [play chess with friend](#)
5. [create your own chess games](#)
6. [fen viewer](#)
7. [fen editor](#)
8. [fen generator](#)
9. [pgn viewer](#)
10. [chess board editor](#)
11. [view famous chess games.](#)



Figure 1.8: Solve this puzzle online by scanning this QR code or go to the link below

<https://gbud.in/gvpz6s3>

Read the latest article on Hard chess puzzle - # 0005 - mate in 3 moves by scanning this QR code or click the link

Previous article : « [Hard chess puzzle - # 0004 - mate in 3 moves](#)

Next article : [Hard chess puzzle - # 0006 - gain queen](#) »



Access the latest version of this article at

<https://gbud.in/blog/game/chess/hard-chess-puzzles/hard-chess-puzzle-0005.html>

---

[Back to top](#)

[Contact Us](#)

© GBud Games 2021



Hard chess puzzle # 0006

By

G Bud Games  
<https://gbud.in>

September 23, 2021

# Chapter 1

## Hard chess puzzle - # 0006 - gain queen

Solve this hard chess puzzle and improve your chess games through improvement of your chess strategies and chess tactics. This hard puzzle is a subset of [kids games](#).

Puzzle No : 0006

Difficulty level : hard

Description : gain queen

Next Move : White

Player level : Advanced

Short URL for puzzle : <https://gbud.in/gqpcpm3>

## 1.1 Hard chess puzzle 0006



Figure 1.1: Solve this hard chess puzzle 0006. gain queen @ <https://gbud.in/gqpcpm3>



Figure 1.2: Solve this hard chess puzzle online with solution @ <https://gbud.in/gqpcpm3>

## 1.2 Solution to hard chess puzzle 0006

At this puzzle, next **move** is by **White**. The objective of the puzzle is gain **queen**.

gain queen can be done by following these steps 1, The gain queen can be gained by giving a check to the king by your **knight**. IF you give a check now by **capturing** the knight at **c6**, it will be captured by the **bishop**.

1. You need to remove the support by the bishop to the knight. This can be done by capturing the bishop by moving your **rook** along b

file. This will remove the support of bishoo. This move is called undermining.

2. Now you can capture the knight at c6 and give check to king thereby attacking their queen at the same time. This is called knight fork.
3. Now the king has to move which will enable you to capture their queen.

See the solution at the [puzzle page](#)

## 1.3 How to view the solution to hard chess puzzle 0006

To view the [solution to this puzzle](#), follow the steps given below

1. Go to the [puzzle page](#)
2. Click the solution button (Key as shown [below](#)) to view the solution



Figure 1.3: Click the solution button to view solutions @ <https://gbud.in/gqpcpm3>

## 1.4 How to get help for moves in the hard chess puzzle 0006

To get help or the possible next moves in the puzzle, , follow the steps given below

1. Go to the [puzzle page](#)
2. Click the help button (exclamation mark as shown [below](#)) to get help or suggestion on next possible [move](#)



Figure 1.4: Click the help button to get help on next move @ <https://gbud.in/gqpcpm3>



Figure 1.5: Solve more hard puzzles @ <https://gbud.in/chshdpz>



Figure 1.6: Solve other puzzles @ <https://gbud.in/chsgppz>

## 1.5 Play chess for free



Figure 1.7: Play chess online for free. Solve puzzles and play with friends

Play chess for free at <https://gbud.in/chs>

We present you a platform to play chess online with friends for free. No need to install any app. You can play chess for free without registration or login.

Simple. You can do several chess related activities.

1. [solve chess puzzles](#)
2. [learn about chess](#)

3. [play chess with computer](#)
4. [play chess with friend](#)
5. [create your own chess games](#)
6. [fen viewer](#)
7. [fen editor](#)
8. [fen generator](#)
9. [pgn viewer](#)
10. [chess board editor](#)
11. [view famous chess games.](#)



Figure 1.8: Solve this puzzle online by scanning this QR code or go to the link below

<https://gbud.in/gqpcpm3>

Read the latest article on Hard chess puzzle - # 0006 - gain queen by scanning this QR code or click the link

Previous article : « [Hard chess puzzle - # 0005 - mate in 3 moves](#)

Next article : [Hard chess puzzle - # 0007 - mate in 3 moves](#) »



Access the latest version of this article at

<https://gbud.in/blog/game/chess/hard-chess-puzzles/hard-chess-puzzle-0006.html>

---

[Back to top](#)

[Contact Us](#)

© GBud Games 2021



Hard chess puzzle # 0007

By

G Bud Games  
<https://gbud.in>

September 23, 2021

# Chapter 1

## Hard chess puzzle - # 0007 - mate in 3 moves

Solve this hard chess puzzle and improve your chess games through improvement of your chess strategies and chess tactics. This hard puzzle is a subset of [kids games](#).

Puzzle No : 0007

Difficulty level : hard

Description : mate in 3 moves

Next Move : White

Player level : Advanced

Short URL for puzzle : <https://gbud.in/gkgs8k3>

## 1.1 Hard chess puzzle 0007



Figure 1.1: Solve this hard chess puzzle 0007. mate in 3 moves @ <https://gbud.in/gkgs8k3>



Figure 1.2: Solve this hard chess puzzle online with solution @ <https://gbud.in/gkgs8k3>

## 1.2 Solution to hard chess puzzle 0007

At this puzzle, next **move** is by **White**. The objective of the puzzle is to **checkmate** in 3 **moves**.

mate in 3 moves can be done by following these steps. You need to give series of discovered **checks**

1. You have to move your **pawn** at **c file**. This will lead to a discovered attack from your **queen** at **b3** to the opponent's **king**.

2. Now the king is forced to **move** to e5. The queens attack can not be blocked by their pawn at d file since it will expose their king to a check by your rook at sixth **rank**.
3. Now you need to give another discovered check by moving your knight c3 to d5. This move will expose their to a check by your **bishop**. The same move will block your queens attack which will be helpful in next move. Now their king will come back to e6
4. Now you can move your knight to c7 by capturing the pawn and give a double discovered check. You are attacking the king by two pieces - queen and knight. The king can not escape from this attack and will result in a **checkmate**.

See the solution at the [puzzle page](#)

### 1.3 How to view the solution to hard chess puzzle 0007

To view the [solution to this puzzle](#), follow the steps given below

1. Go to the [puzzle page](#)
2. Click the solution button (Key as shown [below](#)) to view the solution



Figure 1.3: Click the solution button to view solutions @ <https://gbud.in/gkgs8k3>

## 1.4 How to get help for moves in the hard chess puzzle 0007

To get help or the possible next moves in the puzzle, , follow the steps given below

1. Go to the [puzzle page](#)
2. Click the help button (exclamation mark as shown [below](#)) to get help or suggestion on next possible [move](#)



Figure 1.4: Click the help button to get help on next move @ <https://gbud.in/gkgs8k3>



Figure 1.5: Solve more hard puzzles @ <https://gbud.in/chshdpz>



Figure 1.6: Solve other puzzles @ <https://gbud.in/chsgppz>

## 1.5 Play chess for free



Figure 1.7: Play chess online for free. Solve puzzles and play with friends

Play chess for free at <https://gbud.in/chs>

We present you a platform to play chess online with friends for free. No need to install any app. You can play chess for free without registration or login.

Simple. You can do several chess related activities.

1. [solve chess puzzles](#)
2. [learn about chess](#)

3. [play chess with computer](#)
4. [play chess with friend](#)
5. [create your own chess games](#)
6. [fen viewer](#)
7. [fen editor](#)
8. [fen generator](#)
9. [pgn viewer](#)
10. [chess board editor](#)
11. [view famous chess games.](#)



Figure 1.8: Solve this puzzle online by scanning this QR code or go to the link below

<https://gbud.in/gkgs8k3>

Read the latest article on Hard chess puzzle - # 0007 - mate in 3 moves by scanning this QR code or click the link

Previous article : « [Hard chess puzzle - # 0006 - gain queen](#)

Next article : [Hard chess puzzle - # 0008 - mate in 3 moves](#) »



Access the latest version of this article at  
<https://gbud.in/blog/game/chess/hard-chess-puzzles/hard-chess-puzzle-0007.html>

---

[Back to top](#)

[Contact Us](#)

© GBud Games 2021



Hard chess puzzle # 0008

By

G Bud Games  
<https://gbud.in>

September 23, 2021

# Chapter 1

## Hard chess puzzle - # 0008 - mate in 3 moves

Solve this hard chess puzzle and improve your chess games through improvement of your chess strategies and chess tactics. This hard puzzle is a subset of [kids games](#).

Puzzle No : 0008

Difficulty level : hard

Description : mate in 3 moves

Next Move : White

Player level : Advanced

Short URL for puzzle : <https://gbud.in/gp2cnb3>

## 1.1 Hard chess puzzle 0008




Figure 1.1: Solve this hard chess puzzle 0008. mate in 3 moves @ <https://gbud.in/gp2cnb3>



Figure 1.2: Solve this hard chess puzzle online with solution @ <https://gbud.in/gp2cnb3>

## 1.2 Solution to hard chess puzzle 0008

At this puzzle, next **move** is by **White**. The objective of the puzzle is to **checkmate** in 3 **moves**.

mate in 3 moves can be done by following these steps.

1. You have only one **pawn**. Hence a wrong move will help your opponent to get out of the checkmate. **Move** your king to **b6** so that the opponents king is stopped from moving along the a **file**.

2. Now their king is forced to move to b8. After they move their **king**, move your **pawn** to d7 so that their king will not move to c8. Their king will go back to a8.
3. Now you can move your pawn further and **promote** it to a **queen** or a **rook** and **checkmate** the opponent.

See the solution at the [puzzle page](#)

### 1.3 How to view the solution to hard chess puzzle 0008

To view the [solution to this puzzle](#), follow the steps given below

1. Go to the [puzzle page](#)
2. Click the solution button (Key as shown [below](#)) to view the solution



Figure 1.3: Click the solution button to view solutions @ <https://gbud.in/gp2cnb3>

## 1.4 How to get help for moves in the hard chess puzzle 0008

To get help or the possible next moves in the puzzle, , follow the steps given below

1. Go to the [puzzle page](#)
2. Click the help button (exclamation mark as shown [below](#)) to get help or suggestion on next possible [move](#)



Figure 1.4: Click the help button to get help on next move @ <https://gbud.in/gp2cnb3>



Figure 1.5: Solve more hard puzzles @ <https://gbud.in/chshdpz>



Figure 1.6: Solve other puzzles @ <https://gbud.in/chsgppz>

## 1.5 Play chess for free



Figure 1.7: Play chess online for free. Solve puzzles and play with friends

Play chess for free at <https://gbud.in/chs>

We present you a platform to play chess online with friends for free. No need to install any app. You can play chess for free without registration or login.

Simple. You can do several chess related activities.

1. [solve chess puzzles](#)
2. [learn about chess](#)

3. [play chess with computer](#)
4. [play chess with friend](#)
5. [create your own chess games](#)
6. [fen viewer](#)
7. [fen editor](#)
8. [fen generator](#)
9. [pgn viewer](#)
10. [chess board editor](#)
11. [view famous chess games.](#)



Figure 1.8: Solve this puzzle online by scanning this QR code or go to the link below

<https://gbud.in/gp2cnb3>

Read the latest article on Hard chess puzzle - # 0008 - mate in 3 moves by scanning this QR code or click the link

Previous article : « [Hard chess puzzle - # 0007 - mate in 3 moves](#)

Next article : [Hard chess puzzle - # 0009 - mate in 3 moves](#) »



Access the latest version of this article at

<https://gbud.in/blog/game/chess/hard-chess-puzzles/hard-chess-puzzle-0008.html>

---

[Back to top](#)

[Contact Us](#)

© GBud Games 2021



Hard chess puzzle # 0009

By

G Bud Games  
<https://gbud.in>

September 23, 2021

# Chapter 1

## Hard chess puzzle - # 0009 - mate in 3 moves

Solve this hard chess puzzle and improve your chess games through improvement of your chess strategies and chess tactics. This hard puzzle is a subset of [kids games](#).

Puzzle No : 0009

Difficulty level : hard

Description : mate in 3 moves

Next Move : White

Player level : Advanced

Short URL for puzzle : <https://gbud.in/gzks7z3>

## 1.1 Hard chess puzzle 0009



Figure 1.1: Solve this hard chess puzzle 0009. mate in 3 moves @ <https://gbud.in/gzks7z3>



Figure 1.2: Solve this hard chess puzzle online with solution @ <https://gbud.in/gzks7z3>

## 1.2 Solution to hard chess puzzle 0009

At this puzzle, next **move** is by **White**. The objective of the puzzle is to **checkmate** in 3 **moves**.

mate in 3 moves can be done by following these steps. You need to make two **sacrifices**

1. You can not move your **rook** at **e file** which can give **check** to opponents **king** since it is **pinned** to your **king** by opponents **queen**. You need to **un pin** your rook. This can be done by moving your queen to a5 and threatens the opponents queen.

2. The opponents may be tempted to capture your queen since it is not supported. They will move their queen from b6 to capture your queen. This is called deflection **sacrifice** since you sacrificed your queen from pulling a piece from its current square doing certain duty.
3. Once your rook is unpinned, you can give a **check** by moving your rook along e file to e8.
4. Your opponent will capture your rook. This is also another **sacrifice**. Now you can **checkmate** by moving your another rook since they are in a **battery** formation. This checkmate is also called **back-rank checkmate** since their king is blocked by friendly **pieces**.

See the solution at the [puzzle page](#)

### 1.3 How to view the solution to hard chess puzzle 0009

To view the [solution to this puzzle](#), follow the steps given below

1. Go to the [puzzle page](#)
2. Click the solution button (Key as shown [below](#)) to view the solution



Figure 1.3: Click the solution button to view solutions @ <https://gbud.in/gzks7z3>

## 1.4 How to get help for moves in the hard chess puzzle 0009

To get help or the possible next moves in the puzzle, , follow the steps given below

1. Go to the [puzzle page](#)
2. Click the help button (exclamation mark as shown [below](#)) to get help or suggestion on next possible [move](#)



Figure 1.4: Click the help button to get help on next move @ <https://gbud.in/gzks7z3>



Figure 1.5: Solve more hard puzzles @ <https://gbud.in/chshdpz>



Figure 1.6: Solve other puzzles @ <https://gbud.in/chsgppz>

## 1.5 Play chess for free



Figure 1.7: Play chess online for free. Solve puzzles and play with friends

Play chess for free at <https://gbud.in/chs>

We present you a platform to play chess online with friends for free. No need to install any app. You can play chess for free without registration or login.

Simple. You can do several chess related activities.

1. [solve chess puzzles](#)
2. [learn about chess](#)

3. [play chess with computer](#)
4. [play chess with friend](#)
5. [create your own chess games](#)
6. [fen viewer](#)
7. [fen editor](#)
8. [fen generator](#)
9. [pgn viewer](#)
10. [chess board editor](#)
11. [view famous chess games.](#)



Figure 1.8: Solve this puzzle online by scanning this QR code or go to the link below

<https://gbud.in/gzks7z3>

Read the latest article on Hard chess puzzle - # 0009 - mate in 3 moves by scanning this QR code or click the link

Previous article : « [Hard chess puzzle - # 0008 - mate in 3 moves](#)

Next article : [Hard chess puzzle - # 0010 - mate in 3 moves](#) »



Access the latest version of this article at

<https://gbud.in/blog/game/chess/hard-chess-puzzles/hard-chess-puzzle-0009.html>

---

[Back to top](#)

[Contact Us](#)

© GBud Games 2021



Hard chess puzzle # 0010

By

G Bud Games  
<https://gbud.in>

September 23, 2021

# Chapter 1

## Hard chess puzzle - # 0010 - mate in 3 moves

Solve this hard chess puzzle and improve your chess games through improvement of your chess strategies and chess tactics. This hard puzzle is a subset of [kids games](#).

Puzzle No : 0010

Difficulty level : hard

Description : mate in 3 moves

Next Move : White

Player level : Advanced

Short URL for puzzle : <https://gbud.in/g7y19t3>

## 1.1 Hard chess puzzle 0010




Figure 1.1: Solve this hard chess puzzle 0010. mate in 3 moves @ <https://gbud.in/g7y19t3>



Figure 1.2: Solve this hard chess puzzle online with solution @ <https://gbud.in/g7y19t3>

## 1.2 Solution to hard chess puzzle 0010

At this puzzle, next **move** is by **White**. The objective of the puzzle is to **checkmate** in 3 **moves**.

mate in 3 moves can be done by following these steps.

1. You have three **pawns** along the third **rank**. So the opponents king can not move to fourth rank. You need to stop the opponent **king** from moving towards eighth rank. This can be done by **moving** your **king** to **b7**.

2. Your opponent has already progressed one of their pawn till second rank. They can promote that pawn to a queen. Even if they promote, you can give a check by moving your rook along the h file to h5.
3. YOU attack may be intercepted by moving their promoted queen to e5. YOU can checkmate by capturing the queen by your rook.

See the solution at the [puzzle page](#)

### 1.3 How to view the solution to hard chess puzzle 0010

To view the [solution to this puzzle](#), follow the steps given below

1. Go to the [puzzle page](#)
2. Click the solution button (Key as shown [below](#)) to view the solution



Figure 1.3: Click the solution button to view solutions @ <https://gbud.in/g7y19t3>

## 1.4 How to get help for moves in the hard chess puzzle 0010

To get help or the possible next moves in the puzzle, , follow the steps given below

1. Go to the [puzzle page](#)
2. Click the help button (exclamation mark as shown [below](#)) to get help or suggestion on next possible [move](#)



Figure 1.4: Click the help button to get help on next move @ <https://gbud.in/g7y19t3>



Figure 1.5: Solve more hard puzzles @ <https://gbud.in/chshdpz>



Figure 1.6: Solve other puzzles @ <https://gbud.in/chsgppz>

## 1.5 Play chess for free



Figure 1.7: Play chess online for free. Solve puzzles and play with friends

Play chess for free at <https://gbud.in/chs>

We present you a platform to play chess online with friends for free. No need to install any app. You can play chess for free without registration or login.

Simple. You can do several chess related activities.

1. [solve chess puzzles](#)
2. [learn about chess](#)

3. [play chess with computer](#)
4. [play chess with friend](#)
5. [create your own chess games](#)
6. [fen viewer](#)
7. [fen editor](#)
8. [fen generator](#)
9. [pgn viewer](#)
10. [chess board editor](#)
11. [view famous chess games.](#)



Figure 1.8: Solve this puzzle online by scanning this QR code or go to the link below

<https://gbud.in/g7y19t3>

Read the latest article on Hard chess puzzle - # 0010 - mate in 3 moves by scanning this QR code or click the link

Previous article : « [Hard chess puzzle - # 0009 - mate in 3 moves](#)

Next article : [Hard chess puzzle - # 0011 - Mate in 2 moves](#) »



Access the latest version of this article at  
<https://gbud.in/blog/game/chess/hard-chess-puzzles/hard-chess-puzzle-0010.html>

---

[Back to top](#)

[Contact Us](#)

© GBud Games 2021



Hard chess puzzle # 0011

By

G Bud Games  
<https://gbud.in>

September 23, 2021

# Chapter 1

## Hard chess puzzle - # 0011 - Mate in 2 moves

Solve this hard chess puzzle and improve your chess games through improvement of your chess strategies and chess tactics. This hard puzzle is a subset of [kids games](#).

Puzzle No : 0011

Difficulty level : hard

Description : Mate in 2 moves

Next Move : White

Player level : Advanced

Short URL for puzzle : <https://gbud.in/g6lg9p3>

## 1.1 Hard chess puzzle 0011




Figure 1.1: Solve this hard chess puzzle 0011. Mate in 2 moves @ <https://gbud.in/g6lg9p3>



Figure 1.2: Solve this hard chess puzzle online with solution @ <https://gbud.in/g6lg9p3>

## 1.2 Solution to hard chess puzzle 0011

At this puzzle, next **move** is by **White**. The objective of the puzzle is to **checkmate** in 2 **moves**.

See the solution at the [puzzle page](#)

## 1.3 How to view the solution to hard chess puzzle 0011

To view the [solution to this puzzle](#), follow the steps given below

1. Go to the [puzzle page](#)
2. Click the solution button (Key as shown [below](#)) to view the solution



Figure 1.3: Click the solution button to view solutions @ <https://gbud.in/g6lg9p3>

## 1.4 How to get help for moves in the hard chess puzzle 0011

To get help or the possible next moves in the puzzle, , follow the steps given below

1. Go to the [puzzle page](#)
2. Click the help button (exclamation mark as shown [below](#)) to get help or suggestion on next possible [move](#)



Figure 1.4: Click the help button to get help on next move @ <https://gbud.in/g6lg9p3>



Figure 1.5: Solve more hard puzzles @ <https://gbud.in/chshdpz>



Figure 1.6: Solve other puzzles @ <https://gbud.in/chsgppz>

## 1.5 Play chess for free



Figure 1.7: Play chess online for free. Solve puzzles and play with friends

Play chess for free at <https://gbud.in/chs>

We present you a platform to play chess online with friends for free. No need to install any app. You can play chess for free without registration or login.

Simple. You can do several chess related activities.

1. solve chess puzzles
2. learn about chess
3. play chess with computer
4. play chess with friend
5. create your own chess games
6. fen viewer
7. fen editor
8. fen generator
9. pgn viewer
10. chess board editor
11. view famous chess games.



Figure 1.8: Solve this puzzle online by scanning this QR code or go to the link below

<https://gbud.in/g6lg9p3>

Read the latest article on Hard chess puzzle - # 0011 - Mate in 2 moves by scanning this QR code or click the link

Previous article : « [Hard chess puzzle - # 0010 - mate in 3 moves](#)

Next article : [Hard chess puzzle - # 0012 - Mate in 4 moves](#) »

[Back to top](#)

[Contact Us](#)

© GBud Games 2021





Hard chess puzzle # 0012

By

G Bud Games  
<https://gbud.in>

September 23, 2021

# Chapter 1

## Hard chess puzzle - # 0012 - Mate in 4 moves

Solve this hard chess puzzle and improve your chess games through improvement of your chess strategies and chess tactics. This hard puzzle is a subset of [kids games](#).

Puzzle No : 0012

Difficulty level : hard

Description : Mate in 4 moves

Next Move : White

Player level : Advanced

Short URL for puzzle : <https://gbud.in/g8ty433>

## 1.1 Hard chess puzzle 0012




Figure 1.1: Solve this hard chess puzzle 0012. Mate in 4 moves @ <https://gbud.in/g8ty433>



Figure 1.2: Solve this hard chess puzzle online with solution @ <https://gbud.in/g8ty433>

## 1.2 Solution to hard chess puzzle 0012

At this puzzle, next [move](#) is by [White](#). The objective of the puzzle is to Mate in 4 moves.

See the solution at the [puzzle page](#)

## 1.3 How to view the solution to hard chess puzzle 0012

To view the [solution to this puzzle](#), follow the steps given below

1. Go to the [puzzle page](#)
2. Click the solution button (Key as shown [below](#)) to view the solution



Figure 1.3: Click the solution button to view solutions @ <https://gbud.in/g8ty433>

## 1.4 How to get help for moves in the hard chess puzzle 0012

To get help or the possible next moves in the puzzle, , follow the steps given below

1. Go to the [puzzle page](#)
2. Click the help button (exclamation mark as shown [below](#)) to get help or suggestion on next possible [move](#)



Figure 1.4: Click the help button to get help on next move @ <https://gbud.in/g8ty433>



Figure 1.5: Solve more hard puzzles @ <https://gbud.in/chshdpz>



Figure 1.6: Solve other puzzles @ <https://gbud.in/chsgppz>

## 1.5 Play chess for free



Figure 1.7: Play chess online for free. Solve puzzles and play with friends

Play chess for free at <https://gbud.in/chs>

We present you a platform to play chess online with friends for free. No need to install any app. You can play chess for free without registration or login.

Simple. You can do several chess related activities.

1. solve chess puzzles
2. learn about chess
3. play chess with computer
4. play chess with friend
5. create your own chess games
6. fen viewer
7. fen editor
8. fen generator
9. pgn viewer
10. chess board editor
11. view famous chess games.



Figure 1.8: Solve this puzzle online by scanning this QR code or go to the link below

<https://gbud.in/g8ty433>

Read the latest article on Hard chess puzzle - # 0012 - Mate in 4 moves by scanning this QR code or click the link

Previous article : « [Hard chess puzzle - # 0011 - Mate in 2 moves](#) »

Next article : [Hard chess puzzle - # 0013 - Gain rook](#) »

[Back to top](#)

[Contact Us](#)

© GBud Games 2021



Hard chess puzzle # 0013

By

G Bud Games  
<https://gbud.in>

September 23, 2021



# Chapter 1

## Hard chess puzzle - # 0013 - Gain rook

Solve this hard chess puzzle and improve your chess games through improvement of your chess strategies and chess tactics. This hard puzzle is a subset of [kids games](#).

Puzzle No : 0013

Difficulty level : hard

Description : Gain rook

Next Move : White

Player level : Advanced

Short URL for puzzle : <https://gbud.in/gsbl203>

## 1.1 Hard chess puzzle 0013



Figure 1.1: Solve this hard chess puzzle 0013. Gain rook @ <https://gbud.in/gsbl203>



Figure 1.2: Solve this hard chess puzzle online with solution @ <https://gbud.in/gsbl203>

## 1.2 Solution to hard chess puzzle 0013

At this puzzle, next **move** is by **White**. The objective of the puzzle is to Gain rook.

See the solution at the [puzzle page](#)

## 1.3 How to view the solution to hard chess puzzle 0013

To view the [solution to this puzzle](#), follow the steps given below

1. Go to the [puzzle page](#)
2. Click the solution button (Key as shown [below](#)) to view the solution



Figure 1.3: Click the solution button to view solutions @ <https://gbud.in/gsb1203>

## 1.4 How to get help for moves in the hard chess puzzle 0013

To get help or the possible next moves in the puzzle, , follow the steps given below

1. Go to the [puzzle page](#)
2. Click the help button (exclamation mark as shown [below](#)) to get help or suggestion on next possible [move](#)



Figure 1.4: Click the help button to get help on next move @ <https://gbud.in/gsbl203>



Figure 1.5: Solve more hard puzzles @ <https://gbud.in/chshdpz>



Figure 1.6: Solve other puzzles @ <https://gbud.in/chsgppz>

## 1.5 Play chess for free



Figure 1.7: Play chess online for free. Solve puzzles and play with friends

Play chess for free at <https://gbud.in/chs>

We present you a platform to play chess online with friends for free. No need to install any app. You can play chess for free without registration or login.

Simple. You can do several chess related activities.

1. solve chess puzzles
2. learn about chess
3. play chess with computer
4. play chess with friend
5. create your own chess games
6. fen viewer
7. fen editor
8. fen generator
9. pgn viewer
10. chess board editor
11. view famous chess games.



Figure 1.8: Solve this puzzle online by scanning this QR code or go to the link below

<https://gbud.in/gsbl203>

Read the latest article on Hard chess puzzle - # 0013 - Gain rook by scanning this QR code or click the link

Previous article : « [Hard chess puzzle - # 0012 - Mate in 4 moves](#)

Next article : [Hard chess puzzle - # 0014 - Mate in 3 moves](#) »

[Back to top](#)

[Contact Us](#)

© GBud Games 2021



Hard chess puzzle # 0014

By

G Bud Games  
<https://gbud.in>

September 23, 2021

# Chapter 1

## Hard chess puzzle - # 0014 - Mate in 3 moves

Solve this hard chess puzzle and improve your chess games through improvement of your chess strategies and chess tactics. This hard puzzle is a subset of [kids games](#).

Puzzle No : 0014

Difficulty level : hard

Description : Mate in 3 moves

Next Move : White

Player level : Advanced

Short URL for puzzle : <https://gbud.in/blr5vl3>



## 1.1 Hard chess puzzle 0014



Figure 1.1: Solve this hard chess puzzle 0014. Mate in 3 moves @ <https://gbud.in/glr5vl3>



Figure 1.2: Solve this hard chess puzzle online with solution @ <https://gbud.in/glr5vl3>

## 1.2 Solution to hard chess puzzle 0014

At this puzzle, next [move](#) is by [White](#). The objective of the puzzle is to Mate in 3 moves.

See the solution at the [puzzle page](#)

## 1.3 How to view the solution to hard chess puzzle 0014

To view the [solution to this puzzle](#), follow the steps given below

1. Go to the [puzzle page](#)
2. Click the solution button (Key as shown [below](#)) to view the solution



Figure 1.3: Click the solution button to view solutions @ <https://gbud.in/blr5vl3>

## 1.4 How to get help for moves in the hard chess puzzle 0014

To get help or the possible next moves in the puzzle, , follow the steps given below

1. Go to the [puzzle page](#)
2. Click the help button (exclamation mark as shown [below](#)) to get help or suggestion on next possible [move](#)



Figure 1.4: Click the help button to get help on next move @ <https://gbud.in/blr5vl3>



Figure 1.5: Solve more hard puzzles @ <https://gbud.in/chshdpz>



Figure 1.6: Solve other puzzles @ <https://gbud.in/chsgppz>

## 1.5 Play chess for free



Figure 1.7: Play chess online for free. Solve puzzles and play with friends

Play chess for free at <https://gbud.in/chs>

We present you a platform to play chess online with friends for free. No need to install any app. You can play chess for free without registration or login.

Simple. You can do several chess related activities.

1. solve chess puzzles
2. learn about chess
3. play chess with computer
4. play chess with friend
5. create your own chess games
6. fen viewer
7. fen editor
8. fen generator
9. pgn viewer
10. chess board editor
11. view famous chess games.



Figure 1.8: Solve this puzzle online by scanning this QR code or go to the link below

<https://gbud.in/qlr5vl3>

Read the latest article on Hard chess puzzle - # 0014 - Mate in 3 moves by scanning this QR code or click the link

Previous article : « [Hard chess puzzle - # 0013 - Gain rook](#)

Next article : [Hard chess puzzle - # 0015 - Mate in 3 moves](#) »

[Back to top](#)

[Contact Us](#)

© GBud Games 2021



Hard chess puzzle # 0015

By

G Bud Games  
<https://gbud.in>

September 23, 2021

# Chapter 1

## Hard chess puzzle - # 0015 - Mate in 3 moves

Solve this hard chess puzzle and improve your chess games through improvement of your chess strategies and chess tactics. This hard puzzle is a subset of [kids games](#).

Puzzle No : 0015

Difficulty level : hard

Description : Mate in 3 moves

Next Move : White

Player level : Advanced

Short URL for puzzle : <https://gbud.in/grd5h63>

## 1.1 Hard chess puzzle 0015




Figure 1.1: Solve this hard chess puzzle 0015. Mate in 3 moves @ <https://gbud.in/grd5h63>



Figure 1.2: Solve this hard chess puzzle online with solution @ <https://gbud.in/grd5h63>

## 1.2 Solution to hard chess puzzle 0015

At this puzzle, next **move** is by **White**. The objective of the puzzle is to Mate in 3 moves.

See the solution at the [puzzle page](#)



### **1.2.1 Right moves for the solution to the hard chess puzzle 0015**

Based on the objective of the puzzle, you have to make the right moves. Following are the right moves

1. Kc6, Ra4, Ra8#

### **1.2.2 Explanation for the moves**

1. Kc6 - This will stop opponents king from moving to seventh rank.
2. Ra8# - This is called rook mate or box mate
3. For right move - You deserve a big applause. Good work
4. For wrong move - Dont lose hope. You can do better.

## **1.3 How to view the solution to hard chess puzzle 0015**

To view the [solution to this puzzle](#), follow the steps given below

1. Go to the [puzzle page](#)
2. Click the solution button (Key as shown [below](#)) to view the solution



Figure 1.3: Click the solution button to view solutions @ <https://gbud.in/grd5h63>

## 1.4 How to get help for moves in the hard chess puzzle 0015

To get help or the possible next moves in the puzzle, , follow the steps given below

1. Go to the [puzzle page](#)
2. Click the help button (exclamation mark as shown [below](#)) to get help or suggestion on next possible [move](#)



Figure 1.4: Click the help button to get help on next move @ <https://gbud.in/grd5h63>



Figure 1.5: Solve more hard puzzles @ <https://gbud.in/chshdpz>



Figure 1.6: Solve other puzzles @ <https://gbud.in/chsgppz>

## 1.5 Play chess for free



Figure 1.7: Play chess online for free. Solve puzzles and play with friends

Play chess for free at <https://gbud.in/chs>

We present you a platform to play chess online with friends for free. No need to install any app. You can play chess for free without registration or login.

Simple. You can do several chess related activities.

1. solve chess puzzles
2. learn about chess
3. play chess with computer
4. play chess with friend
5. create your own chess games
6. fen viewer
7. fen editor
8. fen generator
9. pgn viewer
10. chess board editor
11. view famous chess games.



Figure 1.8: Solve this puzzle online by scanning this QR code or go to the link below

<https://gbud.in/grd5h63>

Read the latest article on Hard chess puzzle - # 0015 - Mate in 3 moves by scanning this QR code or click the link

Previous article : « [Hard chess puzzle - # 0014 - Mate in 3 moves](#)

Next article : [Hard chess puzzle - # 0016 - Mate in 3 moves](#) »

[Back to top](#)

[Contact Us](#)

© GBud Games 2021



Hard chess puzzle # 0016

By

G Bud Games  
<https://gbud.in>

September 23, 2021

# Chapter 1

## Hard chess puzzle - # 0016 - Mate in 3 moves

Solve this hard chess puzzle and improve your chess games through improvement of your chess strategies and chess tactics. This hard puzzle is a subset of [kids games](#).

Puzzle No : 0016

Difficulty level : hard

Description : Mate in 3 moves

Next Move : White

Player level : Advanced

Short URL for puzzle : <https://gbud.in/glw9q33>

## 1.1 Hard chess puzzle 0016



Figure 1.1: Solve this hard chess puzzle 0016. Mate in 3 moves @ <https://gbud.in/glw9q33>



Figure 1.2: Solve this hard chess puzzle online with solution @ <https://gbud.in/glw9q33>

## 1.2 Solution to hard chess puzzle 0016

At this puzzle, next **move** is by **White**. The objective of the puzzle is to Mate in 3 moves.

See the solution at the [puzzle page](#)



### 1.2.1 Right moves for the solution to the hard chess puzzle 0016

Based on the objective of the puzzle, you have to make the right moves. Following are the right moves

1. Kc7, Bd4+, Bd5#

### 1.2.2 Explanation for the moves

1. Kc7 - This move will restrict the moves of opponents king
2. Bd5# - This is called king and two bishops mate
3. For right move - Your moves of bishops and king are clever.
4. For wrong move - You missed a very narrow opportunity of check-mate. Try again

## 1.3 How to view the solution to hard chess puzzle 0016

To view the [solution to this puzzle](#), follow the steps given below

1. Go to the [puzzle page](#)
2. Click the solution button (Key as shown [below](#)) to view the solution



Figure 1.3: Click the solution button to view solutions @ <https://gbud.in/glw9q33>

## 1.4 How to get help for moves in the hard chess puzzle 0016

To get help or the possible next moves in the puzzle, , follow the steps given below

1. Go to the [puzzle page](#)
2. Click the help button (exclamation mark as shown [below](#)) to get help or suggestion on next possible [move](#)



Figure 1.4: Click the help button to get help on next move @ <https://gbud.in/glw9q33>



Figure 1.5: Solve more hard puzzles @ <https://gbud.in/chshdpz>



Figure 1.6: Solve other puzzles @ <https://gbud.in/chsgppz>

## 1.5 Play chess for free



Figure 1.7: Play chess online for free. Solve puzzles and play with friends

Play chess for free at <https://gbud.in/chs>

We present you a platform to play chess online with friends for free. No need to install any app. You can play chess for free without registration or login.

Simple. You can do several chess related activities.

1. solve chess puzzles
2. learn about chess
3. play chess with computer
4. play chess with friend
5. create your own chess games
6. fen viewer
7. fen editor
8. fen generator
9. pgn viewer
10. chess board editor
11. view famous chess games.



Figure 1.8: Solve this puzzle online by scanning this QR code or go to the link below

<https://gbud.in/glw9q33>

Read the latest article on Hard chess puzzle - # 0016 - Mate in 3 moves by scanning this QR code or click the link

Previous article : « [Hard chess puzzle - # 0015 - Mate in 3 moves](#)

Next article : [Hard chess puzzle - # 0017 - Mate in 3 moves](#) »

[Back to top](#)

[Contact Us](#)

© GBud Games 2021



Hard chess puzzle # 0017

By

G Bud Games  
<https://gbud.in>

September 23, 2021

# Chapter 1

## Hard chess puzzle - # 0017 - Mate in 3 moves

Solve this hard chess puzzle and improve your chess games through improvement of your chess strategies and chess tactics. This hard puzzle is a subset of [kids games](#).

Puzzle No : 0017

Difficulty level : hard

Description : Mate in 3 moves

Next Move : White

Player level : Advanced

Short URL for puzzle : <https://gbud.in/g1zxd33>

## 1.1 Hard chess puzzle 0017



Figure 1.1: Solve this hard chess puzzle 0017. Mate in 3 moves @ <https://gbud.in/g1zxd33>



Figure 1.2: Solve this hard chess puzzle online with solution @ <https://gbud.in/g1zxd33>

## 1.2 Solution to hard chess puzzle 0017

At this puzzle, next **move** is by **White**. The objective of the puzzle is to Mate in 3 moves.

See the solution at the [puzzle page](#)



### 1.2.1 Right moves for the solution to the hard chess puzzle 0017

Based on the objective of the puzzle, you have to make the right moves. Following are the right moves

1. Qxb7+, Bc6+, Nd7#
2. Qxb7+, Bc6+, Na6#

### 1.2.2 Explanation for the moves

1. Na6# - This is called suffocation mate
2. Nd7# - This is called suffocation mate
3. Qxb7+ - This sacrifice of queen is necessary for checkmate
4. For right move - You did not hesitate to sacrifice the queen for a checkmate. Bold moves
5. For wrong move - You could have sacrificed the queen and mate in 3 moves. Dont give up

## 1.3 Categories of hard chess puzzle 0017

This hard chess puzzle falls in these categories.

1. [Hard chess puzzles](#)
2. [Sacrifice puzzles in chess](#)
3. [Mate in 3 puzzles in chess](#)
4. [Endgame puzzles in chess](#)

## 1.4 How to view the solution to hard chess puzzle 0017

To view the [solution to this puzzle](#), follow the steps given below

1. Go to the [puzzle page](#)
2. Click the solution button (Key as shown [below](#)) to view the solution



Figure 1.3: Click the solution button to view solutions @ <https://gbud.in/g1zxd33>

## 1.5 How to get help for moves in the hard chess puzzle 0017

To get help or the possible next moves in the puzzle, , follow the steps given below

1. Go to the [puzzle page](#)
2. Click the help button (exclamation mark as shown [below](#)) to get help or suggestion on next possible [move](#)



Figure 1.4: Click the help button to get help on next move @ <https://gbud.in/g1zxd33>



Figure 1.5: Solve more hard puzzles @ <https://gbud.in/chshdpz>



Figure 1.6: Solve other puzzles @ <https://gbud.in/chsgppz>

## 1.6 Play chess for free



Figure 1.7: Play chess online for free. Solve puzzles and play with friends

Play chess for free at <https://gbud.in/chs>

We present you a platform to play chess online with friends for free. No need to install any app. You can play chess for free without registration or login.

Simple. You can do several chess related activities.

1. solve chess puzzles
2. learn about chess
3. play chess with computer
4. play chess with friend
5. create your own chess games
6. fen viewer
7. fen editor
8. fen generator
9. pgn viewer
10. chess board editor
11. view famous chess games.



Figure 1.8: Solve this puzzle online by scanning this QR code or go to the link below

<https://gbud.in/g1zxd33>

Read the latest article on Hard chess puzzle - # 0017 - Mate in 3 moves by scanning this QR code or click the link

Previous article : « [Hard chess puzzle - # 0016 - Mate in 3 moves](#)

Next article : [Hard chess puzzle - # 0018 - Mate in 3 moves](#) »

[Back to top](#)

[Contact Us](#)

© GBud Games 2021



Hard chess puzzle # 0018

By

G Bud Games  
<https://gbud.in>

September 23, 2021

# Chapter 1

## Hard chess puzzle - # 0018 - Mate in 3 moves

Solve this hard chess puzzle and improve your chess games through improvement of your chess strategies and chess tactics. This hard puzzle is a subset of [kids games](#).

Puzzle No : 0018

Difficulty level : hard

Description : Mate in 3 moves

Next Move : White

Player level : Advanced

Short URL for puzzle : <https://gbud.in/g3v3nc3>

## 1.1 Hard chess puzzle 0018



Figure 1.1: Solve this hard chess puzzle 0018. Mate in 3 moves @ <https://gbud.in/g3v3nc3>



Figure 1.2: Solve this hard chess puzzle online with solution @ <https://gbud.in/g3v3nc3>

## 1.2 Solution to hard chess puzzle 0018

At this puzzle, next [move](#) is by [White](#). The objective of the puzzle is to Mate in 3 moves.

See the solution at the [puzzle page](#)



### 1.2.1 Right moves for the solution to the hard chess puzzle 0018

Based on the objective of the puzzle, you have to make the right moves. Following are the right moves

1. Rb8+, d8=Q+, Ng5#
2. Rb8+, d8=Q+, Nd6#

### 1.2.2 Explanation for the moves

1. Rb8+ - This sacrifice of rook is required as it stops the knight from capturing the promoted queen
2. d8=Q+ - This is called promotion
3. For right move - You used sacrifice and promotion effectively to check-mate
4. For wrong move - It seems you underestimated the power of promotion and sacrifice.

## 1.3 Categories of hard chess puzzle 0018

This hard chess puzzle falls in these categories.

1. [Hard chess puzzles](#)
2. [Sacrifice puzzles in chess](#)
3. [Mate in 3 puzzles in chess](#)
4. [Endgame puzzles in chess](#)

## 1.4 How to view the solution to hard chess puzzle 0018

To view the [solution to this puzzle](#), follow the steps given below

1. Go to the [puzzle page](#)
2. Click the solution button (Key as shown [below](#)) to view the solution



Figure 1.3: Click the solution button to view solutions @ <https://gbud.in/g3v3nc3>

## 1.5 How to get help for moves in the hard chess puzzle 0018

To get help or the possible next moves in the puzzle, , follow the steps given below

1. Go to the [puzzle page](#)
2. Click the help button (exclamation mark as shown [below](#)) to get help or suggestion on next possible [move](#)



Figure 1.4: Click the help button to get help on next move @ <https://gbud.in/g3v3nc3>



Figure 1.5: Solve more hard puzzles @ <https://gbud.in/chshdpz>



Figure 1.6: Solve other puzzles @ <https://gbud.in/chsgppz>

## 1.6 Play chess for free



Figure 1.7: Play chess online for free. Solve puzzles and play with friends

Play chess for free at <https://gbud.in/chs>

We present you a platform to play chess online with friends for free. No need to install any app. You can play chess for free without registration or login.

Simple. You can do several chess related activities.

1. solve chess puzzles
2. learn about chess
3. play chess with computer
4. play chess with friend
5. create your own chess games
6. fen viewer
7. fen editor
8. fen generator
9. pgn viewer
10. chess board editor
11. view famous chess games.



Figure 1.8: Solve this puzzle online by scanning this QR code or go to the link below

<https://gbud.in/g3v3nc3>

Read the latest article on Hard chess puzzle - # 0018 - Mate in 3 moves by scanning this QR code or click the link

Previous article : « [Hard chess puzzle - # 0017 - Mate in 3 moves](#)

Next article : [Hard chess puzzle - # 0019 - Mate in 3 moves](#) »

[Back to top](#)

[Contact Us](#)

© GBud Games 2021



Hard chess puzzle # 0019

By

G Bud Games  
<https://gbud.in>

September 23, 2021

# Chapter 1

## Hard chess puzzle - # 0019 - Mate in 3 moves

Solve this hard chess puzzle and improve your chess games through improvement of your chess strategies and chess tactics. This hard puzzle is a subset of [kids games](#).

Puzzle No : 0019

Difficulty level : hard

Description : Mate in 3 moves

Next Move : White

Player level : Advanced

Short URL for puzzle : <https://gbud.in/gwf9vy3>

## 1.1 Hard chess puzzle 0019



Figure 1.1: Solve this hard chess puzzle 0019. Mate in 3 moves @ <https://gbud.in/gwf9vy3>



Figure 1.2: Solve this hard chess puzzle online with solution @ <https://gbud.in/gwf9vy3>

## 1.2 Solution to hard chess puzzle 0019

At this puzzle, next **move** is by **White**. The objective of the puzzle is to Mate in 3 moves.

See the solution at the [puzzle page](#)



### 1.2.1 Right moves for the solution to the hard chess puzzle 0019

Based on the objective of the puzzle, you have to make the right moves. Following are the right moves

1. Rg5, c3+, b3#

### 1.2.2 Explanation for the moves

1. Rg5 - This will not allow the king to move to fifth rank
2. c3+ - King has only one square to move
3. b3# - This is called pawn mate or David and Goliath mate as a pawn is giving a checkmate
4. For right move - You had a checkmate using a pawn. Great work
5. For wrong move - Pawns could be very useful in endgames. You missed it. Try again

## 1.3 Categories of hard chess puzzle 0019

This hard chess puzzle falls in these categories.

1. [Hard chess puzzles](#)
2. [Mate in 3 puzzles in chess](#)
3. [Endgame puzzles in chess](#)

## 1.4 How to view the solution to hard chess puzzle 0019

To view the [solution to this puzzle](#), follow the steps given below

1. Go to the [puzzle page](#)
2. Click the solution button (Key as shown [below](#)) to view the solution



Figure 1.3: Click the solution button to view solutions @ <https://gbud.in/gwf9vy3>

## 1.5 How to get help for moves in the hard chess puzzle 0019

To get help or the possible next moves in the puzzle, , follow the steps given below

1. Go to the [puzzle page](#)
2. Click the help button (exclamation mark as shown [below](#)) to get help or suggestion on next possible [move](#)



Figure 1.4: Click the help button to get help on next move @ <https://gbud.in/gwf9vy3>



Figure 1.5: Solve more hard puzzles @ <https://gbud.in/chshdpz>



Figure 1.6: Solve other puzzles @ <https://gbud.in/chsgppz>

## 1.6 Play chess for free



Figure 1.7: Play chess online for free. Solve puzzles and play with friends

Play chess for free at <https://gbud.in/chs>

We present you a platform to play chess online with friends for free. No need to install any app. You can play chess for free without registration or login.

Simple. You can do several chess related activities.

1. solve chess puzzles
2. learn about chess
3. play chess with computer
4. play chess with friend
5. create your own chess games
6. fen viewer
7. fen editor
8. fen generator
9. pgn viewer
10. chess board editor
11. view famous chess games.



Figure 1.8: Solve this puzzle online by scanning this QR code or go to the link below

<https://gbud.in/gwf9vy3>

Read the latest article on Hard chess puzzle - # 0019 - Mate in 3 moves by scanning this QR code or click the link

Previous article : « [Hard chess puzzle - # 0018 - Mate in 3 moves](#)

Next article : [Hard chess puzzle - # 0020 - Mate in 3 moves](#) »

[Back to top](#)

[Contact Us](#)

© GBud Games 2021



Hard chess puzzle # 0020

By

G Bud Games  
<https://gbud.in>

September 23, 2021

# Chapter 1

## Hard chess puzzle - # 0020 - Mate in 3 moves

Solve this hard chess puzzle and improve your chess games through improvement of your chess strategies and chess tactics. This hard puzzle is a subset of [kids games](#).

Puzzle No : 0020

Difficulty level : hard

Description : Mate in 3 moves

Next Move : White

Player level : Advanced

Short URL for puzzle : <https://gbud.in/glk1bh3>

## 1.1 Hard chess puzzle 0020



Figure 1.1: Solve this hard chess puzzle 0020. Mate in 3 moves @ <https://gbud.in/glk1bh3>



Figure 1.2: Solve this hard chess puzzle online with solution @ <https://gbud.in/glk1bh3>

## 1.2 Solution to hard chess puzzle 0020

At this puzzle, next **move** is by **White**. The objective of the puzzle is to Mate in 3 moves.

See the solution at the [puzzle page](#)



### 1.2.1 Right moves for the solution to the hard chess puzzle 0020

Based on the objective of the puzzle, you have to make the right moves. Following are the right moves

1. Rxf6, Nxf6+, Qxh7#

### 1.2.2 Explanation for the moves

1. Rxf6 - This is a sacrifice to remove support to h7 by the knight.
2. Nxf6+ - King is kind of trapped and it can not capture the knight since it is supported by the bishop
3. For right move - You had your right moves. keep it up.
4. For wrong move - Some sacrifice and series of checks would have made you won. Try again

## 1.3 Categories of hard chess puzzle 0020

This hard chess puzzle falls in these categories.

1. [Hard chess puzzles](#)
2. [Sacrifice puzzles in chess](#)
3. [Mate in 3 puzzles in chess](#)
4. [Endgame puzzles in chess](#)

## 1.4 How to view the solution to hard chess puzzle 0020

To view the [solution to this puzzle](#), follow the steps given below

1. Go to the [puzzle page](#)
2. Click the solution button (Key as shown [below](#)) to view the solution



Figure 1.3: Click the solution button to view solutions @ <https://gbud.in/glk1bh3>

## 1.5 How to get help for moves in the hard chess puzzle 0020

To get help or the possible next moves in the puzzle, , follow the steps given below

1. Go to the [puzzle page](#)
2. Click the help button (exclamation mark as shown [below](#)) to get help or suggestion on next possible [move](#)



Figure 1.4: Click the help button to get help on next move @ <https://gbud.in/glk1bh3>



Figure 1.5: Solve more hard puzzles @ <https://gbud.in/chshdpz>



Figure 1.6: Solve other puzzles @ <https://gbud.in/chsgppz>

## 1.6 Play chess for free



Figure 1.7: Play chess online for free. Solve puzzles and play with friends

Play chess for free at <https://gbud.in/chs>

We present you a platform to play chess online with friends for free. No need to install any app. You can play chess for free without registration or login.

Simple. You can do several chess related activities.

1. solve chess puzzles
2. learn about chess
3. play chess with computer
4. play chess with friend
5. create your own chess games
6. fen viewer
7. fen editor
8. fen generator
9. pgn viewer
10. chess board editor
11. view famous chess games.



Figure 1.8: Solve this puzzle online by scanning this QR code or go to the link below

<https://gbud.in/glk1bh3>

Read the latest article on Hard chess puzzle - # 0020 - Mate in 3 moves by scanning this QR code or click the link

Previous article : « [Hard chess puzzle - # 0019 - Mate in 3 moves](#)

Next article : [Hard chess puzzles](#) »

[Back to top](#)

[Contact Us](#)

© GBud Games 2021



## Hard Chess Puzzle # 0021

By

G Bud Games  
<https://gbud.in>

September 25, 2021

# Chapter 1

## Hard Chess puzzle # 0021 - Mate in 3 moves

Solve this hard chess puzzle and improve your chess games through improvement of your chess strategies and chess tactics. This hard puzzle is a subset of [kids games](#).

Puzzle No : 0021

Difficulty level : hard

Description : Mate in 3 moves

Next Move : White

Player level : Advanced

Short URL for puzzle : <https://gbud.in/gysbk53>

## 1.1 Hard chess puzzle 0021




Figure 1.1: Solve this hard chess puzzle 0021. Mate in 3 moves @ <https://gbud.in/gysbk53>



Figure 1.2: Solve this hard chess puzzle online with solution @ <https://gbud.in/gysbk53>

## 1.2 Solution to hard chess puzzle 0021

At this puzzle, next **move** is by **White**. The objective of the puzzle is to mate in 3 moves.

See the solution at the [puzzle page](#)



## 1.2.1 Solution 1

### 1.2.1.1 Initial board position

This is the initial board position of hard chess puzzle 0021.




Figure 1.3: Initial board position of hard chess puzzle 0021

### 1.2.1.2 Move 1

Move by white




Figure 1.4: Kb6 - This is a crucial move since this will not allow the opponents king to move to seventh rank

### 1.2.1.3 Move 2

Move by black




Figure 1.5: Kb8 - Opponent's king has only b8 to move

### 1.2.1.4 Move 3

Move by white




Figure 1.6: Nd7+ - This will force the opponents king to the corner square a8

### 1.2.1.5 Move 4

Move by black




Figure 1.7: Ka8 - Opponents king is pushed to a corner so that you can have a checkmate

### 1.2.1.6 Move 5

Move by white




Figure 1.8: Bb7# - This move is a checkmate move

## 1.2.2 Right moves for the solution to the hard chess puzzle 0021

Based on the objective of the puzzle, you have to make the right moves. Following are the right moves

1. Kb6, Nd7+, Bb7#

## 1.2.3 Explanation for the moves

1. Kb6 - This is a crucial move since this will not allow the opponents king to move to seventh rank
2. Nd7+ - This will force the opponents king to the corner square a8
3. Bb7# - This move is a checkmate move
4. Kb8 - Opponent's king has only b8 to move
5. Ka8 - Opponents king is pushed to a corner so that you can have a checkmate
6. For right move - You moved wisely so that the opponents king could not escape from your attack.
7. For wrong move - You should have restricted the movement of opponents king. Try once more

## 1.3 Categories of hard chess puzzle 0021

This hard chess puzzle falls in these categories.

1. [Hard chess puzzles](#)
2. [Mate in 3 puzzles in chess](#)
3. [Endgame puzzles in chess](#)

## 1.4 How to view the solution to hard chess puzzle 0021

To view the [solution to this puzzle](#), follow the steps given below

1. Go to the [puzzle page](#)
2. Click the solution button (Key as shown [below](#)) to view the solution

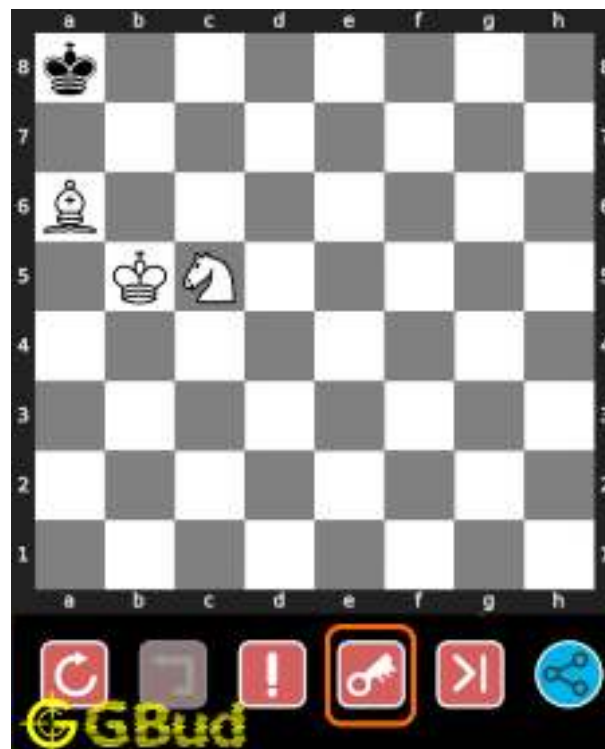


Figure 1.9: Click the solution button to view solutions @ <https://gbud.in/gysbk53>

## 1.5 How to get help for moves in the hard chess puzzle 0021

To get help or the possible next moves in the puzzle, , follow the steps given below

1. Go to the [puzzle page](#)
2. Click the help button (exclamation mark as shown [below](#)) to get help or suggestion on next possible [move](#)

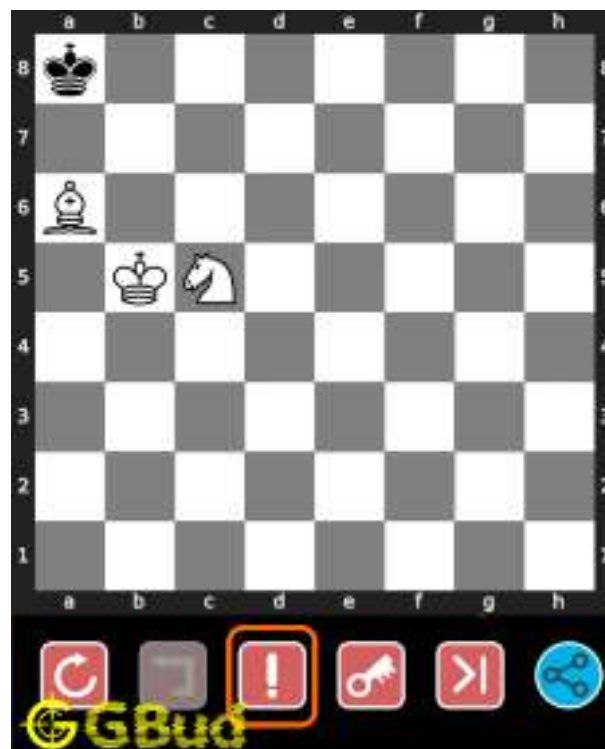


Figure 1.10: Click the help button to get help on next move @ <https://gbud.in/gysbk53>



Figure 1.11: Solve more hard puzzles @ <https://gbud.in/chshdpz>





Figure 1.12: Solve other puzzles @ <https://gbud.in/chsgppz>

## 1.6 Play chess for free



Figure 1.13: Play chess online for free. Solve puzzles and play with friends

Play chess for free at <https://gbud.in/chs>

We present you a platform to play chess online with friends for free. No need to install any app. You can play chess for free without registration or login.

Simple. You can do several chess related activities.

1. [solve chess puzzles](#)
2. [learn about chess](#)

3. [play chess with computer](#)
4. [play chess with friend](#)
5. [create your own chess games](#)
6. [fen viewer](#)
7. [fen editor](#)
8. [fen generator](#)
9. [pgn viewer](#)
10. [chess board editor](#)
11. [view famous chess games.](#)



Figure 1.14: Solve this puzzle online by scanning this QR code or go to the link below

<https://gbud.in/gysbk53>

Read the latest article on Hard Chess puzzle # 0021 - Mate in 3 moves by scanning this QR code or click the link

Previous article : [« Hard chess puzzle - # 0020 - Mate in 3 moves](#)

Next article : [Hard Chess puzzle # 0022 - Mate in 3 moves »](#)

Access the latest version of this article at  
<https://gbud.in/blog/game/chess/hard-chess-puzzles/hard-chess-puzzle-0021.html>

---

[Back to top](#)

[Contact Us](#)

© GBud Games 2021



## Hard Chess Puzzle # 0022

By

G Bud Games  
<https://gbud.in>

September 25, 2021

1.17	Kxd8 - The king is forced to captured the queen as it has no other squares to move. It is falling into the trap . . . . .	20
1.18	Nc6+ - This is a double discovered attack since the knight also attacks the king and it opens another attack from the rook. The king is forced to move. . . . .	21
1.19	Kc8 - The king moves to c8 as it is one of the two squares free . . . . .	22
1.20	Na7# - The knight can not be captured by any piece and the king can not move to d file due to the presence of the rook. Hence it is a checkmate . . . . .	23
1.21	Click the solution button to view solutions @ <a href="https://gbud.in/ggbrx43">https://gbud.in/ggbrx43</a> . . . . .	25
1.22	Click the help button to get help on next move @ <a href="https://gbud.in/ggbrx43">https://gbud.in/ggbrx43</a> . . . . .	26
1.23	Solve more hard puzzles @ <a href="https://gbud.in/chshdpz">https://gbud.in/chshdpz</a> . . . . .	26
1.24	Solve other puzzles @ <a href="https://gbud.in/chsgppz">https://gbud.in/chsgppz</a> . . . . .	26
1.25	Play chess online for free. Solve puzzles and play with friends	27
1.26	Solve this puzzle online by scanning this QR code or go to the link below . . . . .	28

# Chapter 1

## Hard Chess puzzle # 0022 - Mate in 3 moves

Solve this hard chess puzzle and improve your chess games through improvement of your chess strategies and chess tactics. This hard puzzle is a subset of [kids games](#).

Puzzle No : 0022

Difficulty level : hard

Description : Mate in 3 moves

Next Move : White

Player level : Advanced

Short URL for puzzle : <https://gbud.in/ggbrx43>

## 1.1 Hard chess puzzle 0022



Figure 1.1: Solve this hard chess puzzle 0022. Mate in 3 moves @ <https://gbud.in/ggbrx43>



Figure 1.2: Solve this hard chess puzzle online with solution @ <https://gbud.in/ggbrx43>

## 1.2 Solution to hard chess puzzle 0022

At this puzzle, next **move** is by **White**. The objective of the puzzle is to mate in 3 moves.

See the solution at the [puzzle page](#)

## 1.2.1 Solution 1

### 1.2.1.1 Initial board position

This is the initial board position of hard chess puzzle 0022.



Figure 1.3: Initial board position of hard chess puzzle 0022

### 1.2.1.2 Move 1

Move by white





Figure 1.4: Qd8+ - This is a decoy to pull the king to a vulnerable square. The queen is sacrificed for a purpose

### 1.2.1.3 Move 2

Move by black




Figure 1.5: Kxd8 - The king is forced to capture the queen as it has no other squares to move. It is falling into the trap

#### 1.2.1.4 Move 3

Move by white




Figure 1.6: Nc6+ - This is a double discovered attack since the knight also attacks the king and it opens another attack from the rook. The king is forced to move.

### 1.2.1.5 Move 4

Move by black




Figure 1.7: Ke8 - The king moves to e8 as it is one of the two squares free

### 1.2.1.6 Move 5

Move by white



Figure 1.8: Rd8# - The rook can not be captured since it is supported by the knight

## 1.2.2 Solution 2

### 1.2.2.1 Initial board position

This is the initial board position of hard chess puzzle 0022.



Figure 1.9: Initial board position of hard chess puzzle 0022

### 1.2.2.2 Move 1

Move by white



Figure 1.10: Qd8+ - This is a decoy to pull the king to a vulnerable square. The queen is sacrificed for a purpose

### 1.2.2.3 Move 2

Move by black




Figure 1.11: Kxd8 - The king is forced to capture the queen as it has no other squares to move. It is falling into the trap

### 1.2.2.4 Move 3

Move by white






Figure 1.12: Nc6+ - This is a double discovered attack since the knight also attacks the king and it opens another attack from the rook. The king is forced to move.

### 1.2.2.5 Move 4

Move by black




Figure 1.13: Kc8 - The king moves to c8 as it is one of the two squares free

### 1.2.2.6 Move 5

Move by white



Figure 1.14: Rd8# - The rook can not be captured since it is supported by the knight

### 1.2.3 Solution 3

#### 1.2.3.1 Initial board position

This is the initial board position of hard chess puzzle 0022.



Figure 1.15: Initial board position of hard chess puzzle 0022

### 1.2.3.2 Move 1

Move by white



Figure 1.16: Qd8+ - This is a decoy to pull the king to a vulnerable square. The queen is sacrificed for a purpose

### 1.2.3.3 Move 2

Move by black




Figure 1.17: Kxd8 - The king is forced to capture the queen as it has no other squares to move. It is falling into the trap

### 1.2.3.4 Move 3

Move by white




Figure 1.18: Nc6+ - This is a double discovered attack since the knight also attacks the king and it opens another attack from the rook. The king is forced to move.

### 1.2.3.5 Move 4

Move by black




Figure 1.19: Kc8 - The king moves to c8 as it is one of the two squares free

### 1.2.3.6 Move 5

Move by white





Figure 1.20: Na7# - The knight can not be captured by any piece and the king can not move to d file due to the presence of the rook. Hence it is a checkmate

### 1.2.4 Right moves for the solution to the hard chess puzzle 0022

Based on the objective of the puzzle, you have to make the right moves. Following are the right moves

1. Qd8+, Nc6+, Rd8#
2. Qd8+, Nc6+, Na7#

### 1.2.5 Explanation for the moves

1. Qd8+ - This is a decoy to pull the king to a vulnerable square. The queen is sacrificed for a purpose
2. Nc6+ - This is a double discovered attack since the knight also attacks the king and it opens another attack from the rook. The king is forced to move.
3. Rd8# - The rook can not be captured since it is supported by the knight

4. Na7# - The knight can not be captured by any piece and the king can not move to d file due to the presence of the rook. Hence it is a checkmate
5. Kxd8 - The king is forced to capture the queen as it has no other squares to move. It is falling into the trap
6. Ke8 - The king moves to e8 as it is one of the two squares free
7. Kc8 - The king moves to c8 as it is one of the two squares free
8. For right move - You know exactly which moves will give you victory
9. For wrong move - You might want to revise your moves as you missed the winning moves

## 1.3 Categories of hard chess puzzle 0022

This hard chess puzzle falls in these categories.

1. [Hard chess puzzles](#)
2. [Sacrifice puzzles in chess](#)
3. [Mate in 3 puzzles in chess](#)
4. [Endgame puzzles in chess](#)
5. [Decoy puzzles in chess](#)

## 1.4 How to view the solution to hard chess puzzle 0022

To view the [solution to this puzzle](#), follow the steps given below

1. Go to the [puzzle page](#)
2. Click the solution button (Key as shown [below](#)) to view the solution



Figure 1.21: Click the solution button to view solutions @ <https://gbud.in/ggbrx43>

## 1.5 How to get help for moves in the hard chess puzzle 0022

To get help or the possible next moves in the puzzle, , follow the steps given below

1. Go to the [puzzle page](#)
2. Click the help button (exclamation mark as shown [below](#)) to get help or suggestion on next possible [move](#)



Figure 1.22: Click the help button to get help on next move @ <https://gbud.in/ggbrx43>



Figure 1.23: Solve more hard puzzles @ <https://gbud.in/chshdpz>



Figure 1.24: Solve other puzzles @ <https://gbud.in/chsgppz>

## 1.6 Play chess for free



Figure 1.25: Play chess online for free. Solve puzzles and play with friends

Play chess for free at <https://gbud.in/chs>

We present you a platform to play chess online with friends for free. No need to install any app. You can play chess for free without registration or login.

Simple. You can do several chess related activities.

1. solve chess puzzles
2. learn about chess
3. play chess with computer
4. play chess with friend
5. create your own chess games
6. fen viewer
7. fen editor
8. fen generator
9. pgn viewer
10. chess board editor
11. view famous chess games.



Figure 1.26: Solve this puzzle online by scanning this QR code or go to the link below

<https://gbud.in/ggbrx43>

Read the latest article on Hard Chess puzzle # 0022 - Mate in 3 moves by scanning this QR code or click the link

Previous article : « [Hard Chess puzzle # 0021 - Mate in 3 moves](#)

Next article : [Hard Chess puzzle # 0023 - Mate in 5 moves](#) »

[Back to top](#)

[Contact Us](#)

© GBud Games 2021



## Hard Chess Puzzle # 0023

By

G Bud Games  
<https://gbud.in>

September 25, 2021

1.19	Ke1 - The king is moving towards your rook intending to capture it . . . . .	22
1.20	a2 - Opponents king is also nearby . . . . .	23
1.21	Kd1 - The king has to move only one more square for it to go near your rook to capture it. You have to end the game before that . . . . .	24
1.22	a1=R# - The pawn is promoted to a rook and had a checkmate. This checkmate is called ladder mate . . . . .	25
1.23	Click the solution button to view solutions @ <a href="https://gbud.in/g5mlr03">https://gbud.in/g5mlr03</a> . . . . .	27
1.24	Click the help button to get help on next move @ <a href="https://gbud.in/g5mlr03">https://gbud.in/g5mlr03</a> . . . . .	28
1.25	Solve more hard puzzles @ <a href="https://gbud.in/chshdpz">https://gbud.in/chshdpz</a> . . . . .	28
1.26	Solve other puzzles @ <a href="https://gbud.in/chsgppz">https://gbud.in/chsgppz</a> . . . . .	28
1.27	Play chess online for free. Solve puzzles and play with friends	29
1.28	Solve this puzzle online by scanning this QR code or go to the link below . . . . .	30



# Chapter 1

## Hard Chess puzzle # 0023 - Mate in 5 moves

Solve this hard chess puzzle and improve your chess games through improvement of your chess strategies and chess tactics. This hard puzzle is a subset of [kids games](#).

Puzzle No : 0023

Difficulty level : hard

Description : Mate in 5 moves

Next Move : Black

Player level : Advanced

Short URL for puzzle : <https://gbud.in/g5mlr03>

## 1.1 Hard chess puzzle 0023




Figure 1.1: Solve this hard chess puzzle 0023. Mate in 5 moves @ <https://gbud.in/g5mlr03>



Figure 1.2: Solve this hard chess puzzle online with solution @ <https://gbud.in/g5mlr03>

## 1.2 Solution to hard chess puzzle 0023

At this puzzle, next [move](#) is by [Black](#). The objective of the puzzle is to mate in 5 moves.

See the solution at the [puzzle page](#)

## 1.2.1 Solution 1

### 1.2.1.1 Initial board position

This is the initial board position of hard chess puzzle 0023.




Figure 1.3: Initial board position of hard chess puzzle 0023

### 1.2.1.2 Move 1

Move by black




Figure 1.4: Rc2+ - This check has two purposes. first one is to force the king to move to first rank and the second one is to remove the pawn at b2 that stops the promotion of your pawn

### 1.2.1.3 Move 2

Move by white




Figure 1.5: Kg1 - The king has to move to first rank since the third rank is attacked by your king

#### 1.2.1.4 Move 3

Move by black




Figure 1.6: Rxb2 - The obstacle to the promotion is removed

#### 1.2.1.5 Move 4

Move by white




Figure 1.7: Kf1 - Opponent king can move only along the first rank since second rank is attacked by your rook

### 1.2.1.6 Move 5

Move by black




Figure 1.8: a3 - Only two more squares to become a queen or rook.

### 1.2.1.7 Move 6

Move by white






Figure 1.9: Ke1 - The king is moving towards your rook intending to capture it

### 1.2.1.8 Move 7

Move by black




Figure 1.10: a2 - Opponents king is also nearby

### 1.2.1.9 Move 8

Move by white




Figure 1.11: Kd1 - The king has to move only one more square for it to go near your rook to capture it. You have to end the game before that

### 1.2.1.10 Move 9

Move by black




Figure 1.12: a1=Q# - The pawn is promoted to a queen and had a checkmate. This checkmate is called ladder mate

## 1.2.2 Solution 2

### 1.2.2.1 Initial board position

This is the initial board position of hard chess puzzle 0023.




Figure 1.13: Initial board position of hard chess puzzle 0023

### 1.2.2.2 Move 1

Move by black




Figure 1.14: Rc2+ - This check has two purposes. first one is to force the king to move to first rank and the second one is to remove the pawn at b2 that stops the promotion of your pawn

### 1.2.2.3 Move 2

Move by white




Figure 1.15: Kg1 - The king has to move to first rank since the third rank is attacked by your king

#### 1.2.2.4 Move 3

Move by black




Figure 1.16: Rxb2 - The obstacle to the promotion is removed

#### 1.2.2.5 Move 4

Move by white






Figure 1.17: Kf1 - Opponent king can move only along the first rank since second rank is attacked by your rook

### 1.2.2.6 Move 5

Move by black




Figure 1.18: a3 - Only two more squares to become a queen or rook.

### 1.2.2.7 Move 6

Move by white




Figure 1.19: Ke1 - The king is moving towards your rook intending to capture it

### 1.2.2.8 Move 7

Move by black




Figure 1.20: a2 - Opponents king is also nearby

### 1.2.2.9 Move 8

Move by white




Figure 1.21: Kd1 - The king has to move only one more square for it to go near your rook to capture it. You have to end the game before that

### 1.2.2.10 Move 9

Move by black




Figure 1.22: a1=R# - The pawn is promoted to a rook and had a checkmate. This checkmate is called ladder mate

### 1.2.3 Right moves for the solution to the hard chess puzzle 0023

Based on the objective of the puzzle, you have to make the right moves. Following are the right moves

1. Rc2+, Rxb2, a3, a2, a1=Q#
2. Rc2+, Rxb2, a3, a2, a1=R#

### 1.2.4 Explanation for the moves

1. Kg1 - The king has to move to first rank since the third rank is attacked by your king
2. Kf1 - Opponent king can move only along the first rank since second rank is attacked by your rook
3. Ke1 - The king is moving towards your rook intending to capture it
4. Kd1 - The king has to move only one more square for it to go near your rook to capture it. You have to end the game before that
5. Rc2+ - This check has two purposes. first one is to force the king to move to first rank and the second one is to remove the pawn at b2

that stops the promotion of your pawn

6. Rxb2 - The obstacle to the promotion is removed
7. a3 - Only two more squares to become a queen or rook.
8. a2 - Opponents king is also nearby
9. a1=Q# - The pawn is promoted to a queen and had a checkmate. This checkmate is called ladder mate
10. a1=R# - The pawn is promoted to a rook and had a checkmate. This checkmate is called ladder mate
11. For right move - It needs tremendous effort to calculate these long moves. You have that persistence
12. For wrong move - It seems you lost somewhere, correct your mistakes. You can do it.

### 1.3 Categories of hard chess puzzle 0023

This hard chess puzzle falls in these categories.

1. [Hard chess puzzles](#)
2. [Endgame puzzles in chess](#)
3. [Promotion puzzles in chess](#)

### 1.4 How to view the solution to hard chess puzzle 0023

To view the [solution to this puzzle](#), follow the steps given below

1. Go to the [puzzle page](#)
2. Click the solution button (Key as shown [below](#)) to view the solution



Figure 1.23: Click the solution button to view solutions @ <https://gbud.in/g5mlr03>

## 1.5 How to get help for moves in the hard chess puzzle 0023

To get help or the possible next moves in the puzzle, , follow the steps given below

1. Go to the [puzzle page](#)
2. Click the help button (exclamation mark as shown [below](#)) to get help or suggestion on next possible [move](#)





Figure 1.24: Click the help button to get help on next move @ <https://gbud.in/g5mlr03>



Figure 1.25: Solve more hard puzzles @ <https://gbud.in/chshdpz>



Figure 1.26: Solve other puzzles @ <https://gbud.in/chsgppz>

## 1.6 Play chess for free



Figure 1.27: Play chess online for free. Solve puzzles and play with friends

Play chess for free at <https://gbud.in/chs>

We present you a platform to play chess online with friends for free. No need to install any app. You can play chess for free without registration or login.

Simple. You can do several chess related activities.

1. solve chess puzzles
2. learn about chess
3. play chess with computer
4. play chess with friend
5. create your own chess games
6. fen viewer
7. fen editor
8. fen generator
9. pgn viewer
10. chess board editor
11. view famous chess games.



Figure 1.28: Solve this puzzle online by scanning this QR code or go to the link below

<https://gbud.in/g5mlr03>

Read the latest article on Hard Chess puzzle # 0023 - Mate in 5 moves by scanning this QR code or click the link

Previous article : « [Hard Chess puzzle # 0022 - Mate in 3 moves](#)

Next article : [Hard chess puzzles](#) »

[Back to top](#)

[Contact Us](#)

© GBud Games 2021



## Hard Chess Puzzle # 0024

By

G Bud Games  
<https://gbud.in>

September 26, 2021

# Chapter 1

## Hard Chess puzzle # 0024 - Which are the best 5 moves next

Solve this hard chess puzzle and improve your chess games through improvement of your chess strategies and chess tactics. This hard puzzle is a subset of [kids games](#).

Puzzle No : 0024

Difficulty level : hard

Description : Which are the best 5 moves next

Next Move : White

Player level : Advanced

Short URL for puzzle : <https://gbud.in/g3kvbc3>

## 1.1 Hard chess puzzle 0024




Figure 1.1: Solve this hard chess puzzle 0024. Which are the best 5 moves next @ <https://gbud.in/g3kvbc3>



Figure 1.2: Solve this hard chess puzzle online with solution @ <https://gbud.in/g3kvbc3>

## 1.2 Solution to hard chess puzzle 0024

At this puzzle, next **move** is by **White**. The objective of the puzzle is to which are the best 5 moves next.

See the solution at the [puzzle page](#)

## 1.2.1 Solution 1

### 1.2.1.1 Initial board position

This is the initial board position of hard chess puzzle 0024.




Figure 1.3: Initial board position of hard chess puzzle 0024

### 1.2.1.2 Move 1

Move by white




Figure 1.4: a4 - This pawn has a better chance to become a queen as there are no pieces nearby to stop it

### 1.2.1.3 Move 2

Move by black






Figure 1.5: Kh2 - Opponent is trying to capture your pawn

### 1.2.1.4 Move 3

Move by white




Figure 1.6: a5 - March ahead

#### 1.2.1.5 Move 4

Move by black




Figure 1.7: Kh3 - If the pawn is removed, their pawn can march forward for a promotion

### 1.2.1.6 Move 5

Move by white




Figure 1.8: a6 -

### 1.2.1.7 Move 6

Move by black




Figure 1.9: Kh4 -

### 1.2.1.8 Move 7

Move by white




Figure 1.10: a7 -

### 1.2.1.9 Move 8

Move by black




Figure 1.11: Kxg5 - Your pawn is captured

### 1.2.1.10 Move 9

Move by white




Figure 1.12: a8=Q - You can better promote to a queen since it is the most helpful piece for this scenario

### 1.2.2 Right moves for the solution to the hard chess puzzle 0024

Based on the objective of the puzzle, you have to make the right moves. Following are the right moves

1. a4, a5, a6, a7, a8=Q

### 1.2.3 Explanation for the moves

1. a4 - This pawn has a better chance to become a queen as there are no pieces nearby to stop it
2. a5 - March ahead
3. a6 -
4. a7 -
5. a8=Q - You can better promote to a queen since it is the most helpful piece for this scenario
6. Kh2 - Opponent is trying to capture your pawn
7. Kh3 - If the pawn is removed, their pawn can march forward for a promotion



8. Kh4 -
9. Kxg5 - Your pawn is captured
10. For right move - You knew that promoting this pawn to a queen is the best chance you got.
11. For wrong move - You could have got a queen in 5 moves. Consider promoting the pawn

## 1.3 Categories of hard chess puzzle 0024

This hard chess puzzle falls in these categories.

1. [Hard chess puzzles](#)
2. [Promotion puzzles in chess](#)

## 1.4 How to view the solution to hard chess puzzle 0024

To view the [solution to this puzzle](#), follow the steps given below

1. Go to the [puzzle page](#)
2. Click the solution button (Key as shown [below](#)) to view the solution



Figure 1.13: Click the solution button to view solutions @ <https://gbud.in/g3kvbc3>

## 1.5 How to get help for moves in the hard chess puzzle 0024

To get help or the possible next moves in the puzzle, , follow the steps given below

1. Go to the [puzzle page](#)
2. Click the help button (exclamation mark as shown [below](#)) to get help or suggestion on next possible [move](#)



Figure 1.14: Click the help button to get help on next move @ <https://gbud.in/g3kvbc3>



Figure 1.15: Solve more hard puzzles @ <https://gbud.in/chshdpz>



Figure 1.16: Solve other puzzles @ <https://gbud.in/chsgppz>

## 1.6 Play chess for free



Figure 1.17: Play chess online for free. Solve puzzles and play with friends

Play chess for free at <https://gbud.in/chs>

We present you a platform to [play chess online with friends for free](https://gbud.in/chs). No need to install any app. You can [play chess for free without registration or login](https://gbud.in/chs).

Simple. You can do several chess related activities.

1. [solve chess puzzles](#)
2. [learn about chess](#)
3. [play chess with computer](#)
4. [play chess with friend](#)
5. [create your own chess games](#)
6. [fen viewer](#)
7. [fen editor](#)
8. [fen generator](#)
9. [pgn viewer](#)
10. [chess board editor](#)
11. [view famous chess games](#).



Figure 1.18: Solve this puzzle online by scanning this QR code or go to the link below

<https://gbud.in/g3kvbc3>

Read the latest article on Hard Chess puzzle # 0024 - Which are the best 5 moves next by scanning this QR code or click the link

Previous article : « [Hard Chess puzzle # 0023 - Mate in 5 moves](#)

Next article : [Hard chess puzzles](#) »

[Back to top](#)

[Contact Us](#)

© GBud Games 2021



## Hard Chess Puzzle # 0025

By

G Bud Games  
<https://gbud.in>

September 28, 2021

# Chapter 1

## Hard Chess puzzle # 0025 - Avoid checkmate in 2 moves

Solve this hard chess puzzle and improve your chess games through improvement of your chess strategies and chess tactics. This hard puzzle is a subset of [kids games](#).

Puzzle No : 0025

Difficulty level : hard

Description : Avoid checkmate in 2 moves

Next Move : White

Player level : Advanced

Short URL for puzzle : <https://gbud.in/gh79rn3>

## 1.1 Hard chess puzzle 0025




Figure 1.1: Solve this hard chess puzzle 0025. Avoid checkmate in 2 moves  
@ <https://gbud.in/gh79rn3>



Figure 1.2: Solve this hard chess puzzle online with solution @  
<https://gbud.in/gh79rn3>

## 1.2 Solution to hard chess puzzle 0025

At this puzzle, next **move** is by **White**. The objective of the puzzle is to avoid checkmate in 2 moves.

See the solution at the [puzzle page](#)



## 1.2.1 Solution 1

### 1.2.1.1 Initial board position

This is the initial board position of hard chess puzzle 0025.




Figure 1.3: Initial board position of hard chess puzzle 0025

### 1.2.1.2 Move 1

Move by white




Figure 1.4: Qb8+ - This sacrifice of the queen is necessary to avoid a checkmate

### 1.2.1.3 Move 2

Move by black




Figure 1.5: Bxb8 - Opponent is forced to capture the rook. This is called suicide sacrifice

### 1.2.1.4 Move 3

Move by white




Figure 1.6: Rxb8+ - You have no pieces other than the king after this sacrifice. The queen is forced to capture the rook. Stalemate is unavoidable and this will avoid a loss

### 1.2.2 Right moves for the solution to the hard chess puzzle 0025

Based on the objective of the puzzle, you have to make the right moves. Following are the right moves

1. Qb8+, Rxb8+

### 1.2.3 Explanation for the moves

1. Qb8+ - This sacrifice of the queen is necessary to avoid a checkmate
2. Rxb8+ - You have no pieces other than the king after this sacrifice. The queen is forced to capture the rook. Stalemate is unavoidable and this will avoid a loss
3. Bxb8 - Opponent is forced to capture the rook. This is called suicide sacrifice
4. For right move - Suicide sacrifice is the only way to avoid checkmate. You made clever moves to avoid a loss

5. For wrong move - You have lost your game which could have been avoidable. You can sacrifice your pieces and avoid losing the game. Now either the rook or queen will move to h1 and end the game

## 1.3 Categories of hard chess puzzle 0025

This hard chess puzzle falls in these categories.

1. [Hard chess puzzles](#)
2. [Sacrifice puzzles in chess](#)
3. [Endgame puzzles in chess](#)
4. [Avoid checkmate puzzles in chess](#)
5. [Battery puzzles in chess](#)

## 1.4 How to view the solution to hard chess puzzle 0025

To view the [solution to this puzzle](#), follow the steps given below

1. Go to the [puzzle page](#)
2. Click the solution button (Key as shown [below](#)) to view the solution



Figure 1.7: Click the solution button to view solutions @ <https://gbud.in/gh79rn3>

## 1.5 How to get help for moves in the hard chess puzzle 0025

To get help or the possible next moves in the puzzle, , follow the steps given below

1. Go to the [puzzle page](#)
2. Click the help button (exclamation mark as shown [below](#)) to get help or suggestion on next possible [move](#)



Figure 1.8: Click the help button to get help on next move @ <https://gbud.in/gh79rn3>



Figure 1.9: Solve more hard puzzles @ <https://gbud.in/chshdpz>



Figure 1.10: Solve other puzzles @ <https://gbud.in/chsgppz>

## 1.6 Play chess for free



Figure 1.11: Play chess online for free. Solve puzzles and play with friends

Play chess for free at <https://gbud.in/chs>

We present you a platform to play chess online with friends for free. No need to install any app. You can play chess for free without registration or login.

Simple. You can do several chess related activities.

1. solve chess puzzles
2. learn about chess
3. play chess with computer
4. play chess with friend
5. create your own chess games
6. fen viewer
7. fen editor
8. fen generator
9. pgn viewer
10. chess board editor
11. view famous chess games.





Figure 1.12: Solve this puzzle online by scanning this QR code or go to the link below

<https://gbud.in/gh79rn3>

Read the latest article on Hard Chess puzzle # 0025 - Avoid checkmate in 2 moves by scanning this QR code or click the link

Previous article : [« Hard Chess puzzle # 0024 - Which are the best 5 moves next](#)

Next article : [Hard Chess puzzle # 0026 - Mate in 3 moves »](#)

[Back to top](#)

[Contact Us](#)

© GBud Games 2021



## Hard Chess Puzzle # 0026

By

G Bud Games  
<https://gbud.in>

September 28, 2021

1.22 Nd6+ - This is a two purpose move. First one is the attack on the king and the second one is to open the file for the rook. . . . .	25
1.23 Ke7 - . . . . .	26
1.24 Qa7+ - This will force the king to move to the eighth rank	27
1.25 Kd8 - King has the only option to move to eighth rank . .	28
1.26 Qc7# - The queen can not be captured since it is supported by the rook. . . . .	29
1.27 Click the solution button to view solutions @ <a href="https://gbud.in/g49z063">https://gbud.in/g49z063</a> . . . . .	31
1.28 Click the help button to get help on next move @ <a href="https://gbud.in/g49z063">https://gbud.in/g49z063</a> . . . . .	32
1.29 Solve more hard puzzles @ <a href="https://gbud.in/chshdpz">https://gbud.in/chshdpz</a> . . . . .	32
1.30 Solve other puzzles @ <a href="https://gbud.in/chsgppz">https://gbud.in/chsgppz</a> . . . . .	32
1.31 Play chess online for free. Solve puzzles and play with friends	33
1.32 Solve this puzzle online by scanning this QR code or go to the link below . . . . .	34

# Chapter 1

## Hard Chess puzzle # 0026 - Mate in 3 moves

Solve this hard chess puzzle and improve your chess games through improvement of your chess strategies and chess tactics. This hard puzzle is a subset of [kids games](#).

Puzzle No : 0026

Difficulty level : hard

Description : Mate in 3 moves

Next Move : White

Player level : Advanced

Short URL for puzzle : <https://gbud.in/g49z063>

## 1.1 Hard chess puzzle 0026




Figure 1.1: Solve this hard chess puzzle 0026. Mate in 3 moves @ <https://gbud.in/g49z063>



Figure 1.2: Solve this hard chess puzzle online with solution @ <https://gbud.in/g49z063>

## 1.2 Solution to hard chess puzzle 0026

At this puzzle, next **move** is by **White**. The objective of the puzzle is to mate in 3 moves.

See the solution at the [puzzle page](#)

## 1.2.1 Solution 1

### 1.2.1.1 Initial board position

This is the initial board position of hard chess puzzle 0026.




Figure 1.3: Initial board position of hard chess puzzle 0026

### 1.2.1.2 Move 1

Move by white



Figure 1.4: Nd6+ - This is a two purpose move. First one is the attack on the king and the second one is to open the file for the rook.

### 1.2.1.3 Move 2

Move by black



Figure 1.5: Ke7 -

### 1.2.1.4 Move 3

Move by white





Figure 1.6: Qa7+ - This will force the king to move to the eighth rank

### 1.2.1.5 Move 4

Move by black






Figure 1.8: Qf7# - The queen can not be captured since it is supported by the knight.

## 1.2.2 Solution 2

### 1.2.2.1 Initial board position

This is the initial board position of hard chess puzzle 0026.




Figure 1.9: Initial board position of hard chess puzzle 0026

### 1.2.2.2 Move 1

Move by white




Figure 1.10: Nd6+ - This is a two purpose move. First one is the attack on the king and the second one is to open the file for the rook.

### 1.2.2.3 Move 2

Move by black




Figure 1.11: Ke7 -

### 1.2.2.4 Move 3

Move by white



Figure 1.12: Qa7+ - This will force the king to move to the eighth rank

#### 1.2.2.5 Move 4

Move by black



Figure 1.13: Kf8 - King has the only option to move to eighth rank

### 1.2.2.6 Move 5

Move by white





Figure 1.14: Rc8# - This is called ladder mate

### 1.2.3 Solution 3

#### 1.2.3.1 Initial board position

This is the initial board position of hard chess puzzle 0026.




Figure 1.15: Initial board position of hard chess puzzle 0026

### 1.2.3.2 Move 1

Move by white




Figure 1.16: Nd6+ - This is a two purpose move. First one is the attack on the king and the second one is to open the file for the rook.

### 1.2.3.3 Move 2

Move by black




Figure 1.17: Ke7 -

### 1.2.3.4 Move 3

Move by white



Figure 1.18: Qa7+ - This will force the king to move to the eighth rank

### 1.2.3.5 Move 4

Move by black



Figure 1.19: Kd8 - King has the only option to move to eighth rank

### 1.2.3.6 Move 5

Move by white




Figure 1.20: Rc8# - This is called ladder mate

## 1.2.4 Solution 4

### 1.2.4.1 Initial board position

This is the initial board position of hard chess puzzle 0026.




Figure 1.21: Initial board position of hard chess puzzle 0026

### 1.2.4.2 Move 1

Move by white





Figure 1.22: Nd6+ - This is a two purpose move. First one is the attack on the king and the second one is to open the file for the rook.

### 1.2.4.3 Move 2

Move by black




Figure 1.23: Ke7 -

#### 1.2.4.4 Move 3

Move by white



Figure 1.24: Qa7+ - This will force the king to move to the eighth rank

#### 1.2.4.5 Move 4

Move by black




Figure 1.25: Kd8 - King has the only option to move to eighth rank

#### 1.2.4.6 Move 5

Move by white



Figure 1.26: Qc7# - The queen can not be captured since it is supported by the rook.

### 1.2.5 Right moves for the solution to the hard chess puzzle 0026

Based on the objective of the puzzle, you have to make the right moves. Following are the right moves

1. Nd6+, Qa7+, Qf7#
2. Nd6+, Qa7+, Qe7#
3. Nd6+, Qa7+, Rc8#
4. Nd6+, Qa7+, Qc7#

### 1.2.6 Explanation for the moves

1. Nd6+ - This is a two purpose move. First one is the attack on the king and the second one is to open the file for the rook.
2. Qa7+ - This will force the king to move to the eighth rank
3. Qf7# - The queen can not be captured since it is supported by the knight.
4. Qe7# - The queen can not be captured since it is supported by the knight.

5. Qc7# - The queen can not be captured since it is supported by the rook.
6. Rc8# - This is called ladder mate
7. Ke7 -
8. Kf8 - King has the only option to move to eighth rank
9. Kd8 - King has the only option to move to eighth rank
10. Ke8 - King has the only option to move to eighth rank
11. For right move - These are the right moves to win. Good work
12. For wrong move - You had rook and queen which could have been moved effectively to have a checkmate in three moves. Try again

## 1.3 Categories of hard chess puzzle 0026

This hard chess puzzle falls in these categories.

1. [Hard chess puzzles](#)
2. [Mate in 3 puzzles in chess](#)
3. [Endgame puzzles in chess](#)

## 1.4 How to view the solution to hard chess puzzle 0026

To view the [solution to this puzzle](#), follow the steps given below

1. Go to the [puzzle page](#)
2. Click the solution button (Key as shown [below](#)) to view the solution



Figure 1.27: Click the solution button to view solutions @ <https://gbud.in/g49z063>

## 1.5 How to get help for moves in the hard chess puzzle 0026

To get help or the possible next moves in the puzzle, , follow the steps given below

1. Go to the [puzzle page](#)
2. Click the help button (exclamation mark as shown [below](#)) to get help or suggestion on next possible [move](#)



Figure 1.28: Click the help button to get help on next move @ <https://gbud.in/g49z063>



Figure 1.29: Solve more hard puzzles @ <https://gbud.in/chshdpz>



Figure 1.30: Solve other puzzles @ <https://gbud.in/chsgppz>



## 1.6 Play chess for free



Figure 1.31: Play chess online for free. Solve puzzles and play with friends

Play chess for free at <https://gbud.in/chs>

We present you a platform to [play chess online with friends for free](https://gbud.in/chs). No need to install any app. You can [play chess for free without registration or login](https://gbud.in/chs).

Simple. You can do several chess related activities.

1. [solve chess puzzles](#)
2. [learn about chess](#)
3. [play chess with computer](#)
4. [play chess with friend](#)
5. [create your own chess games](#)
6. [fen viewer](#)
7. [fen editor](#)
8. [fen generator](#)
9. [pgn viewer](#)
10. [chess board editor](#)
11. [view famous chess games](#).



Figure 1.32: Solve this puzzle online by scanning this QR code or go to the link below

<https://gbud.in/g49z063>

Read the latest article on Hard Chess puzzle # 0026 - Mate in 3 moves by scanning this QR code or click the link

Previous article : [« Hard Chess puzzle # 0025 - Avoid checkmate in 2 moves](#)

Next article : [Hard chess puzzles »](#)

[Back to top](#)

[Contact Us](#)

© GBud Games 2021



## Hard Chess Puzzle # 0027

By

G Bud Games  
<https://gbud.in>

September 30, 2021

# Chapter 1

## Hard Chess puzzle # 0027 - Mate in 2 moves

Solve this hard chess puzzle and improve your chess games through improvement of your chess strategies and chess tactics. This hard puzzle is a subset of [kids games](#).

Puzzle No : 0027

Difficulty level : hard

Description : Mate in 2 moves

Next Move : White

Player level : Advanced

Short URL for puzzle : <https://gbud.in/g10bvj3>

## 1.1 Hard chess puzzle 0027




Figure 1.1: Solve this hard chess puzzle 0027. Mate in 2 moves @ <https://gbud.in/g10bvj3>



Figure 1.2: Solve this hard chess puzzle online with solution @ <https://gbud.in/g10bvj3>

## 1.2 Solution to hard chess puzzle 0027

At this puzzle, next **move** is by **White**. The objective of the puzzle is to mate in 2 moves.

See the interactive solution at the [puzzle page](#)

## 1.2.1 Solution 1

### 1.2.1.1 Initial board position

This is the initial board position of hard chess puzzle 0027.




Figure 1.3: Initial board position of hard chess puzzle 0027

### 1.2.1.2 Move 1

Move by white




Figure 1.4: Qxc8+ - This sacrifice of the queen is required to break the opponent's defence

### 1.2.1.3 Move 2

Move by black




Figure 1.5: Kxc8 -

#### 1.2.1.4 Move 3

Move by white






Figure 1.6: Rh8# - King has no free squares to move. This is similar to the Damiano's mate

## 1.2.2 Solution 2

### 1.2.2.1 Initial board position

This is the initial board position of hard chess puzzle 0027.




Figure 1.7: Initial board position of hard chess puzzle 0027

### 1.2.2.2 Move 1

Move by white




Figure 1.8:  $Qxc8+$  - This sacrifice of the queen is required to break the opponent's defence

### 1.2.2.3 Move 2

Move by black




Figure 1.9: Bxc8 -

### 1.2.2.4 Move 3

Move by white




Figure 1.10: Ra8# - Since bishop captured the queen, the kings movement is blocked.

### 1.2.3 Right moves for the solution to the hard chess puzzle 0027

Based on the objective of the puzzle, you have to make the right moves. Following are the right moves

1. Qxc8+, Rh8#
2. Qxc8+, Ra8#

### 1.2.4 Explanation for the moves

1. Qxc8+ - This sacrifice of the queen is required to break the opponent's defence
2. Rh8# - King has no free squares to move. This is similar to the Damiano's mate
3. Ra8# - Since bishop captured the queen, the kings movement is blocked.
4. Kxc8 -
5. Bxc8 -
6. For right move - You won with a right sacrifice. Good work

7. For wrong move - You could have won the game by a right sacrifice.  
Try again

## 1.3 Categories of hard chess puzzle 0027

This hard chess puzzle falls in these categories.

1. [Hard chess puzzles](#)
2. [Sacrifice puzzles in chess](#)
3. [Mate in 2 puzzles in chess](#)
4. [Endgame puzzles in chess](#)

## 1.4 How to view the solution to hard chess puzzle 0027

To view the [solution to this puzzle](#), follow the steps given below

1. Go to the [puzzle page](#)
2. Click the solution button (Key as shown [below](#)) to view the solution



Figure 1.11: Click the solution button to view solutions @ <https://gbud.in/g10bvj3>

## 1.5 How to get help for moves in the hard chess puzzle 0027

To get help or the possible next moves in the puzzle, , follow the steps given below

1. Go to the [puzzle page](#)
2. Click the help button (exclamation mark as shown [below](#)) to get help or suggestion on next possible [move](#)



Figure 1.12: Click the help button to get help on next move @ <https://gbud.in/g10bvj3>



Figure 1.13: Solve more hard puzzles @ <https://gbud.in/chshdpz>



Figure 1.14: Solve other puzzles @ <https://gbud.in/chsgppz>

## 1.6 Play chess for free



Figure 1.15: Play chess online for free. Solve puzzles and play with friends

Play chess for free at <https://gbud.in/chs>

We present you a platform to play chess online with friends for free. No need to install any app. You can play chess for free without registration or login.

Simple. You can do several chess related activities.

1. [solve chess puzzles](#)
2. [learn about chess](#)



3. [play chess with computer](#)
4. [play chess with friend](#)
5. [create your own chess games](#)
6. [fen viewer](#)
7. [fen editor](#)
8. [fen generator](#)
9. [pgn viewer](#)
10. [chess board editor](#)
11. [view famous chess games.](#)



Figure 1.16: Solve this puzzle online by scanning this QR code or go to the link below

<https://gbud.in/g10bvj3>

Read the latest article on Hard Chess puzzle # 0027 - Mate in 2 moves by scanning this QR code or click the link

Previous article : [« Hard Chess puzzle # 0026 - Mate in 3 moves](#)

Next article : [Hard Chess puzzle # 0028 - Mate in 6 moves »](#)

Access the latest version of this article at  
<https://gbud.in/blog/game/chess/hard-chess-puzzles/hard-chess-puzzle-0027.html>

---

[Back to top](#)

[Contact Us](#)

© GBud Games 2021



## Hard Chess Puzzle # 0028

By

G Bud Games  
<https://gbud.in>

September 30, 2021

# Chapter 1

## Hard Chess puzzle # 0028 - Mate in 6 moves

Solve this hard chess puzzle and improve your chess games through improvement of your chess strategies and chess tactics. This hard puzzle is a subset of [kids games](#).

Puzzle No : 0028

Difficulty level : hard

Description : Mate in 6 moves

Next Move : White

Player level : Advanced

Short URL for puzzle : <https://gbud.in/g8hdkp3>

## 1.1 Hard chess puzzle 0028




Figure 1.1: Solve this hard chess puzzle 0028. Mate in 6 moves @ <https://gbud.in/g8hdkp3>



Figure 1.2: Solve this hard chess puzzle online with solution @ <https://gbud.in/g8hdkp3>

## 1.2 Solution to hard chess puzzle 0028

At this puzzle, next [move](#) is by [White](#). The objective of the puzzle is to mate in 6 moves.

See the interactive solution at the [puzzle page](#)

## 1.2.1 Solution 1

### 1.2.1.1 Initial board position

This is the initial board position of hard chess puzzle 0028.




Figure 1.3: Initial board position of hard chess puzzle 0028

### 1.2.1.2 Move 1

Move by white




Figure 1.4: d6 - King's movement to sixth rank is restricted by the pawns. Hence, it will try to go to c file. Your best chance is to promote the pawn in d file.

### 1.2.1.3 Move 2

Move by black




Figure 1.5: Kg8 - The king is moving towards c file

### 1.2.1.4 Move 3

Move by white






Figure 1.6: d7 -

### 1.2.1.5 Move 4

Move by black




Figure 1.7: Kf8 -

### 1.2.1.6 Move 5

Move by white




Figure 1.8:  $d8=Q+$  - The pawn is promoted to queen. Promotion to rook will assist the opponents king to escape which is not advised

### 1.2.1.7 Move 6

Move by black




Figure 1.9: Kf7 - The king is forced to move to seventh rank

### 1.2.1.8 Move 7

Move by white




Figure 1.10: e6+ - With the presence of the queen, series of checks will drive the king to h file where checkmate can be given

### 1.2.1.9 Move 8

Move by black




Figure 1.11: Kg7 - The king is driven towards h file

### 1.2.1.10 Move 9

Move by white




Figure 1.12: f6+ -

### 1.2.1.11 Move 10

Move by black




Figure 1.13: Kh7 -

### 1.2.1.12 Move 11

Move by white






Figure 1.14: g6# - This is called as David and Goliath mate as the checkmate is given by a pawn

### 1.2.2 Right moves for the solution to the hard chess puzzle 0028

Based on the objective of the puzzle, you have to make the right moves. Following are the right moves

1. d6, d7, d8=Q+, e6+, f6+, g6#

### 1.2.3 Explanation for the moves

1. d6 - King's movement to sixth rank is restricted by the pawns. Hence, it will try to go to c file. Your best chance is to promote the pawn in d file.
2. d7 -
3. d8=Q+ - The pawn is promoted to queen. Promotion to rook will assist the opponents king to escape which is not advised
4. e6+ - With the presence of the queen, series of checks will drive the king to h file where checkmate can be given
5. f6+ -

6. g6# - This is called as David and Goliath mate as the checkmate is given by a pawn
7. Kg8 - The king is moving towards c file
8. Kf8 -
9. Kf7 - The king is forced to move to seventh rank
10. Kg7 - The king is driven towards h file
11. Kh7 -
12. For right move - You won the game just by using pawns. You are a master
13. For wrong move - You could have own the game by promoting the pawn in d file to a queen and by series of check by pawns

### 1.3 Categories of hard chess puzzle 0028

This hard chess puzzle falls in these categories.

1. [Hard chess puzzles](#)
2. [Endgame puzzles in chess](#)
3. [Promotion puzzles in chess](#)

### 1.4 How to view the solution to hard chess puzzle 0028

To view the [solution to this puzzle](#), follow the steps given below

1. Go to the [puzzle page](#)
2. Click the solution button (Key as shown [below](#)) to view the solution



Figure 1.15: Click the solution button to view solutions @ <https://gbud.in/g8hdkp3>

## 1.5 How to get help for moves in the hard chess puzzle 0028

To get help or the possible next moves in the puzzle, , follow the steps given below

1. Go to the [puzzle page](#)
2. Click the help button (exclamation mark as shown [below](#)) to get help or suggestion on next possible [move](#)



Figure 1.16: Click the help button to get help on next move @ <https://gbud.in/g8hdkp3>



Figure 1.17: Solve more hard puzzles @ <https://gbud.in/chshdpz>



Figure 1.18: Solve other puzzles @ <https://gbud.in/chsgppz>

## 1.6 Play chess for free



Figure 1.19: Play chess online for free. Solve puzzles and play with friends

Play chess for free at <https://gbud.in/chs>

We present you a platform to [play chess online with friends for free](#). No need to install any app. You can [play chess for free without registration or login](#).

Simple. You can do several chess related activities.

1. [solve chess puzzles](#)
2. [learn about chess](#)
3. [play chess with computer](#)
4. [play chess with friend](#)
5. [create your own chess games](#)
6. [fen viewer](#)
7. [fen editor](#)
8. [fen generator](#)
9. [pgn viewer](#)
10. [chess board editor](#)
11. [view famous chess games](#).



Figure 1.20: Solve this puzzle online by scanning this QR code or go to the link below

<https://gbud.in/g8hdkp3>

Read the latest article on Hard Chess puzzle # 0028 - Mate in 6 moves by scanning this QR code or click the link

Previous article : « [Hard Chess puzzle # 0027 - Mate in 2 moves](#)

Next article : [Hard chess puzzles](#) »

[Back to top](#)

[Contact Us](#)

© GBud Games 2021



## Hard Chess Puzzle # 0029

By

G Bud Games  
<https://gbud.in>

October 1, 2021

## Hard Chess puzzle # 0029 - Mate in 3 moves

Solve this hard chess puzzle and improve your chess games through improvement of your chess strategies and chess tactics. This hard puzzle is a subset of [kids games](#).

Puzzle No : 0029

Difficulty level : hard

Description : Mate in 3 moves

Next Move : White

Player level : Advanced

Short URL for puzzle : <https://gbud.in/gdzqq33>

### Hard chess puzzle 0029




Figure 1: Solve this hard chess puzzle 0029. Mate in 3 moves @ <https://gbud.in/gdzqq33>



Figure 2: Solve this hard chess puzzle online with solution @ <https://gbud.in/gdzqq33>



## Solution to hard chess puzzle 0029

At this puzzle, next **move** is by **White**. The objective of the puzzle is to mate in 3 moves.

See the interactive solution at the [puzzle page](#)

### Solution 1

**Initial board position** This is the initial board position of hard chess puzzle 0029.




Figure 3: Initial board position of hard chess puzzle 0029

**Move 1** Move by white




Figure 4: Rc8+ - This is a crucial move as it is a sacrifice to deflect the rook from d file

**Move 2** Move by black




Figure 5: Rxc8 - The rook is forced to move from its location to remove the check threat

**Move 3** Move by white




Figure 6: Bd5+ - This move is possible since the rook is pulled away from d file

**Move 4** Move by black




Figure 7: Rc6 - The rook is trying to block the check

**Move 5** Move by white




Figure 8: Bxc6# - This is called corner mate

## Solution 2

**Initial board position** This is the initial board position of hard chess puzzle 0029.




Figure 9: Initial board position of hard chess puzzle 0029

**Move 1** Move by white




Figure 10: Rc8+ - This is a crucial move as it is a sacrifice to deflect the rook from d file

**Move 2** Move by black




Figure 11: Rxc8 - The rook is forced to move from its location to remove the check threat

**Move 3** Move by white




Figure 12: Bd5+ - This move is possible since the rook is pulled away from d file

**Move 4** Move by black




Figure 13: Rc6 - The rook is trying to block the check

**Move 5** Move by white



## Categories of hard chess puzzle 0029

This hard chess puzzle falls in these categories.

1. [Hard chess puzzles](#)
2. [Sacrifice puzzles in chess](#)
3. [Mate in 3 puzzles in chess](#)
4. [Endgame puzzles in chess](#)
5. [Strategy puzzles in chess](#)

## How to view the solution to hard chess puzzle 0029

To view the [solution to this puzzle](#), follow the steps given below

1. Go to the [puzzle page](#)
2. Click the solution button (Key as shown [below](#)) to view the solution



Figure 15: Click the solution button to view solutions @ <https://gbud.in/gdzqq33>



## How to get help for moves in the hard chess puzzle 0029

To get help or the possible next moves in the puzzle, , follow the steps given below

1. Go to the [puzzle page](#)
2. Click the help button (exclamation mark as shown [below](#)) to get help or suggestion on next possible [move](#)



Figure 16: Click the help button to get help on next move @ <https://gbud.in/gdzqq33>



Figure 17: Solve more hard puzzles @ <https://gbud.in/chshdpz>



Figure 18: Solve other puzzles @ <https://gbud.in/chsgppz>

## Play chess for free



Figure 19: Play chess online for free. Solve puzzles and play with friends

Play chess for free at <https://gbud.in/chs>

We present you a platform to play chess online with friends for free. No need to install any app. You can play chess for free without registration or login.

Simple. You can do several chess related activities.

1. solve chess puzzles
2. learn about chess
3. play chess with computer
4. play chess with friend
5. create your own chess games

6. [fen viewer](#)
7. [fen editor](#)
8. [fen generator](#)
9. [pgn viewer](#)
10. [chess board editor](#)
11. [view famous chess games.](#)



Figure 20: Solve this puzzle online by scanning this QR code or go to the link below

<https://gbud.in/gdzqq33>

Read the latest article on Hard Chess puzzle # 0029 - Mate in 3 moves by scanning this QR code or click the link

Previous article : « [Hard Chess puzzle # 0028 - Mate in 6 moves](#)

Next article : [Hard chess puzzles](#) »

[Back to top](#)

[Contact Us](#)



## Hard Chess Puzzle # 0030

By

G Bud Games  
<https://gbud.in>

October 2, 2021

## Solution to hard chess puzzle 0030

At this puzzle, next **move** is by **White**. The objective of the puzzle is to gain queen.

See the interactive solution at the [puzzle page](#)

### Solution 1

**Initial board position** This is the initial board position of hard chess puzzle 0030.



Figure 3: Initial board position of hard chess puzzle 0030

**Move 1** Move by white



Figure 4: Bf7+ - This is to attract the king to f7, which is called magnet sacrifice

**Move 2** Move by black



Figure 5: Kxf7 - The king is forced to capture the bishop since it is the only one legal move available

**Move 3** Move by white



Figure 6: e6+ - This is to free the fifth rank for your queen so that you can capture the opponents queen. The opponent is forced to move the king

**Move 4** Move by black



Figure 7: Ke8 - The king goes back to eighth rank

**Move 5** Move by white



Figure 8: Qxa5 - You gained the opponents queen as it was not supported which is called hanging

### Right moves for the solution to the hard chess puzzle 0030

Based on the objective of the puzzle, you have to make the right moves. Following are the right moves

1. Bf7+, e6+, Qxa5

### Explanation for the moves

1. Bf7+ - This is to attract the king to f7, which is called magnet sacrifice
2. e6+ - This is to free the fifth rank for your queen so that you can capture the opponents queen. The opponent is forced to move the king
3. Qxa5 - You gained the opponents queen as it was not supported which is called hanging
4. Kxf7 - The king is forced to capture the bishop since it is the only one legal move available
5. Ke8 - The king goes back to eighth rank
6. For right move - This is the power of magnet sacrifice. You utilised it effectively
7. For wrong move - You could have gained the queen with a sacrifice and a check. Do not stop trying



## Categories of hard chess puzzle 0030

This hard chess puzzle falls in these categories.

1. [Hard chess puzzles](#)
2. [Sacrifice puzzles in chess](#)
3. [Gain puzzles in chess](#)
4. [Strategy puzzles in chess](#)

## How to view the solution to hard chess puzzle 0030

To view the [solution to this puzzle](#), follow the steps given below

1. Go to the [puzzle page](#)
2. Click the solution button (Key as shown [below](#)) to view the solution



Figure 9: Click the solution button to view solutions @ <https://gbud.in/gck4bv3>

## How to get help for moves in the hard chess puzzle 0030

To get help or the possible next moves in the puzzle, , follow the steps given below

1. Go to the [puzzle page](#)
2. Click the help button (exclamation mark as shown [below](#)) to get help or suggestion on next possible [move](#)



Figure 10: Click the help button to get help on next move @ <https://gbud.in/gck4bv3>



Figure 11: Solve more hard puzzles @ <https://gbud.in/chshdpz>



Figure 12: Solve other puzzles @ <https://gbud.in/chsgppz>

## Play chess for free

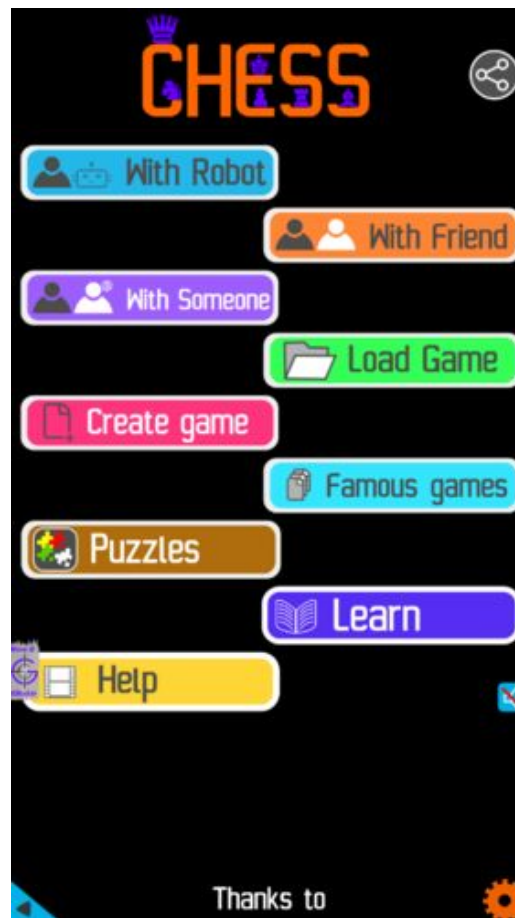


Figure 13: Play chess online for free. Solve puzzles and play with friends

Play chess for free at <https://gbud.in/chs>

We present you a platform to play chess online with friends for free. No need to install any app. You can play chess for free without registration or login.

Simple. You can do several chess related activities.

1. [solve chess puzzles](#)
2. [learn about chess](#)
3. [play chess with computer](#)
4. [play chess with friend](#)
5. [create your own chess games](#)
6. [fen viewer](#)
7. [fen editor](#)
8. [fen generator](#)
9. [pgn viewer](#)
10. [chess board editor](#)

11. [view famous chess games.](#)



Figure 14: Solve this puzzle online by scanning this QR code or go to the link below

<https://gbud.in/gck4bv3>

Read the latest article on Hard Chess puzzle # 0030 - Gain queen by scanning this QR code or click the link

Previous article : « [Hard Chess puzzle # 0029 - Mate in 3 moves](#)

Next article : [Hard chess puzzles](#) »

[Back to top](#)

[Contact Us](#)

© GBud Games 2021



## Hard Chess Puzzle # 0031

By

G Bud Games  
<https://gbud.in>

October 3, 2021

## Solution to hard chess puzzle 0031

At this puzzle, next **move** is by **White**. The objective of the puzzle is to mate in 3 moves.

See the interactive solution at the [puzzle page](#)

### Solution 1

**Initial board position** This is the initial board position of hard chess puzzle 0031.



Figure 3: Initial board position of hard chess puzzle 0031

**Move 1** Move by white



Figure 4: Nxh6+ - This sacrifice of the knight is necessary to break the opponent's pawn structure

**Move 2** Move by black




Figure 5: Bxh6 - Bishop captures the knight

**Move 3** Move by white




Figure 6: Qxh6 - Queen captures the hanging bishop since it is not supported and move closer to the opponent's king

**Move 4** Move by black




Figure 7: Rxa5 -

**Move 5** Move by white






Figure 8: Qg7# - This is called Lolli's mate

### Right moves for the solution to the hard chess puzzle 0031

Based on the objective of the puzzle, you have to make the right moves. Following are the right moves

1. Nxf6+, Qxf6, Qg7#

### Explanation for the moves

1. Nxf6+ - This sacrifice of the knight is necessary to break the opponent's pawn structure
2. Qxf6 - Queen captures the hanging bishop since it is not supported and move closer to the opponent's king
3. Qg7# - This is called Lolli's mate
4. Bxf6 - Bishop captures the knight
5. Rxa5 -
6. For right move - You have broken opponent's pawn structure after a sacrifice and won the game. Keep it up
7. For wrong move - You could have had a Lolli's mate after the sacrifice of the knight. Try again

### Categories of hard chess puzzle 0031

This hard chess puzzle falls in these categories.

1. [Hard chess puzzles](#)
2. [Sacrifice puzzles in chess](#)
3. [Mate in 3 puzzles in chess](#)
4. [Endgame puzzles in chess](#)
5. [Strategy puzzles in chess](#)
6. [Mate pattern puzzles in chess](#)

## How to view the solution to hard chess puzzle 0031

To view the [solution to this puzzle](#), follow the steps given below

1. Go to the [puzzle page](#)
2. Click the solution button (Key as shown [below](#)) to view the solution



Figure 9: Click the solution button to view solutions @ <https://gbud.in/gmvyfz3>

## How to get help for moves in the hard chess puzzle 0031

To get help or the possible next moves in the puzzle, , follow the steps given below

1. Go to the [puzzle page](#)

2. Click the help button (exclamation mark as shown [below](#)) to get help or suggestion on next possible [move](#)



Figure 10: Click the help button to get help on next move @ <https://gbud.in/gmvyfz3>



Figure 11: Solve more hard puzzles @ <https://gbud.in/chshdpz>



Figure 12: Solve other puzzles @ <https://gbud.in/chsgppz>

## Play chess for free



Figure 13: Play chess online for free. Solve puzzles and play with friends

Play chess for free at <https://gbud.in/chs>

We present you a platform to play chess online with friends for free. No need to install any app. You can play chess for free without registration or login.

Simple. You can do several chess related activities.

1. [solve chess puzzles](#)
2. [learn about chess](#)
3. [play chess with computer](#)
4. [play chess with friend](#)
5. [create your own chess games](#)
6. [fen viewer](#)
7. [fen editor](#)
8. [fen generator](#)
9. [pgn viewer](#)
10. [chess board editor](#)

11. [view famous chess games.](#)



Figure 14: Solve this puzzle online by scanning this QR code or go to the link below

<https://gbud.in/gmvyfz3>

Read the latest article on Hard Chess puzzle # 0031 - Mate in 3 moves by scanning this QR code or click the link

Previous article : « [Hard Chess puzzle # 0030 - Gain queen](#)

Next article : [Hard chess puzzles](#) »

[Back to top](#)

[Contact Us](#)

© GBud Games 2021



## Hard Chess Puzzle # 0032

By

G Bud Games  
<https://gbud.in>

October 4, 2021

## Solution to hard chess puzzle 0032

At this puzzle, next **move** is by **White**. The objective of the puzzle is to mate in 3 moves.

See the interactive solution at the [puzzle page](#)

### Solution 1

**Initial board position** This is the initial board position of hard chess puzzle 0032.




Figure 3: Initial board position of hard chess puzzle 0032

**Move 1** Move by white




Figure 4: O-O - This king side castling is to bring the rook outside to attack the opponent

**Move 2** Move by black




Figure 5: Kb8 - King is trying to move along eighth rank

**Move 3** Move by white






Figure 6: Re1 - Rook is brought to e file to give check in next move

**Move 4** Move by black




Figure 7: Kc8 -

**Move 5** Move by white




Figure 8: Re8# - King has no free squares to move and ends in a checkmate

### Right moves for the solution to the hard chess puzzle 0032

Based on the objective of the puzzle, you have to make the right moves. Following are the right moves

1. O-O, Re1, Re8#

### Explanation for the moves

1. O-O - This king side castling is to bring the rook outside to attack the opponent
2. Re1 - Rook is brought to e file to give check in next move
3. Re8# - King has no free squares to move and ends in a checkmate
4. Kb8 - King is trying to move along eighth rank
5. Kc8 -
6. For right move - You have brought out the rook for attack after castling. Good decision
7. For wrong move - You could have castled and used the rook to attack. Don't stop trying

### Categories of hard chess puzzle 0032

This hard chess puzzle falls in these categories.

1. [Hard chess puzzles](#)

2. [Mate in 3 puzzles in chess](#)
3. [Endgame puzzles in chess](#)

## How to view the solution to hard chess puzzle 0032

To view the [solution to this puzzle](#), follow the steps given below

1. Go to the [puzzle page](#)
2. Click the solution button (Key as shown [below](#)) to view the solution



Figure 9: Click the solution button to view solutions @ <https://gbud.in/gj6xmy3>

## How to get help for moves in the hard chess puzzle 0032

To get help or the possible next moves in the puzzle, , follow the steps given below

1. Go to the [puzzle page](#)
2. Click the help button (exclamation mark as shown [below](#)) to get help or suggestion on next possible [move](#)



Figure 10: Click the help button to get help on next move @ <https://gbud.in/gj6xmy3>



Figure 11: Solve more hard puzzles @ <https://gbud.in/chshdpz>



Figure 12: Solve other puzzles @ <https://gbud.in/chsgppz>

## Play chess for free



Figure 13: Play chess online for free. Solve puzzles and play with friends

Play chess for free at <https://gbud.in/chs>

We present you a platform to play chess online with friends for free. No need to install any app. You can play chess for free without registration or login.

Simple. You can do several chess related activities.

1. [solve chess puzzles](#)
2. [learn about chess](#)
3. [play chess with computer](#)
4. [play chess with friend](#)
5. [create your own chess games](#)
6. [fen viewer](#)
7. [fen editor](#)
8. [fen generator](#)
9. [pgn viewer](#)
10. [chess board editor](#)

11. [view famous chess games.](#)



Figure 14: Solve this puzzle online by scanning this QR code or go to the link below

<https://gbud.in/gj6xmy3>

Read the latest article on Hard Chess puzzle # 0032 - Mate in 3 moves by scanning this QR code or click the link

Previous article : « [Hard Chess puzzle # 0031 - Mate in 3 moves](#)

Next article : [Hard chess puzzles](#) »

[Back to top](#)

[Contact Us](#)

© GBud Games 2021



## Hard Chess Puzzle # 0033

By

G Bud Games  
<https://gbud.in>

October 5, 2021

55	Play chess online for free. Solve puzzles and play with friends	33
56	Solve this puzzle online by scanning this QR code or go to the link below . . . . .	34



## Hard Chess puzzle # 0033 - Mate in 4 moves

Solve this hard chess puzzle and improve your chess games through improvement of your chess strategies and chess tactics. This hard puzzle is a subset of [kids games](#).

Puzzle No : 0033

Difficulty level : hard

Description : Mate in 4 moves

Next Move : White

Player level : Advanced

Short URL for puzzle : <https://gbud.in/gfqljn3>

### Hard chess puzzle 0033



Figure 1: Solve this hard chess puzzle 0033. Mate in 4 moves @ <https://gbud.in/gfqljn3>



Figure 2: Solve this hard chess puzzle online with solution @ <https://gbud.in/gfqljn3>

## Solution to hard chess puzzle 0033

At this puzzle, next **move** is by **White**. The objective of the puzzle is to mate in 4 moves.

See the interactive solution at the [puzzle page](#)

### Solution 1

**Initial board position** This is the initial board position of hard chess puzzle 0033.



Figure 3: Initial board position of hard chess puzzle 0033

**Move 1** Move by white



Figure 4: e8=Q+ - This promotion to queen is a crucial move

**Move 2** Move by black



Figure 5: Qxe8 - Opponent's queen captures your piece

**Move 3** Move by white



Figure 6: Rxe8+ - Rook gives the check

**Move 4** Move by black



Figure 7: Rxe8 - Your piece is captured by Opponent's rook

**Move 5** Move by white



Figure 8: Qxe8+ - Queen gives the check

**Move 6** Move by black




Figure 9: Rxe8 - Your piece is captured by Opponent's rook

**Move 7** Move by white




Figure 10: Rxe8# - Rook gives a back-rank mate.

## Solution 2

**Initial board position** This is the initial board position of hard chess puzzle 0033.



Figure 11: Initial board position of hard chess puzzle 0033

**Move 1** Move by white



Figure 12: e8=Q+ - This promotion to queen is a crucial move

**Move 2** Move by black



Figure 13: Qxe8 - Opponent's queen captures your piece

**Move 3** Move by white



Figure 14: Rxe8+ - Rook gives the check

**Move 4** Move by black



Figure 15: Rxe8 - Your piece is captured by Opponent's rook

**Move 5** Move by white





Figure 16: Rxe8+ - Rook gives the check

**Move 6** Move by black



Figure 17: Rxe8 - Your piece is captured by Opponent's rook

**Move 7** Move by white




Figure 18: Qxe8# - Queen gives a back-rank mate.

### Solution 3

**Initial board position** This is the initial board position of hard chess puzzle 0033.



Figure 19: Initial board position of hard chess puzzle 0033

**Move 1** Move by white



Figure 20: e8=Q+ - This promotion to queen is a crucial move

**Move 2** Move by black



Figure 21: Qxe8 - Opponent's queen captures your piece

**Move 3** Move by white



Figure 22: Qxe8+ - Queen gives the check

**Move 4** Move by black



Figure 23: Rxe8 - Your piece is captured by Opponent's rook

**Move 5** Move by white




Figure 24: Rxe8+ - Rook gives the check

**Move 6** Move by black




Figure 25: Rxe8 - Your piece is captured by Opponent's rook

**Move 7** Move by white




Figure 26: Rxe8# - Rook gives a back-rank mate.

#### Solution 4

**Initial board position** This is the initial board position of hard chess puzzle 0033.



Figure 27: Initial board position of hard chess puzzle 0033

**Move 1** Move by white



Figure 28: e8=R+ - Pawn is promoted to a rook which is another possibility as a first move

**Move 2** Move by black



Figure 29: Qxe8 - Opponent's queen captures your piece

**Move 3** Move by white



Figure 30: Rxe8+ - Rook gives the check

**Move 4** Move by black



Figure 31: Rxe8 - Your piece is captured by Opponent's rook

**Move 5** Move by white





Figure 32: Qxe8+ - Queen gives the check

**Move 6** Move by black




Figure 33: Rxe8 - Your piece is captured by Opponent's rook

**Move 7** Move by white




Figure 34: Rxe8# - Rook gives a back-rank mate.

## Solution 5

**Initial board position** This is the initial board position of hard chess puzzle 0033.



Figure 35: Initial board position of hard chess puzzle 0033

**Move 1** Move by white



Figure 36: e8=R+ - Pawn is promoted to a rook which is another possibility as a first move

**Move 2** Move by black



Figure 37: Qxe8 - Opponent's queen captures your piece

**Move 3** Move by white



Figure 38: Rxe8+ - Rook gives the check

**Move 4** Move by black



Figure 39: Rxe8 - Your piece is captured by Opponent's rook

**Move 5** Move by white



Figure 40: Rxe8+ - Rook gives the check

**Move 6** Move by black



Figure 41: Rxe8 - Your piece is captured by Opponent's rook

**Move 7** Move by white




Figure 42: Qxe8# - Queen gives a back-rank mate.

## Solution 6

**Initial board position** This is the initial board position of hard chess puzzle 0033.



Figure 43: Initial board position of hard chess puzzle 0033

**Move 1** Move by white



Figure 44: e8=R+ - Pawn is promoted to a rook which is another possibility as a first move

**Move 2** Move by black



Figure 45: Qxe8 - Opponent's queen captures your piece

**Move 3** Move by white



Figure 46: Qxe8+ - Queen gives the check

**Move 4** Move by black



Figure 47: Rxe8 - Your piece is captured by Opponent's rook

**Move 5** Move by white






Figure 48: Rxe8+ - Rook gives the check

**Move 6** Move by black




Figure 49: Rxe8 - Your piece is captured by Opponent's rook

**Move 7** Move by white




Figure 50: Rxe8# - Rook gives a back-rank mate.

### Right moves for the solution to the hard chess puzzle 0033

Based on the objective of the puzzle, you have to make the right moves. Following are the right moves

1. e8=Q+, Rxe8+, Qxe8+, Rxe8#
2. e8=R+, Rxe8+, Rxe8+, Qxe8#
3. e8=Q+, Qxe8+, Rxe8+, Rxe8#
4. e8=R+, Rxe8+, Qxe8+, Rxe8#
5. e8=R+, Rxe8+, Rxe8+, Qxe8#
6. e8=R+, Qxe8+, Rxe8+, Rxe8#

### Explanation for the moves

1. e8=Q+ - This promotion to queen is a crucial move
2. e8=R+ - Pawn is promoted to a rook which is another possibility as a first move
3. Rxe8+ - Rook gives the check
4. Rxe8# - Rook gives a back-rank mate.
5. Qxe8# - Queen gives a back-rank mate.
6. Qxe8+ - Queen gives the check
7. Qxe8 - Opponent's queen captures your piece
8. Rxe8 - Your piece is captured by Opponent's rook
9. For right move - You had a perfect back-rank mate after a severe exchange of pieces. Keep it up

10. For wrong move - You could have promoted a pawn, exchanged a few pieces and had a back-rank mate. Do not stop trying

## Categories of hard chess puzzle 0033

This hard chess puzzle falls in these categories.

1. [Hard chess puzzles](#)
2. [Sacrifice puzzles in chess](#)
3. [Endgame puzzles in chess](#)
4. [Battery puzzles in chess](#)
5. [Strategy puzzles in chess](#)
6. [Mate pattern puzzles in chess](#)

## How to view the solution to hard chess puzzle 0033

To view the [solution to this puzzle](#), follow the steps given below

1. Go to the [puzzle page](#)
2. Click the solution button (Key as shown [below](#)) to view the solution



Figure 51: Click the solution button to view solutions @ <https://gbud.in/gfqljn3>

## How to get help for moves in the hard chess puzzle 0033

To get help or the possible next moves in the puzzle, , follow the steps given below

1. Go to the [puzzle page](#)
2. Click the help button (exclamation mark as shown [below](#)) to get help or suggestion on next possible [move](#)



Figure 52: Click the help button to get help on next move @ <https://gbud.in/gfqljn3>



Figure 53: Solve more hard puzzles @ <https://gbud.in/chshdpz>



Figure 54: Solve other puzzles @ <https://gbud.in/chsgppz>

## Play chess for free

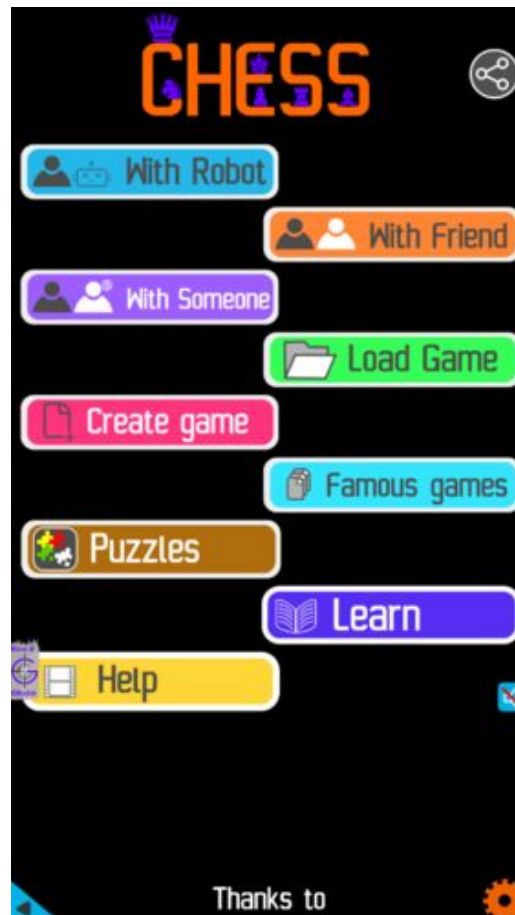


Figure 55: Play chess online for free. Solve puzzles and play with friends

Play chess for free at <https://gbud.in/chs>

We present you a platform to play chess online with friends for free. No need to install any app. You can play chess for free without registration or login.

Simple. You can do several chess related activities.

1. solve chess puzzles
2. learn about chess
3. play chess with computer
4. play chess with friend
5. create your own chess games

6. [fen viewer](#)
7. [fen editor](#)
8. [fen generator](#)
9. [pgn viewer](#)
10. [chess board editor](#)
11. [view famous chess games.](#)



Figure 56: Solve this puzzle online by scanning this QR code or go to the link below

<https://gbud.in/gfqljn3>

Read the latest article on Hard Chess puzzle # 0033 - Mate in 4 moves by scanning this QR code or click the link

Previous article : « [Hard Chess puzzle # 0032 - Mate in 3 moves](#)

Next article : [Hard chess puzzles](#) »

[Back to top](#)

[Contact Us](#)



## Hard Chess Puzzle # 0034

By

G Bud Games  
<https://gbud.in>

October 6, 2021

# Chapter 1

## Hard Chess puzzle # 0034 - Mate in 3 moves

Solve this hard chess puzzle and improve your chess games through improvement of your chess strategies and chess tactics. This hard puzzle is a subset of [kids games](#).

Puzzle No : 0034

Difficulty level : hard

Description : Mate in 3 moves

Next Move : White

Player level : Advanced

Short URL for puzzle : <https://gbud.in/g7d1w43>



## 1.1 Hard chess puzzle 0034




Figure 1.1: Solve this hard chess puzzle 0034. Mate in 3 moves @ <https://gbud.in/g7d1w43>



Figure 1.2: Solve this hard chess puzzle online with solution @ <https://gbud.in/g7d1w43>

## 1.2 Solution to hard chess puzzle 0034

At this puzzle, next **move** is by **White**. The objective of the puzzle is to mate in 3 moves.

See the interactive solution at the [puzzle page](#)

## 1.2.1 Solution 1

### 1.2.1.1 Initial board position

This is the initial board position of hard chess puzzle 0034.



Figure 1.3: Initial board position of hard chess puzzle 0034

### 1.2.1.2 Move 1

Move by white




Figure 1.4: Rxc8+ - This sacrifice of the rook is to give access to a8 for your queen. Opponent is forced to capture the rook. The king can not capture the rook since it is in a battery formation

### 1.2.1.3 Move 2

Move by black




Figure 1.5: Rxc8 - This is the only available move for the opponent

### 1.2.1.4 Move 3

Move by white



Figure 1.6: Qa8+ - This is magnet sacrifice to pull the king to the vulnerable square a8. The king is forced to capture the queen since nearby squares are attacked by your rook and pawn

#### 1.2.1.5 Move 4

Move by black



Figure 1.7: Kxa8 - King has been pulled to the corner square and made the rook a hanging piece which means not supported

### 1.2.1.6 Move 5

Move by white



6. For right move - You pulled a the king to a vulnerable squares after consecutive sacrifices and won the game. Keep up the good work
7. For wrong move - You could have sacrificed your rook and queen which attracts the king to a8 and then had a checkmate. Try again

## 1.3 Categories of hard chess puzzle 0034

This hard chess puzzle falls in these categories.

1. [Hard chess puzzles](#)
2. [Sacrifice puzzles in chess](#)
3. [Mate in 3 puzzles in chess](#)
4. [Endgame puzzles in chess](#)
5. [Battery puzzles in chess](#)
6. [Strategy puzzles in chess](#)

## 1.4 How to view the solution to hard chess puzzle 0034

To view the [solution to this puzzle](#), follow the steps given below

1. Go to the [puzzle page](#)
2. Click the solution button (Key as shown [below](#)) to view the solution





Figure 1.9: Click the solution button to view solutions @ <https://gbud.in/g7d1w43>

## 1.5 How to get help for moves in the hard chess puzzle 0034

To get help or the possible next moves in the puzzle, , follow the steps given below

1. Go to the [puzzle page](#)
2. Click the help button (exclamation mark as shown [below](#)) to get help or suggestion on next possible [move](#)



Figure 1.10: Click the help button to get help on next move @ <https://gbud.in/g7d1w43>



Figure 1.11: Solve more hard puzzles @ <https://gbud.in/chshdpz>



Figure 1.12: Solve other puzzles @ <https://gbud.in/chsgppz>

## 1.6 Play chess for free



Figure 1.13: Play chess online for free. Solve puzzles and play with friends

Play chess for free at <https://gbud.in/chs>

We present you a platform to [play chess online with friends for free](https://gbud.in/chs). No need to install any app. You can [play chess for free without registration or login](https://gbud.in/chs).

Simple. You can do several chess related activities.

1. [solve chess puzzles](#)
2. [learn about chess](#)
3. [play chess with computer](#)
4. [play chess with friend](#)
5. [create your own chess games](#)
6. [fen viewer](#)
7. [fen editor](#)
8. [fen generator](#)
9. [pgn viewer](#)
10. [chess board editor](#)
11. [view famous chess games](#).



Figure 1.14: Solve this puzzle online by scanning this QR code or go to the link below

<https://gbud.in/g7d1w43>

Read the latest article on Hard Chess puzzle # 0034 - Mate in 3 moves by scanning this QR code or click the link

Previous article : « [Hard Chess puzzle # 0033 - Mate in 4 moves](#)

Next article : [Hard chess puzzles](#) »

[Back to top](#)

[Contact Us](#)

© GBud Games 2021



## Hard Chess Puzzle # 0035

By

G Bud Games  
<https://gbud.in>

October 7, 2021

# Chapter 1

## Hard Chess puzzle # 0035 - Mate in 3 moves

Solve this hard chess puzzle and improve your chess games through improvement of your chess strategies and chess tactics. This hard puzzle is a subset of [kids games](#).

Puzzle No : 0035

Difficulty level : hard

Description : Mate in 3 moves

Next Move : White

Player level : Advanced

Short URL for puzzle : <https://gbud.in/gnmrt3>

## 1.1 Hard chess puzzle 0035




Figure 1.1: Solve this hard chess puzzle 0035. Mate in 3 moves @ <https://gbud.in/gnmrt3>



Figure 1.2: Solve this hard chess puzzle online with solution @ <https://gbud.in/gnmrt3>

## 1.2 Solution to hard chess puzzle 0035

At this puzzle, next **move** is by **White**. The objective of the puzzle is to mate in 3 moves.

See the interactive solution at the [puzzle page](#)

## 1.2.1 Solution 1

### 1.2.1.1 Initial board position

This is the initial board position of hard chess puzzle 0035.




Figure 1.3: Initial board position of hard chess puzzle 0035

### 1.2.1.2 Move 1

Move by white






Figure 1.4: Bxe7+ - This sacrifice move forces or attracts the opponents king to move to seventh rank where he is more vulnerable to attack

### 1.2.1.3 Move 2

Move by black




Figure 1.5: Kxe7 - King captures the bishop

### 1.2.1.4 Move 3

Move by white




Figure 1.6: Nd5+ - This second sacrifice is to clear the diagonal for your queen

#### 1.2.1.5 Move 4

Move by black




Figure 1.7: cxd5 - The knight has to be captured to escape from its attack

### 1.2.1.6 Move 5

Move by white




Figure 1.8: Qe5# - King has nowhere to move and ends in a checkmate

## 1.2.2 Right moves for the solution to the hard chess puzzle 0035

Based on the objective of the puzzle, you have to make the right moves. Following are the right moves

1. Bxe7+, Nd5+, Qe5#

## 1.2.3 Explanation for the moves

1. Bxe7+ - This sacrifice move forces or attracts the opponents king to move to seventh rank where he is more vulnerable to attack
2. Nd5+ - This second sacrifice is to clear the diagonal for your queen
3. Qe5# - King has nowhere to move and ends in a checkmate
4. Kxe7 - King captures the bishop
5. cxd5 - The knight has to be captured to escape from its attack
6. For right move - You won with the right sacrifices. Your choice of moves is good
7. For wrong move - You could have won after sacrificing your bishop and knight. Try again

## 1.3 Categories of hard chess puzzle 0035

This hard chess puzzle falls in these categories.

1. [Hard chess puzzles](#)
2. [Sacrifice puzzles in chess](#)
3. [Mate in 3 puzzles in chess](#)
4. [Endgame puzzles in chess](#)
5. [Strategy puzzles in chess](#)

## 1.4 How to view the solution to hard chess puzzle 0035

To view the [solution to this puzzle](#), follow the steps given below

1. Go to the [puzzle page](#)
2. Click the solution button (Key as shown [below](#)) to view the solution



Figure 1.9: Click the solution button to view solutions @ <https://gbud.in/gnmrt3>

## 1.5 How to get help for moves in the hard chess puzzle 0035

To get help or the possible next moves in the puzzle, , follow the steps given below

1. Go to the [puzzle page](#)
2. Click the help button (exclamation mark as shown [below](#)) to get help or suggestion on next possible [move](#)



Figure 1.10: Click the help button to get help on next move @ <https://gbud.in/gnmrt3>



Figure 1.11: Solve more hard puzzles @ <https://gbud.in/chshdpz>



Figure 1.12: Solve other puzzles @ <https://gbud.in/chsgppz>

## 1.6 Play chess for free



Figure 1.13: Play chess online for free. Solve puzzles and play with friends

Play chess for free at <https://gbud.in/chs>

We present you a platform to play chess online with friends for free. No need to install any app. You can play chess for free without registration or login.

Simple. You can do several chess related activities.

1. [solve chess puzzles](#)
2. [learn about chess](#)



3. [play chess with computer](#)
4. [play chess with friend](#)
5. [create your own chess games](#)
6. [fen viewer](#)
7. [fen editor](#)
8. [fen generator](#)
9. [pgn viewer](#)
10. [chess board editor](#)
11. [view famous chess games.](#)



Figure 1.14: Solve this puzzle online by scanning this QR code or go to the link below

<https://gbud.in/gnmrt3>

Read the latest article on Hard Chess puzzle # 0035 - Mate in 3 moves by scanning this QR code or click the link

Previous article : [« Hard Chess puzzle # 0034 - Mate in 3 moves](#)

Next article : [Hard chess puzzles »](#)

Access the latest version of this article at

<https://gbud.in/blog/game/chess/hard-chess-puzzles/hard-chess-puzzle-0035.html>

---

[Back to top](#)

[Contact Us](#)

© GBud Games 2021



## Hard Chess Puzzle # 0036

By

G Bud Games  
<https://gbud.in>

October 8, 2021

## Hard Chess puzzle # 0036 - How will you promote your pawn?

Solve this hard chess puzzle and improve your chess games through improvement of your chess strategies and chess tactics. This hard puzzle is a subset of [kids games](#).

Puzzle No : 0036

Difficulty level : hard

Description : How will you promote your pawn?

Next Move : White

Player level : Advanced

Short URL for puzzle : <https://gbud.in/gr9fd93>

### Hard chess puzzle 0036




Figure 1: Solve this hard chess puzzle 0036. How will you promote your pawn? @ <https://gbud.in/gr9fd93>



Figure 2: Solve this hard chess puzzle online with solution @ <https://gbud.in/gr9fd93>

## Solution to hard chess puzzle 0036

At this puzzle, next **move** is by **White**. The objective of the puzzle is to how will you promote your pawn?.

See the interactive solution at the [puzzle page](#)

### Solution 1

**Initial board position** This is the initial board position of hard chess puzzle 0036.




Figure 3: Initial board position of hard chess puzzle 0036

**Move 1** Move by white




Figure 4: Kc6 -

**Move 2** Move by black




Figure 5: Ke7 -

**Move 3** Move by white




Figure 6: Kc7 -

**Move 4** Move by black




Figure 7: Ke6 -

**Move 5** Move by white




Figure 8: d8=Q - Promotion to queen is better than promotion to rook as a king and queen will have a better chance to win the game than the king and rook combination

## Solution 2

**Initial board position** This is the initial board position of hard chess puzzle 0036.




Figure 9: Initial board position of hard chess puzzle 0036

**Move 1** Move by white






Figure 10: Ke6 -

**Move 2** Move by black




Figure 11: Kc7 -

**Move 3** Move by white




Figure 12: Ke7 -

**Move 4** Move by black




Figure 13: Kc6 -

**Move 5** Move by white




Figure 14: d8=Q - Promotion to queen is better than promotion to rook as a king and queen will have a better chance to win the game than the king and rook combination

### Right moves for the solution to the hard chess puzzle 0036

Based on the objective of the puzzle, you have to make the right moves. Following are the right moves

1. Kc6, Kc7, d8=Q
2. Ke6, Ke7, d8=Q

### Explanation for the moves

1. Kc6 -
2. Ke6 -
3. Kc7 -
4. Ke7 -
5. d8=Q - Promotion to queen is better than promotion to rook as a king and queen will have a better chance to win the game than the king and rook combination
6. For right move - You know how to avoid stalemate and to promote a pawn. Good strategy. You avoided moving to d6 which will lead to a stalemate
7. For wrong move - You failed to promote a pawn to a queen. Try again

## Categories of hard chess puzzle 0036

This hard chess puzzle falls in these categories.

1. [Hard chess puzzles](#)
2. [Endgame puzzles in chess](#)
3. [Promotion puzzles in chess](#)
4. [Strategy puzzles in chess](#)

## How to view the solution to hard chess puzzle 0036

To view the [solution to this puzzle](#), follow the steps given below

1. Go to the [puzzle page](#)
2. Click the solution button (Key as shown [below](#)) to view the solution

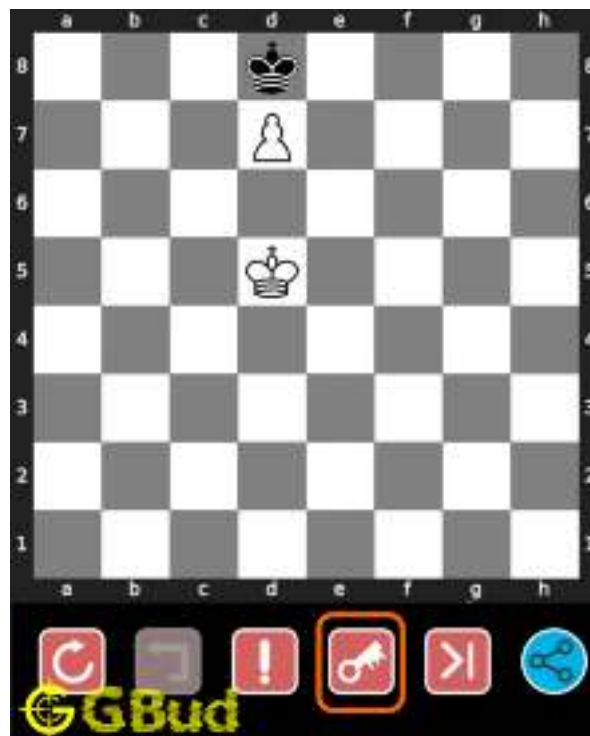


Figure 15: Click the solution button to view solutions @ <https://gbud.in/gr9fd93>

## How to get help for moves in the hard chess puzzle 0036

To get help or the possible next moves in the puzzle, , follow the steps given below

1. Go to the [puzzle page](#)
2. Click the help button (exclamation mark as shown [below](#)) to get help or suggestion on next possible [move](#)

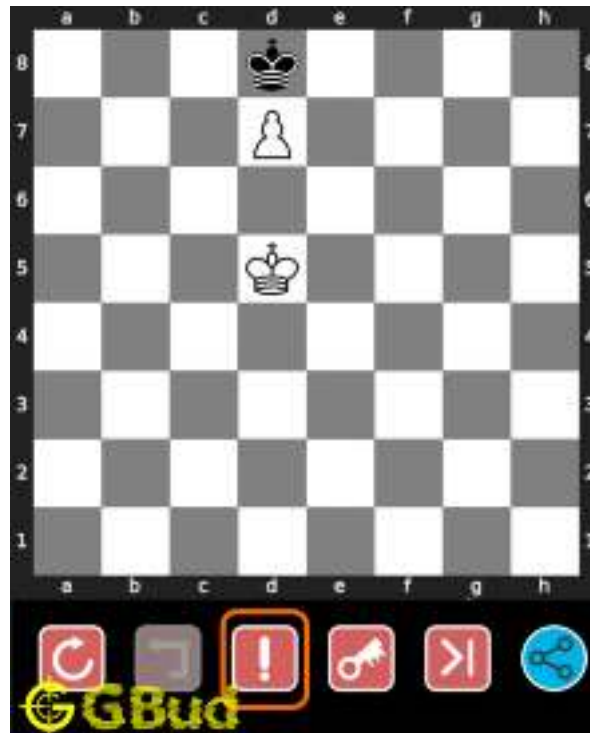


Figure 16: Click the help button to get help on next move @ <https://gbud.in/gr9fd93>



Figure 17: Solve more hard puzzles @ <https://gbud.in/chshdpz>



Figure 18: Solve other puzzles @ <https://gbud.in/chsgppz>

## Play chess for free



Figure 19: Play chess online for free. Solve puzzles and play with friends

Play chess for free at <https://gbud.in/chs>

We present you a platform to play chess online with friends for free. No need to install any app. You can play chess for free without registration or login.

Simple. You can do several chess related activities.

1. [solve chess puzzles](#)
2. [learn about chess](#)
3. [play chess with computer](#)
4. [play chess with friend](#)
5. [create your own chess games](#)
6. [fen viewer](#)
7. [fen editor](#)
8. [fen generator](#)
9. [pgn viewer](#)
10. [chess board editor](#)

11. [view famous chess games.](#)



Figure 20: Solve this puzzle online by scanning this QR code or go to the link below

<https://gbud.in/gr9fd93>

Read the latest article on Hard Chess puzzle # 0036 - How will you promote your pawn? by scanning this QR code or click the link

Previous article : [« Hard Chess puzzle # 0035 - Mate in 3 moves](#)

Next article : [Hard chess puzzles »](#)

[Back to top](#)

[Contact Us](#)

© GBud Games 2021



## Hard Chess Puzzle # 0037

By

G Bud Games  
<https://gbud.in>

October 9, 2021



## Hard Chess puzzle # 0037 - Mate in 3 moves

Solve this hard chess puzzle and improve your chess games through improvement of your chess strategies and chess tactics. This hard puzzle is a subset of [kids games](#).

Puzzle No : 0037

Difficulty level : hard

Description : Mate in 3 moves

Next Move : White

Player level : Advanced

Short URL for puzzle : <https://gbud.in/gbxtbw3>

### Hard chess puzzle 0037



Figure 1: Solve this hard chess puzzle 0037. Mate in 3 moves @ <https://gbud.in/gbxtbw3>



Figure 2: Solve this hard chess puzzle online with solution @ <https://gbud.in/gbxtbw3>

## Solution to hard chess puzzle 0037

At this puzzle, next **move** is by **White**. The objective of the puzzle is to mate in 3 moves.

See the interactive solution at the [puzzle page](#)

### Solution 1

**Initial board position** This is the initial board position of hard chess puzzle 0037.



Figure 3: Initial board position of hard chess puzzle 0037

**Move 1** Move by white




Figure 4: Nb6+ - Beside giving a check, this movement of knight will give support to the queen in the final checkmate move

**Move 2** Move by black



Figure 5: Kb8 - King is trying to escape from the attack

**Move 3** Move by white



Figure 6: Qg8+ - Queen forces the king to move to seventh rank

**Move 4** Move by black




Figure 7: Ka7 -

**Move 5** Move by white



Figure 8: Qa8# - The king has no free squares to move. Hence it is a checkmate

## Solution 2

**Initial board position** This is the initial board position of hard chess puzzle 0037.




Figure 9: Initial board position of hard chess puzzle 0037

**Move 1** Move by white



Figure 10: Nb6+ - Beside giving a check, this movement of knight will give support to the queen in the final checkmate move

**Move 2** Move by black



Figure 11: Ka7 -

**Move 3** Move by white



Figure 12: Qg8 - This move is to restrict the movement of opponent's king

**Move 4** Move by black




Figure 13: a5 - Since king can not move due to the presence of the queen, one of the pawns is moved

**Move 5** Move by white



Figure 14: Qa8# - The king has no free squares to move. Hence it is a checkmate

### Right moves for the solution to the hard chess puzzle 0037

Based on the objective of the puzzle, you have to make the right moves. Following are the right moves

1. Nb6+, Qg8+, Qa8#
2. Nb6+, Qg8, Qa8#

### Explanation for the moves

1. Nb6+ - Beside giving a check, this movement of knight will give support to the queen in the final checkmate move
2. Qg8+ - Queen forces the king to move to seventh rank
3. Qa8# - The king has no free squares to move. Hence it is a checkmate
4. Qg8 - This move is to restrict the movement of opponent's king
5. Kb8 - King is trying to escape from the attack
6. Ka7 -
7. a5 - Since king can not move due to the presence of the queen, one of the pawns is moved
8. For right move - You know how to use knight and the queen to end the game. Keep winning
9. For wrong move - You could have moved your knight and queen and had a checkmate. Do not stop trying



## Categories of hard chess puzzle 0037

This hard chess puzzle falls in these categories.

1. [Hard chess puzzles](#)
2. [Mate in 3 puzzles in chess](#)
3. [Endgame puzzles in chess](#)

## How to view the solution to hard chess puzzle 0037

To view the [solution to this puzzle](#), follow the steps given below

1. Go to the [puzzle page](#)
2. Click the solution button (Key as shown [below](#)) to view the solution



Figure 15: Click the solution button to view solutions @ <https://gbud.in/gbxtbw3>

## How to get help for moves in the hard chess puzzle 0037

To get help or the possible next moves in the puzzle, , follow the steps given below

1. Go to the [puzzle page](#)

2. Click the help button (exclamation mark as shown [below](#)) to get help or suggestion on next possible [move](#)



Figure 16: Click the help button to get help on next move @ <https://gbud.in/gbxtbw3>



Figure 17: Solve more hard puzzles @ <https://gbud.in/chshdpz>



Figure 18: Solve other puzzles @ <https://gbud.in/chsgppz>

## Play chess for free

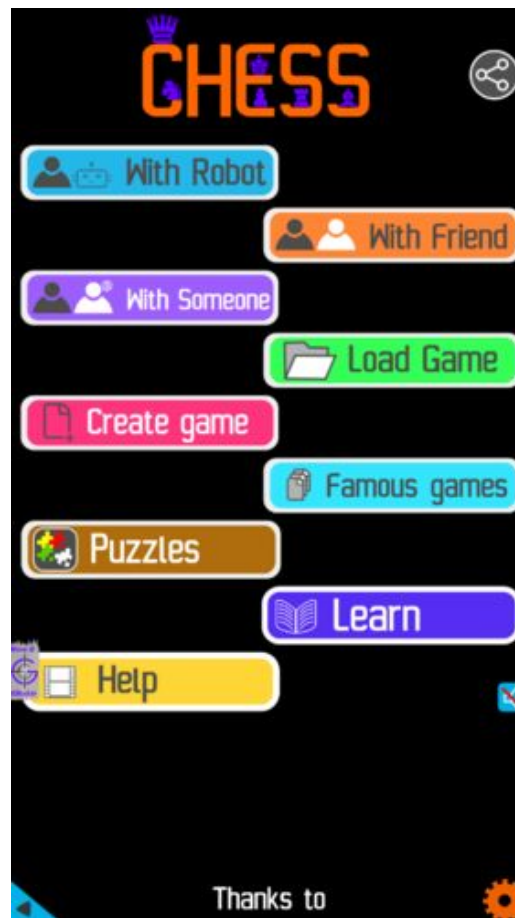


Figure 19: Play chess online for free. Solve puzzles and play with friends

Play chess for free at <https://gbud.in/chs>

We present you a platform to play chess online with friends for free. No need to install any app. You can play chess for free without registration or login.

Simple. You can do several chess related activities.

1. [solve chess puzzles](#)
2. [learn about chess](#)
3. [play chess with computer](#)
4. [play chess with friend](#)
5. [create your own chess games](#)
6. [fen viewer](#)
7. [fen editor](#)
8. [fen generator](#)
9. [pgn viewer](#)
10. [chess board editor](#)

11. [view famous chess games.](#)



Figure 20: Solve this puzzle online by scanning this QR code or go to the link below

<https://gbud.in/gbxtbw3>

Read the latest article on Hard Chess puzzle # 0037 - Mate in 3 moves by scanning this QR code or click the link

Previous article : [« Hard Chess puzzle # 0036 - How will you promote your pawn?](#)

Next article : [Hard chess puzzles »](#)

[Back to top](#)

[Contact Us](#)

© GBud Games 2021



## Hard Chess Puzzle # 0038

By

G Bud Games  
<https://gbud.in>

October 10, 2021

## Hard Chess puzzle # 0038 - Get a queen in 5 moves

Solve this hard chess puzzle and improve your chess games through improvement of your chess strategies and chess tactics. This hard puzzle is a subset of [kids games](#).

Puzzle No : 0038

Difficulty level : hard

Description : Get a queen in 5 moves

Next Move : White

Player level : Advanced

Short URL for puzzle : <https://gbud.in/g7f4kb3>

### Hard chess puzzle 0038



Figure 1: Solve this hard chess puzzle 0038. Get a queen in 5 moves @ <https://gbud.in/g7f4kb3>



Figure 2: Solve this hard chess puzzle online with solution @ <https://gbud.in/g7f4kb3>

## Solution to hard chess puzzle 0038

At this puzzle, next **move** is by **White**. The objective of the puzzle is to get a queen in 5 moves.

See the interactive solution at the [puzzle page](#)

### Solution 1

**Initial board position** This is the initial board position of hard chess puzzle 0038.



Figure 3: Initial board position of hard chess puzzle 0038

**Move 1** Move by white



Figure 4: Be3+ - This bishop fork attacks both the king and rook at the same time. This will remove the first threat that is from rook

**Move 2** Move by black



Figure 5: Kh5 - King escapes from the check threat

**Move 3** Move by white





Figure 6: Bxc1 - Bishop captures the hanging rook and the c file is free for the pawn to move

**Move 4** Move by black




Figure 7: Ne6 - Knight is trying to target c7

**Move 5** Move by white



Figure 8: Nf4+ - This check from the knight is a sacrifice move to force the knight to leave e6 since it targets c7 where your pawn will move next. If the knight does not move, it will be captured by your knight.

**Move 6** Move by black




Figure 9: Nxf4 - Knight captures the hanging knight and this is a Zugzwang move which is a forced move

**Move 7** Move by white



Figure 10: c7 - Since the second threat is removed, the pawn moves forward to become a queen.

**Move 8** Move by black




Figure 11: Ne6 - Knight is trying to target c7

**Move 9** Move by white




Figure 12: c8=Q - Pawn is promoted to a queen

### Right moves for the solution to the hard chess puzzle 0038

Based on the objective of the puzzle, you have to make the right moves. Following are the right moves

1. Be3+, Bxc1, Nf4+, c7, c8=Q

### Explanation for the moves

1. Be3+ - This bishop fork attacks both the king and rook at the same time. This will remove the first threat that is from rook
2. Bxc1 - Bishop captures the hanging rook and the c file is free for the pawn to move
3. Nf4+ - This check from the knight is a sacrifice move to force the knight to leave e6 since it targets c7 where your pawn will move next. If the knight does not move, it will be captured by your knight.
4. c7 - Since the second threat is removed, the pawn moves forward to become a queen.
5. c8=Q - Pawn is promoted to a queen
6. Kh5 - King escapes from the check threat
7. Ne6 - Knight is trying to target c7
8. Nxf4 - Knight captures the hanging knight and this is a Zugzwang move which is a forced move
9. For right move - You used bishop fork and sacrifice of the knight effectively. Keep it up

10. For wrong move - You could have used bishop fork followed by a sacrifice of a knight to remove threats from the rook and knight

## Categories of hard chess puzzle 0038

This hard chess puzzle falls in these categories.

1. [Hard chess puzzles](#)
2. [Sacrifice puzzles in chess](#)
3. [Fork puzzles in chess](#)
4. [Promotion puzzles in chess](#)
5. [Strategy puzzles in chess](#)

## How to view the solution to hard chess puzzle 0038

To view the [solution to this puzzle](#), follow the steps given below

1. Go to the [puzzle page](#)
2. Click the solution button (Key as shown [below](#)) to view the solution



Figure 13: Click the solution button to view solutions @ <https://gbud.in/g7f4kb3>

## How to get help for moves in the hard chess puzzle 0038

To get help or the possible next moves in the puzzle, , follow the steps given below

1. Go to the [puzzle page](#)
2. Click the help button (exclamation mark as shown [below](#)) to get help or suggestion on next possible [move](#)



Figure 14: Click the help button to get help on next move @ <https://gbud.in/g7f4kb3>



Figure 15: Solve more hard puzzles @ <https://gbud.in/chshdpz>



Figure 16: Solve other puzzles @ <https://gbud.in/chsgppz>

## Play chess for free

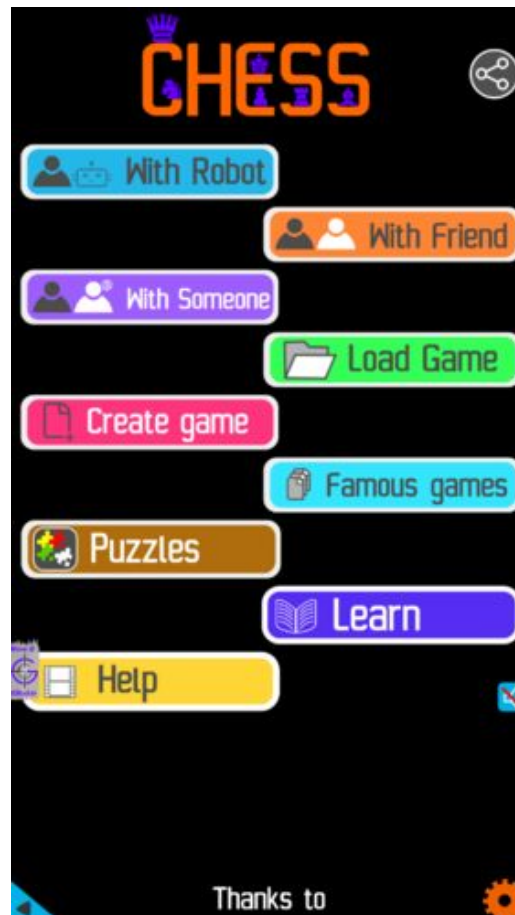


Figure 17: Play chess online for free. Solve puzzles and play with friends

Play chess for free at <https://gbud.in/chs>

We present you a platform to play chess online with friends for free. No need to install any app. You can play chess for free without registration or login.

Simple. You can do several chess related activities.

1. [solve chess puzzles](#)
2. [learn about chess](#)
3. [play chess with computer](#)
4. [play chess with friend](#)
5. [create your own chess games](#)

6. [fen viewer](#)
7. [fen editor](#)
8. [fen generator](#)
9. [pgn viewer](#)
10. [chess board editor](#)
11. [view famous chess games.](#)



Figure 18: Solve this puzzle online by scanning this QR code or go to the link below

<https://gbud.in/g7f4kb3>

Read the latest article on Hard Chess puzzle # 0038 - Get a queen in 5 moves by scanning this QR code or click the link

Previous article : « [Hard Chess puzzle # 0037 - Mate in 3 moves](#)

Next article : [Hard chess puzzles](#) »

[Back to top](#)

[Contact Us](#)





## Hard Chess Puzzle # 0039

By

G Bud Games  
<https://gbud.in>

October 11, 2021

## Hard Chess puzzle # 0039 - Mate in 3 moves

Solve this hard chess puzzle and improve your chess games through improvement of your chess strategies and chess tactics. This hard puzzle is a subset of [kids games](#).

Puzzle No : 0039

Difficulty level : hard

Description : Mate in 3 moves

Next Move : White

Player level : Advanced

Short URL for puzzle : <https://gbud.in/gfwngy3>

### Hard chess puzzle 0039



Figure 1: Solve this hard chess puzzle 0039. Mate in 3 moves @ <https://gbud.in/gfwngy3>



Figure 2: Solve this hard chess puzzle online with solution @ <https://gbud.in/gfwngy3>

## Solution to hard chess puzzle 0039

At this puzzle, next **move** is by **White**. The objective of the puzzle is to mate in 3 moves.

See the interactive solution at the [puzzle page](#)

### Solution 1

**Initial board position** This is the initial board position of hard chess puzzle 0039.



Figure 3: Initial board position of hard chess puzzle 0039

**Move 1** Move by white



Figure 4: Ng6+ - This sacrifice of the knight is a zugzwang move since it forces the pawn at h file to capture it which will put your opponent at disadvantage

**Move 2** Move by black



Figure 5: hxg6 - Pawn captures the knight to escape from the check since this is the only legal move available

**Move 3** Move by white



Figure 6: Rh3+ - This is another sacrifice to attract the bishop to h3

**Move 4** Move by black



Figure 7: Bxh3 - This is another forced move as no other moves are available for the king to escape from the check

**Move 5** Move by white



Figure 8: Qxh3# - King has no free squares to move and ends in a check-mate

## Solution 2

**Initial board position** This is the initial board position of hard chess puzzle 0039.



Figure 9: Initial board position of hard chess puzzle 0039

**Move 1** Move by white



Figure 10: Ng6+ - This sacrifice of the knight is a zugzwang move since it forces the pawn at h file to capture it which will put your opponent at disadvantage

**Move 2** Move by black



Figure 11: hxg6 - Pawn captures the knight to escape from the check since this is the only legal move available

**Move 3** Move by white



Figure 12: Qh3+ - The queen sacrifices itself to attract the bishop to h3

**Move 4** Move by black




Figure 13: Bxh3 - This is another forced move as no other moves are available for the king to escape from the check

**Move 5** Move by white






Figure 14: Rxh3# - King has no free squares to move and ends in a checkmate

### Right moves for the solution to the hard chess puzzle 0039

Based on the objective of the puzzle, you have to make the right moves. Following are the right moves

1. Ng6+, Rh3+, Qxh3#
2. Ng6+, Qh3+, Rxh3#

### Explanation for the moves

1. Ng6+ - This sacrifice of the knight is a zugzwang move since it forces the pawn at h file to capture it which will put your opponent at disadvantage
2. Rh3+ - This is another sacrifice to attract the bishop to h3
3. Qh3+ - The queen sacrifices itself to attract the bishop to h3
4. Qxh3# - King has no free squares to move and ends in a checkmate
5. Rxh3# - King has no free squares to move and ends in a checkmate
6. hxg6 - Pawn captures the knight to escape from the check since this is the only legal move available
7. Bxh3 - This is another forced move as no other moves are available for the king to escape from the check
8. For right move - You forced the pawn to open the h file with the zugzwang move and had a checkmate later. Good decision and a sacrifice

9. For wrong move - You should have had a zugzwang move and sacrificed your pieces to have a checkmate. Try again

## Categories of hard chess puzzle 0039

This hard chess puzzle falls in these categories.

1. [Hard chess puzzles](#)
2. [Sacrifice puzzles in chess](#)
3. [Mate in 3 puzzles in chess](#)
4. [Endgame puzzles in chess](#)
5. [Strategy puzzles in chess](#)
6. [Zugzwang puzzles in chess](#)

## How to view the solution to hard chess puzzle 0039

To view the [solution to this puzzle](#), follow the steps given below

1. Go to the [puzzle page](#)
2. Click the solution button (Key as shown [below](#)) to view the solution



Figure 15: Click the solution button to view solutions @ <https://gbud.in/gfwngy3>

## How to get help for moves in the hard chess puzzle 0039

To get help or the possible next moves in the puzzle, , follow the steps given below

1. Go to the [puzzle page](#)
2. Click the help button (exclamation mark as shown [below](#)) to get help or suggestion on next possible [move](#)



Figure 16: Click the help button to get help on next move @ <https://gbud.in/gfwngy3>



Figure 17: Solve more hard puzzles @ <https://gbud.in/chshdpz>



Figure 18: Solve other puzzles @ <https://gbud.in/chsgppz>

## Play chess for free

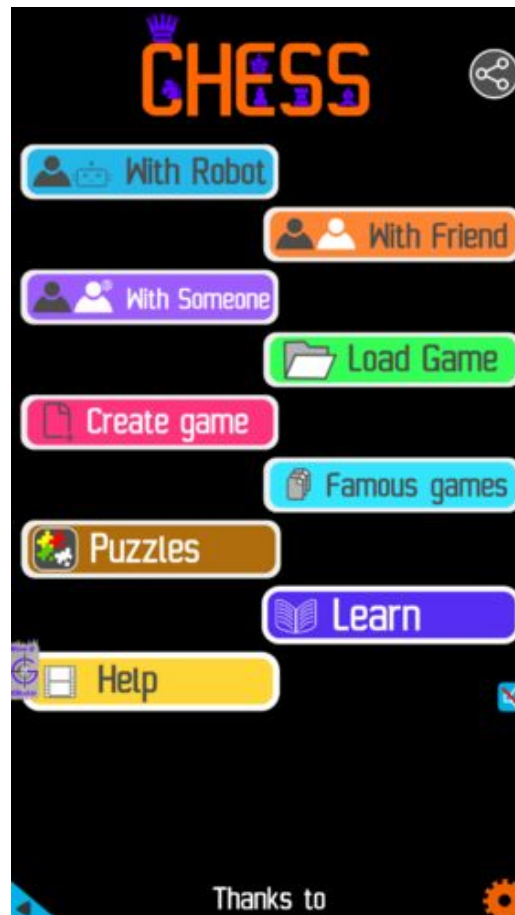


Figure 19: Play chess online for free. Solve puzzles and play with friends

Play chess for free at <https://gbud.in/chs>

We present you a platform to play chess online with friends for free. No need to install any app. You can play chess for free without registration or login.

Simple. You can do several chess related activities.

1. solve chess puzzles
2. learn about chess
3. play chess with computer
4. play chess with friend
5. create your own chess games

6. [fen viewer](#)
7. [fen editor](#)
8. [fen generator](#)
9. [pgn viewer](#)
10. [chess board editor](#)
11. [view famous chess games.](#)



Figure 20: Solve this puzzle online by scanning this QR code or go to the link below

<https://gbud.in/gfwngy3>

Read the latest article on Hard Chess puzzle # 0039 - Mate in 3 moves by scanning this QR code or click the link

Previous article : « [Hard Chess puzzle # 0038 - Get a queen in 5 moves](#)

Next article : [Hard Chess puzzle # 0040 - Gain queen](#) »

[Back to top](#)

[Contact Us](#)



## Hard Chess Puzzle # 0040

By

G Bud Games  
<https://gbud.in>

October 11, 2021

## Solution to hard chess puzzle 0040

At this puzzle, next **move** is by **White**. The objective of the puzzle is to gain queen.

See the interactive solution at the [puzzle page](#)

### Solution 1

**Initial board position** This is the initial board position of hard chess puzzle 0040.



Figure 3: Initial board position of hard chess puzzle 0040

**Move 1** Move by white



Figure 4: d4 - This pawn fork attacks both the knight and rook at the same time. It is also a decoy move since it opens the diagonal for the bishop

**Move 2** Move by black




Figure 5: Rxh5 - Rook captures the hanging pawn

**Move 3** Move by white






Figure 6: Bc4+ - This is a skewer attack on the queen through the king

**Move 4** Move by black



Figure 7: Kc6 - King escapes from check

**Move 5** Move by white




Figure 8: Bxf7 - Bishop captures the hanging queen

## Right moves for the solution to the hard chess puzzle 0040

Based on the objective of the puzzle, you have to make the right moves. Following are the right moves

1. d4, Bc4+, Bxf7

## Explanation for the moves

1. d4 - This pawn fork attacks both the knight and rook at the same time. It is also a decoy move since it opens the diagonal for the bishop
2. Bc4+ - This is a skewer attack on the queen through the king
3. Bxf7 - Bishop captures the hanging queen
4. Rxh5 - Rook captures the hanging pawn
5. Kc6 - King escapes from check
6. For right move - You had a fork and gained the queen through skewer attack. Good moves
7. For wrong move - It seems you missed the chance to gain the queen. Try again with a fork and skewer move

## Categories of hard chess puzzle 0040

This hard chess puzzle falls in these categories.

1. [Hard chess puzzles](#)
2. [Gain puzzles in chess](#)
3. [Fork puzzles in chess](#)
4. [Decoy puzzles in chess](#)
5. [Strategy puzzles in chess](#)
6. [Skewer puzzles in chess](#)

## How to view the solution to hard chess puzzle 0040

To view the [solution to this puzzle](#), follow the steps given below

1. Go to the [puzzle page](#)
2. Click the solution button (Key as shown [below](#)) to view the solution



Figure 9: Click the solution button to view solutions @ <https://gbud.in/gj8xcw3>

## How to get help for moves in the hard chess puzzle 0040

To get help or the possible next moves in the puzzle, , follow the steps given below

1. Go to the [puzzle page](#)

2. Click the help button (exclamation mark as shown [below](#)) to get help or suggestion on next possible [move](#)



Figure 10: Click the help button to get help on next move @ <https://gbud.in/gj8xcw3>



Figure 11: Solve more hard puzzles @ <https://gbud.in/chshdpz>



Figure 12: Solve other puzzles @ <https://gbud.in/chsgppz>

## Play chess for free



Figure 13: Play chess online for free. Solve puzzles and play with friends

Play chess for free at <https://gbud.in/chs>

We present you a platform to play chess online with friends for free. No need to install any app. You can play chess for free without registration or login.

Simple. You can do several chess related activities.

1. [solve chess puzzles](#)
2. [learn about chess](#)
3. [play chess with computer](#)
4. [play chess with friend](#)
5. [create your own chess games](#)
6. [fen viewer](#)
7. [fen editor](#)
8. [fen generator](#)
9. [pgn viewer](#)
10. [chess board editor](#)

11. [view famous chess games.](#)



Figure 14: Solve this puzzle online by scanning this QR code or go to the link below

<https://gbud.in/gj8xcw3>

Read the latest article on Hard Chess puzzle # 0040 - Gain queen by scanning this QR code or click the link

Previous article : « [Hard Chess puzzle # 0039 - Mate in 3 moves](#)

Next article : [Hard chess puzzles](#) »

[Back to top](#)

[Contact Us](#)

© GBud Games 2021



## Hard Chess Puzzle # 0041

By

G Bud Games  
<https://gbud.in>

October 12, 2021

1.22 Bxf6 - This move is crucial since this bishop controls e7, g7, h8 . . . . .	25
1.23 h5 - Pawn is moved to break the rooks attack . . . . .	26
1.24 Rxh5 - Rook breaks the pawn structure further . . . . .	27
1.25 Re8 - . . . . .	28
1.26 Rh8# - King has no squares to move and ends in a checkmate	29
1.27 Click the solution button to view solutions @ <a href="https://gbud.in/ggng8v3">https://gbud.in/ggng8v3</a> . . . . .	31
1.28 Click the help button to get help on next move @ <a href="https://gbud.in/ggng8v3">https://gbud.in/ggng8v3</a> . . . . .	32
1.29 Solve more hard puzzles @ <a href="https://gbud.in/chshdpz">https://gbud.in/chshdpz</a> . . . . .	32
1.30 Solve other puzzles @ <a href="https://gbud.in/chsgppz">https://gbud.in/chsgppz</a> . . . . .	32
1.31 Play chess online for free. Solve puzzles and play with friends	33
1.32 Solve this puzzle online by scanning this QR code or go to the link below . . . . .	34



# Chapter 1

## Hard Chess puzzle # 0041 - Mate in 4 moves

Solve this hard chess puzzle and improve your chess games through improvement of your chess strategies and chess tactics. This hard puzzle is a subset of [kids games](#).

Puzzle No : 0041

Difficulty level : hard

Description : Mate in 4 moves

Next Move : White

Player level : Advanced

Short URL for puzzle : <https://gbud.in/ggng8v3>

## 1.1 Hard chess puzzle 0041




Figure 1.1: Solve this hard chess puzzle 0041. Mate in 4 moves @ <https://gbud.in/ggng8v3>



Figure 1.2: Solve this hard chess puzzle online with solution @ <https://gbud.in/ggng8v3>

## 1.2 Solution to hard chess puzzle 0041

At this puzzle, next **move** is by **White**. The objective of the puzzle is to mate in 4 moves.

See the interactive solution at the [puzzle page](#)

## 1.2.1 Solution 1

### 1.2.1.1 Initial board position

This is the initial board position of hard chess puzzle 0041.




Figure 1.3: Initial board position of hard chess puzzle 0041

### 1.2.1.2 Move 1

Move by white




Figure 1.4: Nxf6+ - This is a sacrifice as well as zugzwang move. This forces the pawn to capture the knight so that the g file will be open

### 1.2.1.3 Move 2

Move by black




Figure 1.5: gxf6 - Pawn captures the knight

#### 1.2.1.4 Move 3

Move by white




Figure 1.6: Bxf6 - This move is crucial since this bishop controls e7, g7, h8

#### 1.2.1.5 Move 4

Move by black




Figure 1.7: Re8 -

### 1.2.1.6 Move 5

Move by white




Figure 1.8: Rxh7 - Rook breaks the pawn structure further

### 1.2.1.7 Move 6

Move by black






Figure 1.9: Kf8 -

### 1.2.1.8 Move 7

Move by white




Figure 1.10: Rh8# - King has no squares to move and ends in a checkmate

## 1.2.2 Solution 2

### 1.2.2.1 Initial board position

This is the initial board position of hard chess puzzle 0041.




Figure 1.11: Initial board position of hard chess puzzle 0041

### 1.2.2.2 Move 1

Move by white




Figure 1.12: Nxf6+ - This is a sacrifice as well as zugzwang move. This forces the pawn to capture the knight so that the g file will be open

### 1.2.2.3 Move 2

Move by black




Figure 1.13: gxf6 - Pawn captures the knight

#### 1.2.2.4 Move 3

Move by white




Figure 1.14: Bxf6 - This move is crucial since this bishop controls e7, g7, h8

#### 1.2.2.5 Move 4

Move by black




Figure 1.15: h6 - Pawn is moved to break the rooks attack

### 1.2.2.6 Move 5

Move by white




Figure 1.16: Rxh6 - Rook breaks the pawn structure further

### 1.2.2.7 Move 6

Move by black






Figure 1.17: Re8 -

### 1.2.2.8 Move 7

Move by white




Figure 1.18: Rh8# - King has no squares to move and ends in a checkmate

### 1.2.3 Solution 3

#### 1.2.3.1 Initial board position

This is the initial board position of hard chess puzzle 0041.




Figure 1.19: Initial board position of hard chess puzzle 0041

### 1.2.3.2 Move 1

Move by white



Figure 1.20: Nxf6+ - This is a sacrifice as well as zugzwang move. This forces the pawn to capture the knight so that the g file will be open

### 1.2.3.3 Move 2

Move by black




Figure 1.21: gxf6 - Pawn captures the knight

### 1.2.3.4 Move 3

Move by white




Figure 1.22: Bxf6 - This move is crucial since this bishop controls e7, g7, h8

### 1.2.3.5 Move 4

Move by black




Figure 1.23: h5 - Pawn is moved to break the rooks attack

### 1.2.3.6 Move 5

Move by white




Figure 1.24: Rxf5 - Rook breaks the pawn structure further

### 1.2.3.7 Move 6

Move by black






Figure 1.25: Re8 -

### 1.2.3.8 Move 7

Move by white




Figure 1.26: Rh8# - King has no squares to move and ends in a checkmate

### 1.2.4 Right moves for the solution to the hard chess puzzle 0041

Based on the objective of the puzzle, you have to make the right moves. Following are the right moves

1. Nxf6+, Bxf6, Rxh7, Rh8#
2. Nxf6+, Bxf6, Rxh6, Rh8#
3. Nxf6+, Bxf6, Rxh5, Rh8#

### 1.2.5 Explanation for the moves

1. Nxf6+ - This is a sacrifice as well as zugzwang move. This forces the pawn to capture the knight so that the g file will be open
2. Bxf6 - This move is crucial since this bishop controls e7, g7, h8
3. Rxh7 - Rook breaks the pawn structure further
4. Rxh6 - Rook breaks the pawn structure further
5. Rxh5 - Rook breaks the pawn structure further
6. Rh8# - King has no squares to move and ends in a checkmate
7. gxf6 - Pawn captures the knight
8. Kf8 -

9. h6 - Pawn is moved to break the rooks attack
10. h5 - Pawn is moved to break the rooks attack
11. Re8 -
12. For right move - Your moves break the opponent's defence of pawns. Nice moves. Keep it up
13. For wrong move - You should have broken the pawn structure by using the knight and bishop. Try again

## 1.3 Categories of hard chess puzzle 0041

This hard chess puzzle falls in these categories.

1. [Hard chess puzzles](#)
2. [Sacrifice puzzles in chess](#)
3. [Endgame puzzles in chess](#)
4. [Strategy puzzles in chess](#)
5. [Zugzwang puzzles in chess](#)
6. [Mate in 4 puzzles in chess](#)

## 1.4 How to view the solution to hard chess puzzle 0041

To view the [solution to this puzzle](#), follow the steps given below

1. Go to the [puzzle page](#)
2. Click the solution button (Key as shown [below](#)) to view the solution



Figure 1.27: Click the solution button to view solutions @ <https://gbud.in/ggng8v3>

## 1.5 How to get help for moves in the hard chess puzzle 0041

To get help or the possible next moves in the puzzle, , follow the steps given below

1. Go to the [puzzle page](#)
2. Click the help button (exclamation mark as shown [below](#)) to get help or suggestion on next possible [move](#)



Figure 1.28: Click the help button to get help on next move @ <https://gbud.in/ggng8v3>



Figure 1.29: Solve more hard puzzles @ <https://gbud.in/chshdpz>



Figure 1.30: Solve other puzzles @ <https://gbud.in/chsgppz>

## 1.6 Play chess for free



Figure 1.31: Play chess online for free. Solve puzzles and play with friends

Play chess for free at <https://gbud.in/chs>

We present you a platform to [play chess online with friends for free](#). No need to install any app. You can [play chess for free without registration or login](#).

Simple. You can do several chess related activities.

1. [solve chess puzzles](#)
2. [learn about chess](#)
3. [play chess with computer](#)
4. [play chess with friend](#)
5. [create your own chess games](#)
6. [fen viewer](#)
7. [fen editor](#)
8. [fen generator](#)
9. [pgn viewer](#)
10. [chess board editor](#)
11. [view famous chess games](#).



Figure 1.32: Solve this puzzle online by scanning this QR code or go to the link below

<https://gbud.in/ggng8v3>

Read the latest article on Hard Chess puzzle # 0041 - Mate in 4 moves by scanning this QR code or click the link

Previous article : « [Hard Chess puzzle # 0040 - Gain queen](#)

Next article : [Hard chess puzzles](#) »

[Back to top](#)

[Contact Us](#)

© GBud Games 2021



## Hard Chess Puzzle # 0042

By

G Bud Games  
<https://gbud.in>

October 14, 2021



## Hard Chess puzzle # 0042 - Stop opponent's promotion

Solve this hard chess puzzle and improve your chess games through improvement of your chess strategies and chess tactics. This hard puzzle is a subset of [kids games](#).

Puzzle No : 0042

Difficulty level : hard

Description : Stop opponent's promotion

Next Move : White

Player level : Advanced

Short URL for puzzle : <https://gbud.in/g23rtl3>

### Hard chess puzzle 0042




Figure 1: Solve this hard chess puzzle 0042. Stop opponent's promotion @ <https://gbud.in/g23rtl3>



Figure 2: Solve this hard chess puzzle online with solution @ <https://gbud.in/g23rtl3>

## Solution to hard chess puzzle 0042

At this puzzle, next **move** is by **White**. The objective of the puzzle is to stop opponent's promotion.

See the interactive solution at the [puzzle page](#)

### Solution 1

**Initial board position** This is the initial board position of hard chess puzzle 0042.




Figure 3: Initial board position of hard chess puzzle 0042

**Move 1** Move by white




Figure 4: Kd5 - This is the crucial move since moving in the diagonal is the only option to reach the pawn

**Move 2** Move by black




Figure 5: h4 - Pawn is moving forward for promotion

**Move 3** Move by white




Figure 6: Ke4 -

**Move 4** Move by black




Figure 7: h3 -

**Move 5** Move by white




Figure 8: Kf3 -

**Move 6** Move by black




Figure 9: h2 -

**Move 7** Move by white




Figure 10: Kg2 - You are near the pawn. You can capture it even if it is promoted

**Move 8** Move by black



Figure 11: h1=Q+ - Pawn is promoted to a queen and giving check to king

**Move 9** Move by white




Figure 12: Kxh1 - The promoted piece is captured.

### Right moves for the solution to the hard chess puzzle 0042

Based on the objective of the puzzle, you have to make the right moves. Following are the right moves

1. Kd5, Ke4, Kf3, Kg2, Kxh1

### Explanation for the moves

1. Kd5 - This is the crucial move since moving in the diagonal is the only option to reach the pawn
2. Ke4 -
3. Kf3 -
4. Kg2 - You are near the pawn. You can capture it even if it is promoted
5. Kxh1 - The promoted piece is captured.
6. h4 - Pawn is moving forward for promotion
7. h3 -
8. h2 -
9. h1=Q+ - Pawn is promoted to a queen and giving check to king
10. For right move - You know how to move your king to stop the pawn's promotion
11. For wrong move - You missed the chance to stop the promotion of the pawn. Try again

## Categories of hard chess puzzle 0042

This hard chess puzzle falls in these categories.

1. [Hard chess puzzles](#)
2. [Endgame puzzles in chess](#)
3. [Promotion puzzles in chess](#)
4. [Strategy puzzles in chess](#)

## How to view the solution to hard chess puzzle 0042

To view the [solution to this puzzle](#), follow the steps given below

1. Go to the [puzzle page](#)
2. Click the solution button (Key as shown [below](#)) to view the solution



Figure 13: Click the solution button to view solutions @ <https://gbud.in/g23rtl3>

## How to get help for moves in the hard chess puzzle 0042

To get help or the possible next moves in the puzzle, , follow the steps given below



1. Go to the [puzzle page](#)
2. Click the help button (exclamation mark as shown [below](#)) to get help or suggestion on next possible [move](#)



Figure 14: Click the help button to get help on next move @ <https://gbud.in/g23rtl3>



Figure 15: Solve more hard puzzles @ <https://gbud.in/chshdpz>



Figure 16: Solve other puzzles @ <https://gbud.in/chsgppz>

## Play chess for free

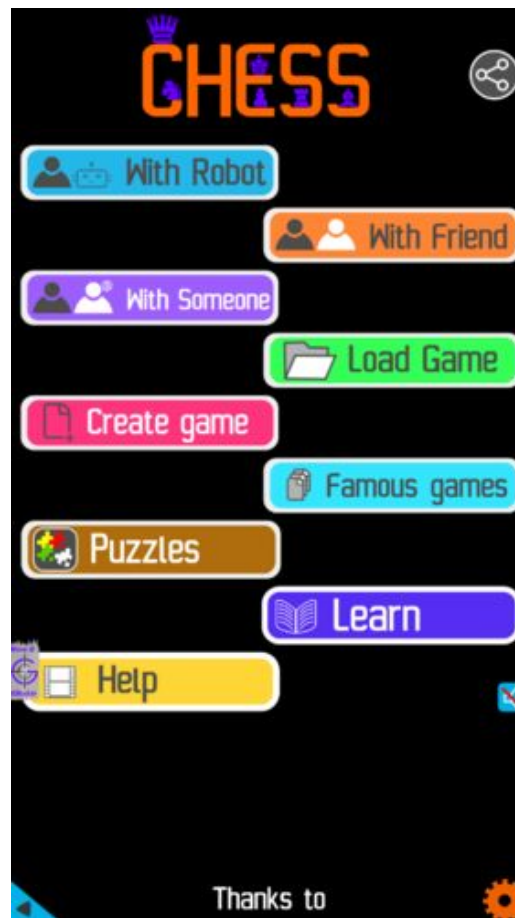


Figure 17: Play chess online for free. Solve puzzles and play with friends

Play chess for free at <https://gbud.in/chs>

We present you a platform to play chess online with friends for free. No need to install any app. You can play chess for free without registration or login.

Simple. You can do several chess related activities.

1. [solve chess puzzles](#)
2. [learn about chess](#)
3. [play chess with computer](#)
4. [play chess with friend](#)
5. [create your own chess games](#)
6. [fen viewer](#)
7. [fen editor](#)
8. [fen generator](#)
9. [pgn viewer](#)
10. [chess board editor](#)

11. [view famous chess games.](#)



Figure 18: Solve this puzzle online by scanning this QR code or go to the link below

<https://gbud.in/g23rtl3>

Read the latest article on Hard Chess puzzle # 0042 - Stop opponent's promotion by scanning this QR code or click the link

Previous article : « [Hard Chess puzzle # 0041 - Mate in 4 moves](#)

Next article : [Hard chess puzzles](#) »

[Back to top](#)

[Contact Us](#)

© GBud Games 2021



## Hard Chess Puzzle # 0043

By

G Bud Games  
<https://gbud.in>

October 15, 2021

## Solution to hard chess puzzle 0043

At this puzzle, next **move** is by **White**. The objective of the puzzle is to mate in 4 moves.

See the interactive solution at the [puzzle page](#)

### Solution 1

**Initial board position** This is the initial board position of hard chess puzzle 0043.




Figure 3: Initial board position of hard chess puzzle 0043

**Move 1** Move by white




Figure 4: Kd7 - This is a crucial move to stop the opponent's king moving to c8. So the king will move between a8 and b8

**Move 2** Move by black




Figure 5: Ka8 -

**Move 3** Move by white




Figure 6: Nb4 - Knight is getting closer to the king to give check in next move

**Move 4** Move by black




Figure 7: Kb8 -

**Move 5** Move by white




Figure 8: Nc6+ - This knight's position will attack b8 and a7 so that king can not move to these squares in future.

**Move 6** Move by black




Figure 9: Ka8 -

**Move 7** Move by white






Figure 10: b7# - King has no free squares to move. This is called as David and Goliath mate as the pawn is giving the checkmate

### Right moves for the solution to the hard chess puzzle 0043

Based on the objective of the puzzle, you have to make the right moves. Following are the right moves

1. Kd7, Nb4, Nc6+, b7#

### Explanation for the moves

1. Kd7 - This is a crucial move to stop the opponent's king moving to c8. So the king will move between a8 and b8
2. Nb4 - Knight is getting closer to the king to give check in next move
3. Nc6+ - This knight's position will attack b8 and a7 so that king can not move to these squares in future.
4. b7# - King has no free squares to move. This is called as David and Goliath mate as the pawn is giving the checkmate
5. Ka8 -
6. Kb8 -
7. For right move - You know how to arrest movement of opponent's king and have a checkmate. Great moves
8. For wrong move - You could have had a David and Goliath mate. Do not stop trying

## Categories of hard chess puzzle 0043

This hard chess puzzle falls in these categories.

1. [Hard chess puzzles](#)
2. [Endgame puzzles in chess](#)
3. [Strategy puzzles in chess](#)
4. [Mate pattern puzzles in chess](#)
5. [Mate in 4 puzzles in chess](#)

## How to view the solution to hard chess puzzle 0043

To view the [solution to this puzzle](#), follow the steps given below

1. Go to the [puzzle page](#)
2. Click the solution button (Key as shown [below](#)) to view the solution



Figure 11: Click the solution button to view solutions @ <https://gbud.in/ghh2zs3>

## How to get help for moves in the hard chess puzzle 0043

To get help or the possible next moves in the puzzle, , follow the steps given below

1. Go to the [puzzle page](#)
2. Click the help button (exclamation mark as shown [below](#)) to get help or suggestion on next possible [move](#)



Figure 12: Click the help button to get help on next move @ <https://gbud.in/ghh2zs3>



Figure 13: Solve more hard puzzles @ <https://gbud.in/chshdpz>



Figure 14: Solve other puzzles @ <https://gbud.in/chsgppz>

## Play chess for free

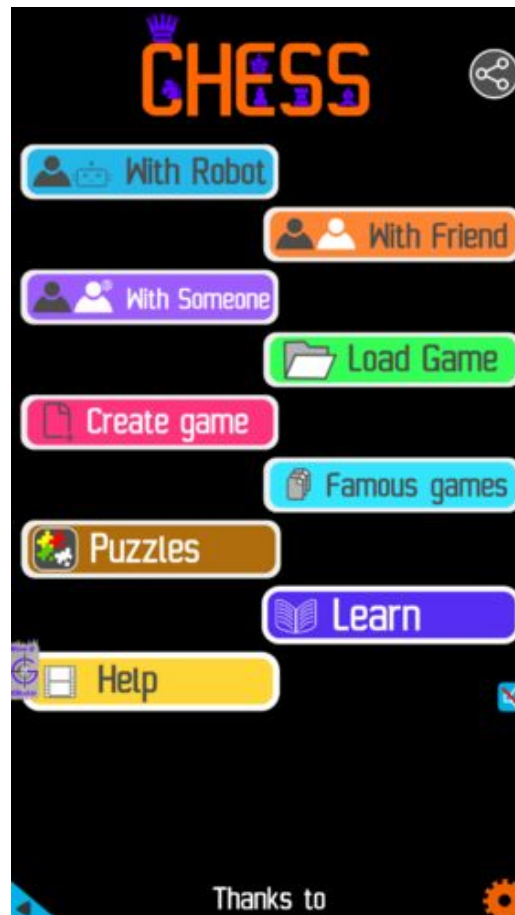


Figure 15: Play chess online for free. Solve puzzles and play with friends

Play chess for free at <https://gbud.in/chs>

We present you a platform to play chess online with friends for free. No need to install any app. You can play chess for free without registration or login.

Simple. You can do several chess related activities.

1. solve chess puzzles
2. learn about chess
3. play chess with computer
4. play chess with friend
5. create your own chess games

6. [fen viewer](#)
7. [fen editor](#)
8. [fen generator](#)
9. [pgn viewer](#)
10. [chess board editor](#)
11. [view famous chess games.](#)



Figure 16: Solve this puzzle online by scanning this QR code or go to the link below

<https://gbud.in/ghh2zs3>

Read the latest article on Hard Chess puzzle # 0043 - Mate in 4 moves by scanning this QR code or click the link

Previous article : [« Hard Chess puzzle # 0042 - Stop opponent's promotion](#)

Next article : [Hard chess puzzles »](#)

[Back to top](#)

[Contact Us](#)



## Hard Chess Puzzle # 0044

By

G Bud Games  
<https://gbud.in>

October 16, 2021

## Hard Chess puzzle # 0044 - Mate in 4 moves

Solve this hard chess puzzle and improve your chess games through improvement of your chess strategies and chess tactics. This hard puzzle is a subset of [kids games](#).

Puzzle No : 0044

Difficulty level : hard

Description : Mate in 4 moves

Next Move : White

Player level : Advanced

Short URL for puzzle : <https://gbud.in/g0qnq63>

### Hard chess puzzle 0044



Figure 1: Solve this hard chess puzzle 0044. Mate in 4 moves @ <https://gbud.in/g0qnq63>



Figure 2: Solve this hard chess puzzle online with solution @ <https://gbud.in/g0qnq63>

## Solution to hard chess puzzle 0044

At this puzzle, next **move** is by **White**. The objective of the puzzle is to mate in 4 moves.

See the interactive solution at the [puzzle page](#)

### Solution 1

**Initial board position** This is the initial board position of hard chess puzzle 0044.



Figure 3: Initial board position of hard chess puzzle 0044

**Move 1** Move by black





Figure 4: Nxd5 - Opponent thought that this is a best move since they captured a hanging rook and at the same time opened the diagonal for the queen to attack the knight. They have not realised that the protection to h7 is reduced and the diagonal to h8 is open

**Move 2** Move by white



Figure 5: Qxh7+ - This sacrifice is required to open the h file since queen and rook are in battery formation

**Move 3** Move by black



Figure 6: Qxh7 - Opponent's queen is forced to capture your queen. This is a zugzwang move

**Move 4** Move by white




Figure 7: Rxh7 - Rook captures the queen. This rook can not be captured since it is supported by the knight.

**Move 5** Move by black




Figure 8: Nf6 - Opponent's knight comes back to f6 after realising the mistake. This will also block the bishop's access to h8 and g7

**Move 6** Move by white




Figure 9: Bxf6 - Bishop captures the hanging knight

**Move 7** Move by black



Figure 10: Kf8 - King is trying to escape from the threat

**Move 8** Move by white




Figure 11: Rh8# - King has no free squares to move and ends in a check-mate

### Right moves for the solution to the hard chess puzzle 0044

Based on the objective of the puzzle, you have to make the right moves. Following are the right moves

1. Qxh7+, Rxh7, Bxf6, Rh8#

## Explanation for the moves

1. Nxd5 - Opponent thought that this is a best move since they captured a hanging rook and at the same time opened the diagonal for the queen to attack the knight. They have not realised that the protection to h7 is reduced and the diagonal to h8 is open
2. Qxh7+ - This sacrifice is required to open the h file since queen and rook are in battery formation
3. Qxh7 - Opponent's queen is forced to capture your queen. This is a zugzwang move
4. Rxh7 - Rook captures the queen. This rook can not be captured since it is supported by the knight.
5. Nf6 - Opponent's knight comes back to f6 after realising the mistake. This will also block the bishop's access to h8 and g7
6. Bxf6 - Bishop captures the hanging knight
7. Kf8 - King is trying to escape from the threat
8. Rh8# - King has no free squares to move and ends in a checkmate
9. For right move - You utilised the opponent's mistake effectively and won the game. Good observation of the board
10. For wrong move - You should have won after the mistake made by the opponent. The protection to h7 is reduced. Try again

## Categories of hard chess puzzle 0044

This hard chess puzzle falls in these categories.

1. [Hard chess puzzles](#)
2. [Sacrifice puzzles in chess](#)
3. [Endgame puzzles in chess](#)
4. [Battery puzzles in chess](#)
5. [Strategy puzzles in chess](#)
6. [Zugzwang puzzles in chess](#)
7. [Mate in 4 puzzles in chess](#)

## How to view the solution to hard chess puzzle 0044

To view the [solution to this puzzle](#), follow the steps given below

1. Go to the [puzzle page](#)
2. Click the solution button (Key as shown [below](#)) to view the solution



Figure 12: Click the solution button to view solutions @ <https://gbud.in/g0qnq63>

## How to get help for moves in the hard chess puzzle 0044

To get help or the possible next moves in the puzzle, , follow the steps given below

1. Go to the [puzzle page](#)
2. Click the help button (exclamation mark as shown [below](#)) to get help or suggestion on next possible [move](#)



Figure 13: Click the help button to get help on next move @ <https://gbud.in/g0qnq63>



Figure 14: Solve more hard puzzles @ <https://gbud.in/chshdpz>



Figure 15: Solve other puzzles @ <https://gbud.in/chsgppz>

## Play chess for free



Figure 16: Play chess online for free. Solve puzzles and play with friends

Play chess for free at <https://gbud.in/chs>

We present you a platform to play chess online with friends for free. No need to install any app. You can play chess for free without registration or login.

Simple. You can do several chess related activities.

1. [solve chess puzzles](#)
2. [learn about chess](#)
3. [play chess with computer](#)
4. [play chess with friend](#)
5. [create your own chess games](#)
6. [fen viewer](#)
7. [fen editor](#)
8. [fen generator](#)
9. [pgn viewer](#)
10. [chess board editor](#)



11. [view famous chess games.](#)



Figure 17: Solve this puzzle online by scanning this QR code or go to the link below

<https://gbud.in/g0qnq63>

Read the latest article on Hard Chess puzzle # 0044 - Mate in 4 moves by scanning this QR code or click the link

Previous article : [« Hard Chess puzzle # 0043 - Mate in 4 moves](#)

Next article : [Hard chess puzzles »](#)

[Back to top](#)

[Contact Us](#)

© GBud Games 2021



## Hard Chess Puzzle # 0045

By

G Bud Games  
<https://gbud.in>

October 17, 2021

## Solution to hard chess puzzle 0045

At this puzzle, next **move** is by **White**. The objective of the puzzle is to mate in 3 moves.

See the interactive solution at the [puzzle page](#)

### Solution 1

**Initial board position** This is the initial board position of hard chess puzzle 0045.




Figure 3: Initial board position of hard chess puzzle 0045

**Move 1** Move by white




Figure 4: Nc6+ - This move is crucial as it threatens the king and pushes to a8 where it is locked

**Move 2** Move by black




Figure 5: Ka8 - This is the only free square available as b8 is also attacked by the knight

**Move 3** Move by white




Figure 6: b6 - Pawn advances to give a threat to the king

**Move 4** Move by black




Figure 7: Nf3 - Since king is locked, knight is making some move

**Move 5** Move by white




Figure 8: b7# - King has no free squares to move and ends in a checkmate. This is called David and Goliath mate as the pawn is giving the checkmate

### Right moves for the solution to the hard chess puzzle 0045

Based on the objective of the puzzle, you have to make the right moves. Following are the right moves

1. Nc6+, b6, b7#

### Explanation for the moves

1. Nc6+ - This move is crucial as it threatens the king and pushes to a8 where it is locked
2. b6 - Pawn advances to give a threat to the king
3. b7# - King has no free squares to move and ends in a checkmate. This is called David and Goliath mate as the pawn is giving the checkmate
4. Ka8 - This is the only free square available as b8 is also attacked by the knight
5. Nf3 - Since king is locked, knight is making some move
6. For right move - You have restricted the movement of opponent's king using your knight and won the game. Good moves
7. For wrong move - You could have locked the king using the knight and won the game. Try again

## Categories of hard chess puzzle 0045

This hard chess puzzle falls in these categories.

1. [Hard chess puzzles](#)
2. [Mate in 3 puzzles in chess](#)
3. [Endgame puzzles in chess](#)
4. [Strategy puzzles in chess](#)
5. [Mate pattern puzzles in chess](#)

## How to view the solution to hard chess puzzle 0045

To view the [solution to this puzzle](#), follow the steps given below

1. Go to the [puzzle page](#)
2. Click the solution button (Key as shown [below](#)) to view the solution



Figure 9: Click the solution button to view solutions @ <https://gbud.in/g7rsng3>

## How to get help for moves in the hard chess puzzle 0045

To get help or the possible next moves in the puzzle, , follow the steps given below

1. Go to the [puzzle page](#)
2. Click the help button (exclamation mark as shown [below](#)) to get help or suggestion on next possible [move](#)



Figure 10: Click the help button to get help on next move @ <https://gbud.in/g7rsng3>



Figure 11: Solve more hard puzzles @ <https://gbud.in/chshdpz>



Figure 12: Solve other puzzles @ <https://gbud.in/chsgppz>



## Play chess for free



Figure 13: Play chess online for free. Solve puzzles and play with friends

Play chess for free at <https://gbud.in/chs>

We present you a platform to play chess online with friends for free. No need to install any app. You can play chess for free without registration or login.

Simple. You can do several chess related activities.

1. solve chess puzzles
2. learn about chess
3. play chess with computer
4. play chess with friend
5. create your own chess games

6. [fen viewer](#)
7. [fen editor](#)
8. [fen generator](#)
9. [pgn viewer](#)
10. [chess board editor](#)
11. [view famous chess games.](#)



Figure 14: Solve this puzzle online by scanning this QR code or go to the link below

<https://gbud.in/g7rsng3>

Read the latest article on Hard Chess puzzle # 0045 - Mate in 3 moves by scanning this QR code or click the link

Previous article : « [Hard Chess puzzle # 0044 - Mate in 4 moves](#)

Next article : [Hard chess puzzles](#) »

[Back to top](#)

[Contact Us](#)



## Hard Chess Puzzle # 0046

By

G Bud Games  
<https://gbud.in>

October 18, 2021

## Hard Chess puzzle # 0046 - Stalemate and draw

Solve this hard chess puzzle and improve your chess games through improvement of your chess strategies and chess tactics. This hard puzzle is a subset of [kids games](#).

Puzzle No : 0046

Difficulty level : hard

Description : Stalemate and draw

Next Move : White

Player level : Advanced

Short URL for puzzle : <https://gbud.in/gbd5gm3>

### Hard chess puzzle 0046



Figure 1: Solve this hard chess puzzle 0046. Stalemate and draw @ <https://gbud.in/gbd5gm3>



Figure 2: Solve this hard chess puzzle online with solution @ <https://gbud.in/gbd5gm3>

## Solution to hard chess puzzle 0046

At this puzzle, next **move** is by **White**. The objective of the puzzle is to stalemate and draw.

See the interactive solution at the [puzzle page](#)

### Solution 1

**Initial board position** This is the initial board position of hard chess puzzle 0046.



Figure 3: Initial board position of hard chess puzzle 0046

**Move 1** Move by white



Figure 4: Rxd7+ - Rook gives a check after a capture

**Move 2** Move by black




Figure 5: Rxd7 - Rook is forced to capture your piece. This is a zugzwang move

**Move 3** Move by white



Figure 6: Rxd7+ - Rook gives a check after a capture

**Move 4** Move by black




Figure 7: Qxd7 - Queen is forced to capture your piece. This is a zugzwang move

**Move 5** Move by white



Figure 8: Qxd7+ - Queen gives a check after a capture

## Solution 2

**Initial board position** This is the initial board position of hard chess puzzle 0046.



Figure 9: Initial board position of hard chess puzzle 0046

**Move 1** Move by white





Figure 10: Rxd7+ - Rook gives a check after a capture

**Move 2** Move by black



Figure 11: Rxd7 - Rook is forced to capture your piece. This is a zugzwang move

**Move 3** Move by white




Figure 12: Qxd7+ - Queen gives a check after a capture

**Move 4** Move by black




Figure 13: Qxd7 - Queen is forced to capture your piece. This is a zugzwang move

**Move 5** Move by white




Figure 14: Rxd7+ - Rook gives a check after a capture

### Right moves for the solution to the hard chess puzzle 0046

Based on the objective of the puzzle, you have to make the right moves. Following are the right moves

1. Rxd7+, Rxd7+, Qxd7+
2. Rxd7+, Qxd7+, Rxd7+,
3. Qxd7+, Rxd7+, Rxd7+,

### Explanation for the moves

1. Rxd7+ - Rook gives a check after a capture
2. Rxd7 - Rook is forced to capture your piece. This is a zugzwang move
3. Qxd7 - Queen is forced to capture your piece. This is a zugzwang move
4. Qxd7+ - Queen gives a check after a capture
5. For right move - Your understanding about sacrifice and stalemate needs appreciation. You have forced the opponent to capture the pieces. If you gave a chance your opponent would have promoted and won. Keep it up
6. For wrong move - You could have sacrificed all your pieces as your king is locked by enemy pieces. Your opponent will promote and win. Try again

## Categories of hard chess puzzle 0046

This hard chess puzzle falls in these categories.

1. [Hard chess puzzles](#)
2. [Sacrifice puzzles in chess](#)
3. [Endgame puzzles in chess](#)
4. [Avoid checkmate puzzles in chess](#)
5. [Strategy puzzles in chess](#)

## How to view the solution to hard chess puzzle 0046

To view the [solution to this puzzle](#), follow the steps given below

1. Go to the [puzzle page](#)
2. Click the solution button (Key as shown [below](#)) to view the solution



Figure 15: Click the solution button to view solutions @ <https://gbud.in/gbd5gm3>

## How to get help for moves in the hard chess puzzle 0046

To get help or the possible next moves in the puzzle, , follow the steps given below

1. Go to the [puzzle page](#)
2. Click the help button (exclamation mark as shown [below](#)) to get help or suggestion on next possible [move](#)



Figure 16: Click the help button to get help on next move @ <https://gbud.in/gbd5gm3>



Figure 17: Solve more hard puzzles @ <https://gbud.in/chshdpz>



Figure 18: Solve other puzzles @ <https://gbud.in/chsgppz>

## Play chess for free



Figure 19: Play chess online for free. Solve puzzles and play with friends

Play chess for free at <https://gbud.in/chs>

We present you a platform to play chess online with friends for free. No need to install any app. You can play chess for free without registration or login.

Simple. You can do several chess related activities.

1. [solve chess puzzles](#)
2. [learn about chess](#)
3. [play chess with computer](#)
4. [play chess with friend](#)
5. [create your own chess games](#)

6. [fen viewer](#)
7. [fen editor](#)
8. [fen generator](#)
9. [pgn viewer](#)
10. [chess board editor](#)
11. [view famous chess games.](#)



Figure 20: Solve this puzzle online by scanning this QR code or go to the link below

<https://gbud.in/gbd5gm3>

Read the latest article on Hard Chess puzzle # 0046 - Stalemate and draw by scanning this QR code or click the link

Previous article : « [Hard Chess puzzle # 0045 - Mate in 3 moves](#)

Next article : [Hard chess puzzles](#) »

[Back to top](#)

[Contact Us](#)



# Hard Chess Puzzle # 0047

By

G Bud Games  
<https://gbud.in>

October 21, 2021



## Solution to hard chess puzzle 0047

At this puzzle, next **move** is by **White**. The objective of the puzzle is to mate in 3 moves.

See the interactive solution at the [puzzle page](#)

### Solution 1

**Initial board position** This is the initial board position of hard chess puzzle 0047.



Figure 3: Initial board position of hard chess puzzle 0047

**Move 1** Move by white



Figure 4: Qxd5 - This is a deflection sacrifice. The queen lost herself to deflect the bishop to open the e file so that the rook can enter

**Move 2** Move by black



Figure 5: Bxd5 - Opponent simply does not want to leave your queen. So the bishop captures it. But this move opens the e file for your battery of rooks

**Move 3** Move by white



Figure 6: Re8+ - First rook in the battery of rooks gives a check

**Move 4** Move by black




Figure 7: Rxe8 - Opponent's rook is forced to capture your rook. This is a zugzwang move

**Move 5** Move by white




Figure 8: Rxe8# - King has no free squares to move as g7 is attacked by your bishop

### Right moves for the solution to the hard chess puzzle 0047

Based on the objective of the puzzle, you have to make the right moves. Following are the right moves

1. Qxd5, Re8+, Rxe8#

### Explanation for the moves

1. Qxd5 - This is a deflection sacrifice. The queen lost herself to deflect the bishop to open the e file so that the rook can enter
2. Re8+ - First rook in the battery of rooks gives a check
3. Rxe8# - King has no free squares to move as g7 is attacked by your bishop
4. Bxd5 - Opponent simply does not want to leave your queen. So the bishop captures it. But this move opens the e file for your battery of rooks
5. Rxe8 - Opponent's rook is forced to capture your rook. This is a zugzwang move
6. For right move - You have deflected the bishop successfully with the sacrifice of the queen to open e file. Good strategy
7. For wrong move - You could have deflected the opponents bishop and used your battery of rooks to end the game. Try again

## Categories of hard chess puzzle 0047

This hard chess puzzle falls in these categories.

1. [Hard chess puzzles](#)
2. [Sacrifice puzzles in chess](#)
3. [Mate in 3 puzzles in chess](#)
4. [Endgame puzzles in chess](#)
5. [Battery puzzles in chess](#)
6. [Strategy puzzles in chess](#)
7. [Zugzwang puzzles in chess](#)

## How to view the solution to hard chess puzzle 0047

To view the [solution to this puzzle](#), follow the steps given below

1. Go to the [puzzle page](#)
2. Click the solution button (Key as shown [below](#)) to view the solution



Figure 9: Click the solution button to view solutions @ <https://gbud.in/g65rcq3>

## How to get help for moves in the hard chess puzzle 0047

To get help or the possible next moves in the puzzle, , follow the steps given below

1. Go to the [puzzle page](#)
2. Click the help button (exclamation mark as shown [below](#)) to get help or suggestion on next possible [move](#)



Figure 10: Click the help button to get help on next move @ <https://gbud.in/g65rcq3>



Figure 11: Solve more hard puzzles @ <https://gbud.in/chshdpz>



Figure 12: Solve other puzzles @ <https://gbud.in/chsgppz>

## Play chess for free

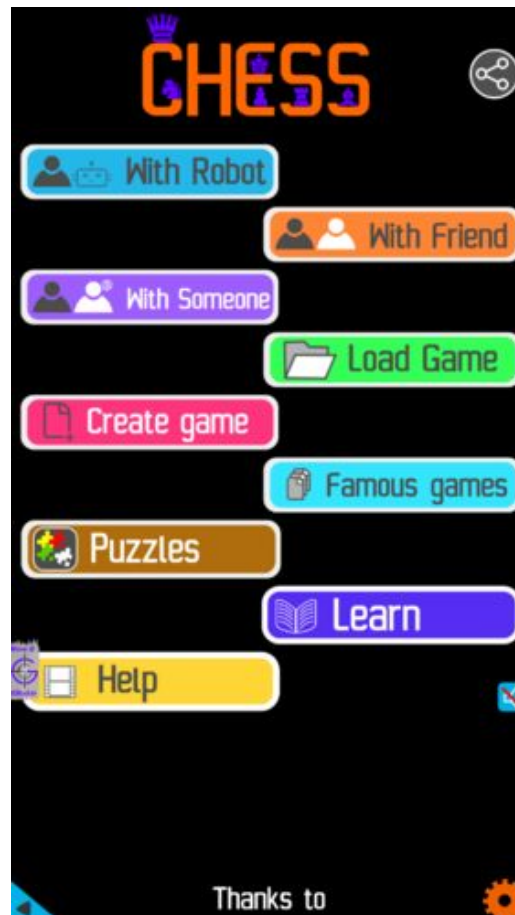


Figure 13: Play chess online for free. Solve puzzles and play with friends

Play chess for free at <https://gbud.in/chs>

We present you a platform to play chess online with friends for free. No need to install any app. You can play chess for free without registration or login.

Simple. You can do several chess related activities.

1. solve chess puzzles
2. learn about chess
3. play chess with computer
4. play chess with friend
5. create your own chess games

6. [fen viewer](#)
7. [fen editor](#)
8. [fen generator](#)
9. [pgn viewer](#)
10. [chess board editor](#)
11. [view famous chess games.](#)



Figure 14: Solve this puzzle online by scanning this QR code or go to the link below

<https://gbud.in/g65rcq3>

Read the latest article on Hard Chess puzzle # 0047 - Mate in 3 moves by scanning this QR code or click the link

Previous article : « [Hard Chess puzzle # 0046 - Stalemate and draw](#)

Next article : [Hard Chess puzzle # 0048 - Mate in 3 moves](#) »

[Back to top](#)

[Contact Us](#)





## Hard Chess Puzzle # 0048

By

G Bud Games  
<https://gbud.in>

October 21, 2021

## Hard Chess puzzle # 0048 - Mate in 3 moves

Solve this hard chess puzzle and improve your chess games through improvement of your chess strategies and chess tactics. This hard puzzle is a subset of [kids games](#).

Puzzle No : 0048

Difficulty level : hard

Description : Mate in 3 moves

Next Move : White

Player level : Advanced

Short URL for puzzle : <https://gbud.in/gr0hk73>

### Hard chess puzzle 0048




Figure 1: Solve this hard chess puzzle 0048. Mate in 3 moves @ <https://gbud.in/gr0hk73>



Figure 2: Solve this hard chess puzzle online with solution @ <https://gbud.in/gr0hk73>

## Solution to hard chess puzzle 0048

At this puzzle, next **move** is by **White**. The objective of the puzzle is to mate in 3 moves.

See the interactive solution at the [puzzle page](#)

### Solution 1

**Initial board position** This is the initial board position of hard chess puzzle 0048.




Figure 3: Initial board position of hard chess puzzle 0048

**Move 1** Move by white




Figure 4: Kb6 - This is a crucial move since this stops the opponent's king from moving to seventh rank

**Move 2** Move by black




Figure 5: Rh1 - Opponent is trying to attack your pawn and at the same time clearing the path for the promotion of their pawn

**Move 3** Move by white




Figure 6: g7 - Pawn advances for promotion with letting the other pawn to be captured

**Move 4** Move by black




Figure 7: Rxh7 - Rook captures the hanging pawn

**Move 5** Move by white




Figure 8: g8=Q# - Pawn is promoted to a queen and checkmate

## Solution 2

**Initial board position** This is the initial board position of hard chess puzzle 0048.



Figure 9: Initial board position of hard chess puzzle 0048

**Move 1** Move by white




Figure 10: Kb6 - This is a crucial move since this stops the opponent's king from moving to seventh rank

**Move 2** Move by black



Figure 11: Rh1 - Opponent is trying to attack your pawn and at the same time clearing the path for the promotion of their pawn

**Move 3** Move by white




Figure 12: g7 - Pawn advances for promotion with letting the other pawn to be captured

**Move 4** Move by black




Figure 13: Rxh7 - Rook captures the hanging pawn

**Move 5** Move by white






Figure 14: g8=R# - Pawn is promoted to a rook and checkmate

### Right moves for the solution to the hard chess puzzle 0048

Based on the objective of the puzzle, you have to make the right moves. Following are the right moves

1. Kb6, g7, g8=Q#
2. Kb6, g7, g8=R#

### Explanation for the moves

1. Kb6 - This is a crucial move since this stops the opponent's king from moving to seventh rank
2. g7 - Pawn advances for promotion with letting the other pawn to be captured
3. g8=Q# - Pawn is promoted to a queen and checkmate
4. g8=R# - Pawn is promoted to a rook and checkmate
5. Rh1 - Opponent is trying to attack your pawn and at the same time clearing the path for the promotion of their pawn
6. Rxh7 - Rook captures the hanging pawn
7. For right move - You have successfully had a checkmate. Good strategy
8. For wrong move - You could have promoted one of your pawns and checkmate. Try again

## Categories of hard chess puzzle 0048

This hard chess puzzle falls in these categories.

1. [Hard chess puzzles](#)
2. [Mate in 3 puzzles in chess](#)
3. [Endgame puzzles in chess](#)
4. [Promotion puzzles in chess](#)
5. [Strategy puzzles in chess](#)

## How to view the solution to hard chess puzzle 0048

To view the [solution to this puzzle](#), follow the steps given below

1. Go to the [puzzle page](#)
2. Click the solution button (Key as shown [below](#)) to view the solution



Figure 15: Click the solution button to view solutions @ <https://gbud.in/gr0hk73>

## How to get help for moves in the hard chess puzzle 0048

To get help or the possible next moves in the puzzle, , follow the steps given below

1. Go to the [puzzle page](#)
2. Click the help button (exclamation mark as shown [below](#)) to get help or suggestion on next possible [move](#)



Figure 16: Click the help button to get help on next move @ <https://gbud.in/gr0hk73>



Figure 17: Solve more hard puzzles @ <https://gbud.in/chshdpz>



Figure 18: Solve other puzzles @ <https://gbud.in/chsgppz>

## Play chess for free

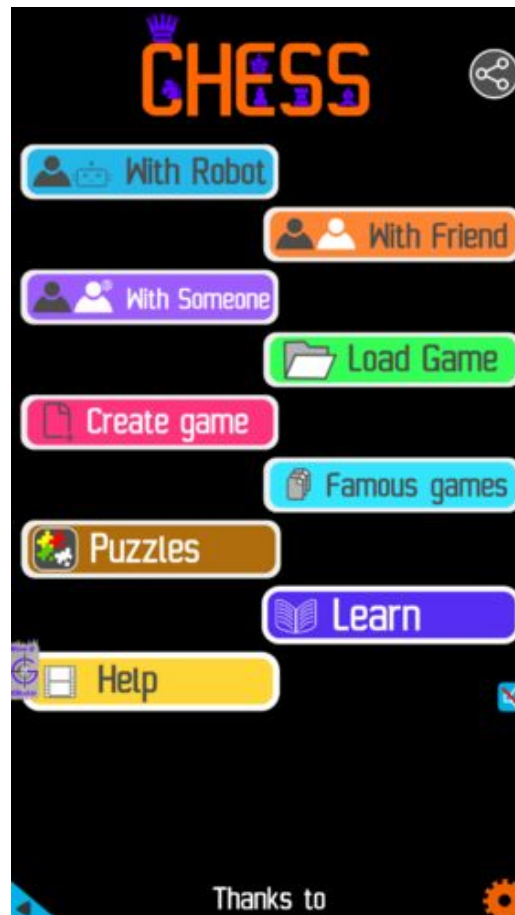


Figure 19: Play chess online for free. Solve puzzles and play with friends

Play chess for free at <https://gbud.in/chs>

We present you a platform to play chess online with friends for free. No need to install any app. You can play chess for free without registration or login.

Simple. You can do several chess related activities.

1. solve chess puzzles
2. learn about chess
3. play chess with computer
4. play chess with friend
5. create your own chess games

6. [fen viewer](#)
7. [fen editor](#)
8. [fen generator](#)
9. [pgn viewer](#)
10. [chess board editor](#)
11. [view famous chess games.](#)



Figure 20: Solve this puzzle online by scanning this QR code or go to the link below

<https://gbud.in/gr0hk73>

Read the latest article on Hard Chess puzzle # 0048 - Mate in 3 moves by scanning this QR code or click the link

Previous article : « [Hard Chess puzzle # 0047 - Mate in 3 moves](#)

Next article : [Hard chess puzzles](#) »

[Back to top](#)

[Contact Us](#)



## Hard Chess Puzzle # 0049

By

G Bud Games  
<https://gbud.in>

October 21, 2021

## Hard Chess puzzle # 0049 - Mate in 4 moves

Solve this hard chess puzzle and improve your chess games through improvement of your chess strategies and chess tactics. This hard puzzle is a subset of [kids games](#).

Puzzle No : 0049

Difficulty level : hard

Description : Mate in 4 moves

Next Move : White

Player level : Advanced

Short URL for puzzle : <https://gbud.in/gfbnbx3>

### Hard chess puzzle 0049




Figure 1: Solve this hard chess puzzle 0049. Mate in 4 moves @ <https://gbud.in/gfbnbx3>



Figure 2: Solve this hard chess puzzle online with solution @ <https://gbud.in/gfbnbx3>

## Solution to hard chess puzzle 0049

At this puzzle, next **move** is by **White**. The objective of the puzzle is to mate in 4 moves.

See the interactive solution at the [puzzle page](#)

### Solution 1

**Initial board position** This is the initial board position of hard chess puzzle 0049.




Figure 3: Initial board position of hard chess puzzle 0049

**Move 1** Move by black






Figure 4: Kd4 - Opponent is trying to threaten your rook

**Move 2** Move by white



Figure 5: Rcc5 - This is to provide support to the other rook and to lock the king in d file

**Move 3** Move by black




Figure 6: Kd3 - Since king can not move to fourth rank due to the presence of the rooks, it comes back to d3

**Move 4** Move by white



Figure 7: a7 - Your pawn advances for promotion

**Move 5** Move by black



Figure 8: h5 - Since king is locked, opponent is trying to promote their pawn

**Move 6** Move by white




Figure 9: a8=Q - Your pawn is promoted to a queen

**Move 7** Move by black




Figure 10: h4 - Opponent's pawn advances

**Move 8** Move by white



Figure 11: Qd8# - Queen moves in eighth rank and checkmate. Opponent's king can not move to c or e file due to the presence of the rooks

## Solution 2

**Initial board position** This is the initial board position of hard chess puzzle 0049.




Figure 12: Initial board position of hard chess puzzle 0049

**Move 1** Move by black




Figure 13: Kd4 - Opponent is trying to threaten your rook

**Move 2** Move by white



Figure 14: Rcc5 - This is to provide support to the other rook and to lock the king in d file

**Move 3** Move by black




Figure 15: Kd3 - Since king can not move to fourth rank due to the presence of the rooks, it comes back to d3

**Move 4** Move by white




Figure 16: a7 - Your pawn advances for promotion

**Move 5** Move by black




Figure 17: h5 - Since king is locked, opponent is trying to promote their pawn

**Move 6** Move by white




Figure 18: a8=Q - Your pawn is promoted to a queen

**Move 7** Move by black



Figure 19: h4 - Opponent's pawn advances

**Move 8** Move by white






Figure 20: Qd5# - Queen moves along the diagonal and checkmate. Opponent's king can not move to c or e file due to the presence of the rooks

### Solution 3

**Initial board position** This is the initial board position of hard chess puzzle 0049.




Figure 21: Initial board position of hard chess puzzle 0049

**Move 1** Move by black




Figure 22: Kd4 - Opponent is trying to threaten your rook

**Move 2** Move by white




Figure 23: Rcc5 - This is to provide support to the other rook and to lock the king in d file

**Move 3** Move by black




Figure 24: Kd3 - Since king can not move to fourth rank due to the presence of the rooks, it comes back to d3

**Move 4** Move by white




Figure 25: a7 - Your pawn advances for promotion

**Move 5** Move by black




Figure 26: h5 - Since king is locked, opponent is trying to promote their pawn

**Move 6** Move by white




Figure 27: a8=R - Your pawn is promoted to a rook

**Move 7** Move by black




Figure 28: h4 - Opponent's pawn advances

**Move 8** Move by white




Figure 29: Rd8# - Rook moves in eighth rank and checkmate. Opponent's king can not move to c or e file due to the presence of the rooks

### Right moves for the solution to the hard chess puzzle 0049

Based on the objective of the puzzle, you have to make the right moves. Following are the right moves

1. Rcc5, a7, a8=Q, Qd8#

2. Rcc5, a7, a8=Q, Qd5#
3. Rcc5, a7, a8=R, Rd8#

### Explanation for the moves

1. Rcc5 - This is to provide support to the other rook and to lock the king in d file
2. a7 - Your pawn advances for promotion
3. a8=Q - Your pawn is promoted to a queen
4. a8=R - Your pawn is promoted to a rook
5. Qd8# - Queen moves in eighth rank and checkmate. Opponent's king can not move to c or e file due to the presence of the rooks
6. Rd8# - Rook moves in eighth rank and checkmate. Opponent's king can not move to c or e file due to the presence of the rooks
7. Qd5# - Queen moves along the diagonal and checkmate. Opponent's king can not move to c or e file due to the presence of the rooks
8. Kd4 - Opponent is trying to threaten your rook
9. Kd3 - Since king can not move to fourth rank due to the presence of the rooks, it comes back to d3
10. h5 - Since king is locked, opponent is trying to promote their pawn
11. h4 - Opponent's pawn advances
12. For right move - You have locked the king in d file and checkmate after the promotion. Good end game
13. For wrong move - You could have promoted your pawn and checkmate. Try again

### Categories of hard chess puzzle 0049

This hard chess puzzle falls in these categories.

1. [Hard chess puzzles](#)
2. [Endgame puzzles in chess](#)
3. [Promotion puzzles in chess](#)
4. [Strategy puzzles in chess](#)
5. [Mate in 4 puzzles in chess](#)

### How to view the solution to hard chess puzzle 0049

To view the [solution to this puzzle](#), follow the steps given below

1. Go to the [puzzle page](#)

2. Click the solution button (Key as shown [below](#)) to view the solution



Figure 30: Click the solution button to view solutions @ <https://gbud.in/gfbnbx3>

## How to get help for moves in the hard chess puzzle 0049

To get help or the possible next moves in the puzzle, , follow the steps given below

1. Go to the [puzzle page](#)
2. Click the help button (exclamation mark as shown [below](#)) to get help or suggestion on next possible [move](#)



Figure 31: Click the help button to get help on next move @ <https://gbud.in/gfbnbx3>



Figure 32: Solve more hard puzzles @ <https://gbud.in/chshdpz>



Figure 33: Solve other puzzles @ <https://gbud.in/chsgppz>



## Play chess for free

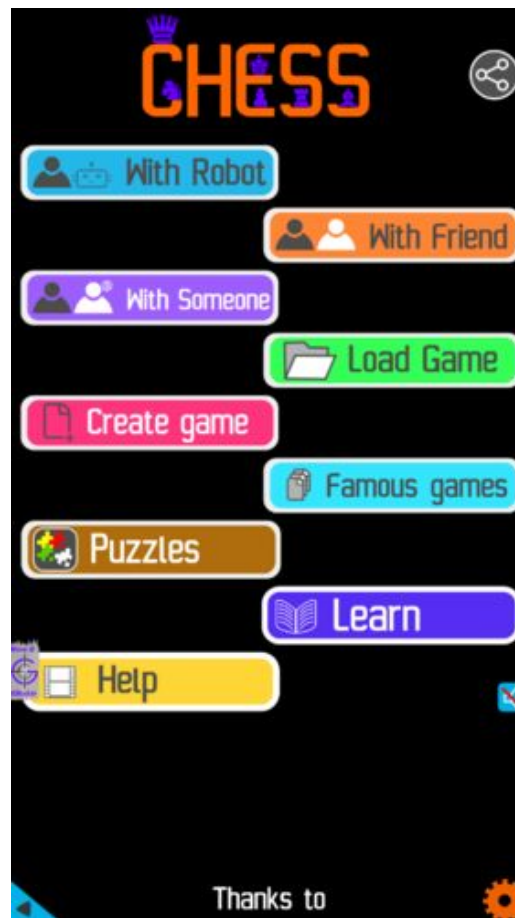


Figure 34: Play chess online for free. Solve puzzles and play with friends

Play chess for free at <https://gbud.in/chs>

We present you a platform to play chess online with friends for free. No need to install any app. You can play chess for free without registration or login.

Simple. You can do several chess related activities.

1. [solve chess puzzles](#)
2. [learn about chess](#)
3. [play chess with computer](#)
4. [play chess with friend](#)
5. [create your own chess games](#)
6. [fen viewer](#)
7. [fen editor](#)
8. [fen generator](#)
9. [pgn viewer](#)
10. [chess board editor](#)

11. [view famous chess games.](#)



Figure 35: Solve this puzzle online by scanning this QR code or go to the link below

<https://gbud.in/gfbnbx3>

Read the latest article on Hard Chess puzzle # 0049 - Mate in 4 moves by scanning this QR code or click the link

Previous article : [« Hard Chess puzzle # 0048 - Mate in 3 moves](#)

Next article : [Hard chess puzzles »](#)

[Back to top](#)

[Contact Us](#)

© GBud Games 2021



# Hard Chess Puzzle # 0050

By

G Bud Games  
<https://gbud.in>

October 22, 2021

## Hard Chess puzzle # 0050 - Mate in 4 moves

Solve this hard chess puzzle and improve your chess games through improvement of your chess strategies and chess tactics. This hard puzzle is a subset of [kids games](#).

Puzzle No : 0050

Difficulty level : hard

Description : Mate in 4 moves

Next Move : Black

Player level : Advanced

Short URL for puzzle : <https://gbud.in/gtzjff3>

### Hard chess puzzle 0050



Figure 1: Solve this hard chess puzzle 0050. Mate in 4 moves @ <https://gbud.in/gtzjff3>



Figure 2: Solve this hard chess puzzle online with solution @ <https://gbud.in/gtzjff3>

## Solution to hard chess puzzle 0050

At this puzzle, next **move** is by **Black**. The objective of the puzzle is to mate in 4 moves.

See the interactive solution at the [puzzle page](#)

### Solution 1

**Initial board position** This is the initial board position of hard chess puzzle 0050.



Figure 3: Initial board position of hard chess puzzle 0050

**Move 1** Move by white




Figure 4: Kb1 - King moves to b1

**Move 2** Move by black




Figure 5: a4 - Pawn moves forward since promotion of the pawn will help you win the game for sure in four moves.

**Move 3** Move by white



Figure 6: Kc1 - Since a1 is attacked by the bishop, the king moves back to c1

**Move 4** Move by black



Figure 7: a3 - Checkmate is certain since the king is locked in first rank by the rook which is supported by the bishop

**Move 5** Move by white




Figure 8: Kd1 - Since king can not move to second rank, it wanders in first rank

**Move 6** Move by black




Figure 9: a2 - The promoted piece will also be supported by the bishop

**Move 7** Move by white





Figure 10: Ke1 - The king has only two choices. Either move to c1 or e1

### Move 8 Move by black




Figure 11: a1=Q# - The pawn is promoted to a queen and checkmate. This is called ladder mate.

### Solution 2

**Initial board position** This is the initial board position of hard chess puzzle 0050.



Figure 12: Initial board position of hard chess puzzle 0050

**Move 1** Move by white




Figure 13: Kb1 - King moves to b1

**Move 2** Move by black



Figure 14: a4 - Pawn moves forward since promotion of the pawn will help you win the game for sure in four moves.

**Move 3** Move by white




Figure 15: Kc1 - Since a1 is attacked by the bishop, the king moves back to c1

**Move 4** Move by black



Figure 16: a3 - Checkmate is certain since the king is locked in first rank by the rook which is supported by the bishop

**Move 5** Move by white




Figure 17: Kd1 - Since king can not move to second rank, it wanders in first rank

**Move 6** Move by black




Figure 18: a2 - The promoted piece will also be supported by the bishop

**Move 7** Move by white




Figure 19: Ke1 - The king has only two choices. Either move to c1 or e1

**Move 8** Move by black




Figure 20: a1=R# - The pawn is promoted to a rook and checkmate. This is called ladder mate.

### Right moves for the solution to the hard chess puzzle 0050

Based on the objective of the puzzle, you have to make the right moves. Following are the right moves

1. a4, a3, a2, a1=Q#
2. a4, a3, a2, a1=R#

### Explanation for the moves

1. a4 - Pawn moves forward since promotion of the pawn will help you win the game for sure in four moves.
2. a3 - Checkmate is certain since the king is locked in first rank by the rook which is supported by the bishop
3. a2 - The promoted piece will also be supported by the bishop
4. a1=Q# - The pawn is promoted to a queen and checkmate. This is called ladder mate.
5. a1=R# - The pawn is promoted to a rook and checkmate. This is called ladder mate.
6. Kb1 - King moves to b1
7. Kc1 - Since a1 is attacked by the bishop, the king moves back to c1
8. Kd1 - Since king can not move to second rank, it wanders in first rank
9. Ke1 - The king has only two choices. Either move to c1 or e1

10. For right move - You know that promotion of a pawn will give you a checkmate in 4 moves. You have a good understanding of the game
11. For wrong move - You could have promoted your pawn to a queen or a rook. This would have fetched you a win. Try again

## Categories of hard chess puzzle 0050

This hard chess puzzle falls in these categories.

1. [Hard chess puzzles](#)
2. [Endgame puzzles in chess](#)
3. [Promotion puzzles in chess](#)
4. [Strategy puzzles in chess](#)
5. [Mate pattern puzzles in chess](#)
6. [Mate in 4 puzzles in chess](#)

## How to view the solution to hard chess puzzle 0050

To view the [solution to this puzzle](#), follow the steps given below

1. Go to the [puzzle page](#)
2. Click the solution button (Key as shown [below](#)) to view the solution



Figure 21: Click the solution button to view solutions @ <https://gbud.in/gtzjff3>

## How to get help for moves in the hard chess puzzle 0050

To get help or the possible next moves in the puzzle, , follow the steps given below

1. Go to the [puzzle page](#)
2. Click the help button (exclamation mark as shown [below](#)) to get help or suggestion on next possible [move](#)





Figure 22: Click the help button to get help on next move @ <https://gbud.in/gtzjff3>



Figure 23: Solve more hard puzzles @ <https://gbud.in/chshdpz>



Figure 24: Solve other puzzles @ <https://gbud.in/chsgppz>

## Play chess for free

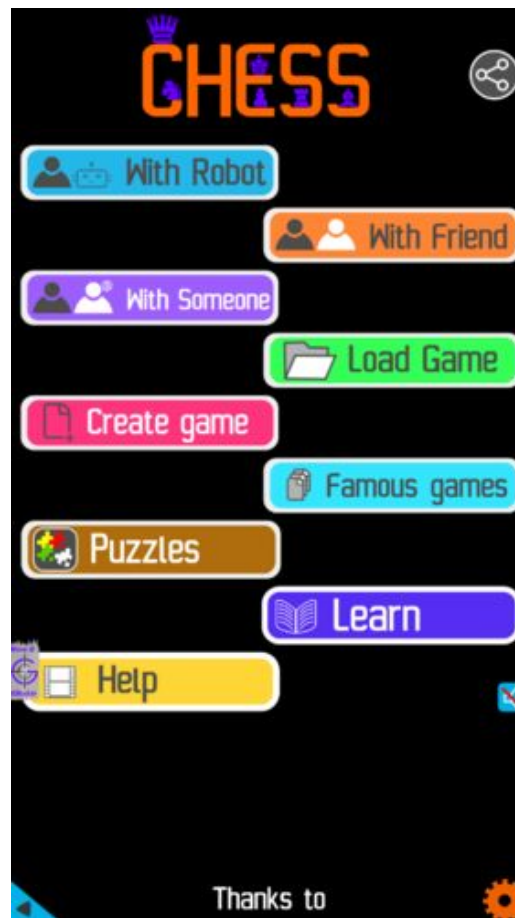


Figure 25: Play chess online for free. Solve puzzles and play with friends

Play chess for free at <https://gbud.in/chs>

We present you a platform to play chess online with friends for free. No need to install any app. You can play chess for free without registration or login.

Simple. You can do several chess related activities.

1. [solve chess puzzles](#)
2. [learn about chess](#)
3. [play chess with computer](#)
4. [play chess with friend](#)
5. [create your own chess games](#)
6. [fen viewer](#)
7. [fen editor](#)
8. [fen generator](#)
9. [pgn viewer](#)
10. [chess board editor](#)

11. [view famous chess games.](#)



Figure 26: Solve this puzzle online by scanning this QR code or go to the link below

<https://gbud.in/gtzjff3>

Read the latest article on Hard Chess puzzle # 0050 - Mate in 4 moves by scanning this QR code or click the link

Previous article : [« Hard Chess puzzle # 0049 - Mate in 4 moves](#)

Next article : [Hard chess puzzles »](#)

[Back to top](#)

[Contact Us](#)

© GBud Games 2021



# Hard Chess Puzzle # 0051

By

G Bud Games  
<https://gbud.in>

October 24, 2021

## Hard Chess puzzle # 0051 - Mate in 4 moves

Solve this hard chess puzzle and improve your chess games through improvement of your chess strategies and chess tactics. This hard puzzle is a subset of [kids games](#).

Puzzle No : 0051

Difficulty level : hard

Description : Mate in 4 moves

Next Move : White

Player level : Advanced

Short URL for puzzle : <https://gbud.in/gqsvnm3>

### Hard chess puzzle 0051



Figure 1: Solve this hard chess puzzle 0051. Mate in 4 moves @ <https://gbud.in/gqsvnm3>



Figure 2: Solve this hard chess puzzle online with solution @ <https://gbud.in/gqsvnm3>

## Solution to hard chess puzzle 0051

At this puzzle, next **move** is by **White**. The objective of the puzzle is to mate in 4 moves.

See the interactive solution at the [puzzle page](#)

### Solution 1

**Initial board position** This is the initial board position of hard chess puzzle 0051.



Figure 3: Initial board position of hard chess puzzle 0051

**Move 1** Move by white




Figure 4: Nxe8 - Since king is locked in its present position, you can have a checkmate by moving the knight to f8, which is feasible only by this capture

**Move 2** Move by black




Figure 5: b5 - Since king is locked, this pawn movement is the only option

**Move 3** Move by white







Figure 8: Ne6 - Knight will reach f8 in next move

**Move 6** Move by black




Figure 9: b3 - Pawn is next to the bishop. If the bishop does not move or if the game does not end, the game will be stalemate as there will be no legal moves for black

**Move 7** Move by white



Figure 10: Nf8# - King has no free squares to move and ends in a checkmate. If you miss this next could be a stalemate

### Right moves for the solution to the hard chess puzzle 0051

Based on the objective of the puzzle, you have to make the right moves. Following are the right moves

1. Nxe8, Nc7, Ne6, Nf8#

### Explanation for the moves

1. Nxe8 - Since king is locked in its present position, you can have a checkmate by moving the knight to f8, which is feasible only by this capture
2. Nc7 - Knight moves around
3. Ne6 - Knight will reach f8 in next move
4. Nf8# - King has no free squares to move and ends in a checkmate. If you miss this next could be a stalemate
5. b5 - Since king is locked, this pawn movement is the only option
6. b4 - Pawn moves forward
7. b3 - Pawn is next to the bishop. If the bishop does not move or if the game does not end, the game will be stalemate as there will be no legal moves for black
8. For right move - You have just moved knight effectively and won the game. Keep up the good work

9. For wrong move - You could have moved your knight to f8 and check-mate. Try again

## Categories of hard chess puzzle 0051

This hard chess puzzle falls in these categories.

1. [Hard chess puzzles](#)
2. [Endgame puzzles in chess](#)
3. [Strategy puzzles in chess](#)
4. [Mate in 4 puzzles in chess](#)

## How to view the solution to hard chess puzzle 0051

To view the [solution to this puzzle](#), follow the steps given below

1. Go to the [puzzle page](#)
2. Click the solution button (Key as shown [below](#)) to view the solution



Figure 11: Click the solution button to view solutions @ <https://gbud.in/gqsvnm3>

## How to get help for moves in the hard chess puzzle 0051

To get help or the possible next moves in the puzzle, , follow the steps given below

1. Go to the [puzzle page](#)
2. Click the help button (exclamation mark as shown [below](#)) to get help or suggestion on next possible [move](#)



Figure 12: Click the help button to get help on next move @ <https://gbud.in/gqsvnm3>



Figure 13: Solve more hard puzzles @ <https://gbud.in/chshdpz>



Figure 14: Solve other puzzles @ <https://gbud.in/chsgppz>

## Play chess for free

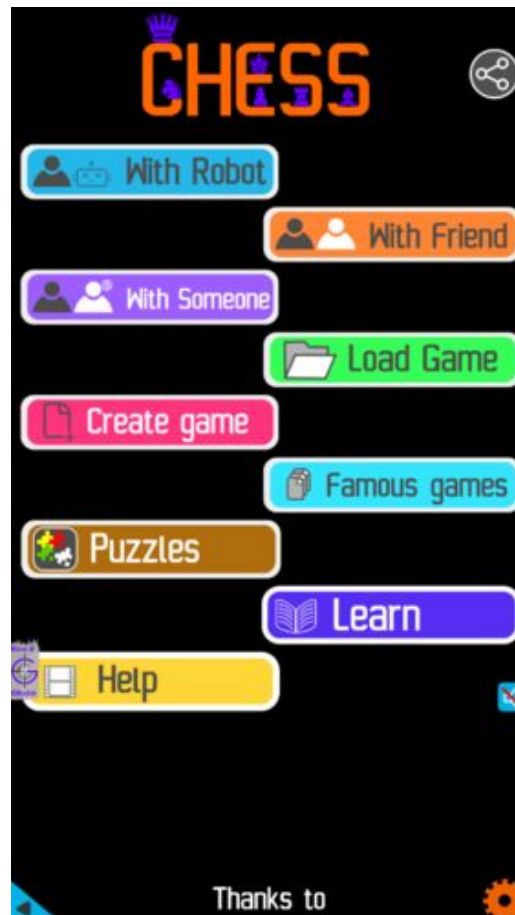


Figure 15: Play chess online for free. Solve puzzles and play with friends

Play chess for free at <https://gbud.in/chs>

We present you a platform to play chess online with friends for free. No need to install any app. You can play chess for free without registration or login.

Simple. You can do several chess related activities.

1. solve chess puzzles
2. learn about chess
3. play chess with computer
4. play chess with friend
5. create your own chess games

6. [fen viewer](#)
7. [fen editor](#)
8. [fen generator](#)
9. [pgn viewer](#)
10. [chess board editor](#)
11. [view famous chess games.](#)



Figure 16: Solve this puzzle online by scanning this QR code or go to the link below

<https://gbud.in/gqsvnm3>

Read the latest article on Hard Chess puzzle # 0051 - Mate in 4 moves by scanning this QR code or click the link

Previous article : « [Hard Chess puzzle # 0050 - Mate in 4 moves](#)

Next article : [Hard chess puzzles](#) »

[Back to top](#)

[Contact Us](#)



## Hard Chess Puzzle # 0052

By

G Bud Games  
<https://gbud.in>

October 25, 2021

## Solution to hard chess puzzle 0052

At this puzzle, next [move](#) is by [Black](#). The objective of the puzzle is to mate in 3 moves.

See the interactive solution at the [puzzle page](#)

### Solution 1

**Initial board position** This is the initial board position of hard chess puzzle 0052.



Figure 3: Initial board position of hard chess puzzle 0052

**Move 1** Move by black





Figure 4: Qxh2+ - This sacrifice of the queen is to open the h file. King is forced to capture the queen

**Move 2** Move by white



Figure 5: Kxh2 - King captures the queen. This is also a zugzwang move

**Move 3** Move by black





Figure 8: Rh1# - King can not capture the rook as it is supported by the knight and ends in a checkmate

### Right moves for the solution to the hard chess puzzle 0052

Based on the objective of the puzzle, you have to make the right moves. Following are the right moves

1. Qxh2+, Nhg3+, Rh1#

### Explanation for the moves

1. Qxh2+ - This sacrifice of the queen is to open the h file. King is forced to capture the queen
2. Nhg3+ - This is a discovered check as the movement of the knight results in a check from the rook
3. Rh1# - King can not capture the rook as it is supported by the knight and ends in a checkmate
4. Kxh2 - King captures the queen. This is also a zugzwang move
5. Kg1 - King escapes from the current check threat
6. For right move - You have sacrificed your queen to win the game. Good moves
7. For wrong move - You could have sacrificed your queen to win the game. Try again

## Categories of hard chess puzzle 0052

This hard chess puzzle falls in these categories.

1. [Hard chess puzzles](#)
2. [Sacrifice puzzles in chess](#)
3. [Mate in 3 puzzles in chess](#)
4. [Endgame puzzles in chess](#)
5. [Strategy puzzles in chess](#)
6. [Zugzwang puzzles in chess](#)
7. [Terminology puzzles in chess](#)

## How to view the solution to hard chess puzzle 0052

To view the [solution to this puzzle](#), follow the steps given below

1. Go to the [puzzle page](#)
2. Click the solution button (Key as shown [below](#)) to view the solution



Figure 9: Click the solution button to view solutions @ <https://gbud.in/gg3hnb3>

## How to get help for moves in the hard chess puzzle 0052

To get help or the possible next moves in the puzzle, , follow the steps given below

1. Go to the [puzzle page](#)
2. Click the help button (exclamation mark as shown [below](#)) to get help or suggestion on next possible [move](#)



Figure 10: Click the help button to get help on next move @ <https://gbud.in/gg3hnb3>



Figure 11: Solve more hard puzzles @ <https://gbud.in/chshdpz>



Figure 12: Solve other puzzles @ <https://gbud.in/chsgppz>

## Play chess for free



Figure 13: Play chess online for free. Solve puzzles and play with friends

Play chess for free at <https://gbud.in/chs>

We present you a platform to play chess online with friends for free. No need to install any app. You can play chess for free without registration or login.

Simple. You can do several chess related activities.

1. [solve chess puzzles](#)
2. [learn about chess](#)
3. [play chess with computer](#)
4. [play chess with friend](#)
5. [create your own chess games](#)

6. [fen viewer](#)
7. [fen editor](#)
8. [fen generator](#)
9. [pgn viewer](#)
10. [chess board editor](#)
11. [view famous chess games.](#)



Figure 14: Solve this puzzle online by scanning this QR code or go to the link below

<https://gbud.in/gg3hnb3>

Read the latest article on Hard Chess puzzle # 0052 - Mate in 3 moves by scanning this QR code or click the link

Previous article : « [Hard Chess puzzle # 0051 - Mate in 4 moves](#)

Next article : [Hard Chess puzzle # 0053 - Promote your pawn in 4 moves](#)  
»

[Back to top](#)

[Contact Us](#)



## Hard Chess Puzzle # 0053

By

G Bud Games  
<https://gbud.in>

October 25, 2021



## Solution to hard chess puzzle 0053

At this puzzle, next **move** is by **White**. The objective of the puzzle is to promote your pawn in 4 moves.

See the interactive solution at the [puzzle page](#)

### Solution 1

**Initial board position** This is the initial board position of hard chess puzzle 0053.




Figure 3: Initial board position of hard chess puzzle 0053

**Move 1** Move by white



Figure 4: Nf1+ - This knight fork is to remove opponent's queen as it is threatening your pawn that will be promoted

**Move 2** Move by black




Figure 5: Kf2 - King escapes from the check threat

**Move 3** Move by white




Figure 6: Nxd2 - Knight captures the hanging queen as it is not supported

**Move 4** Move by black




Figure 7: Ke2 - King moves closer to the knight

**Move 5** Move by white




Figure 8: d7 - Your pawn moves forward for promotion

**Move 6** Move by black




Figure 9: Kxd2 - King captures your knight

**Move 7** Move by white




Figure 10:  $d8=Q+$  - Your pawn is promoted to a queen and gives check. You have a better chance to win the game as you have a queen against opponent's pawn

### Right moves for the solution to the hard chess puzzle 0053

Based on the objective of the puzzle, you have to make the right moves. Following are the right moves

1.  $Nf1+$ ,  $Nxd2$ ,  $d7$ ,  $d8=Q+$

### Explanation for the moves

1.  $Nf1+$  - This knight fork is to remove opponent's queen as it is threatening your pawn that will be promoted
2.  $Nxd2$  - Knight captures the hanging queen as it is not supported
3.  $d7$  - Your pawn moves forward for promotion
4.  $d8=Q+$  - Your pawn is promoted to a queen and gives check. You have a better chance to win the game as you have a queen against opponent's pawn
5.  $Kf2$  - King escapes from the check threat
6.  $Ke2$  - King moves closer to the knight
7.  $Kxd2$  - King captures your knight
8. For right move - You have sacrificed your knight to promote your pawn to a queen. Right decision
9. For wrong move - You could have captured the opponent's queen through a knight fork followed by the promotion of the pawn. Try

again

## Categories of hard chess puzzle 0053

This hard chess puzzle falls in these categories.

1. [Hard chess puzzles](#)
2. [Sacrifice puzzles in chess](#)
3. [Fork puzzles in chess](#)
4. [Promotion puzzles in chess](#)
5. [Strategy puzzles in chess](#)

## How to view the solution to hard chess puzzle 0053

To view the [solution to this puzzle](#), follow the steps given below

1. Go to the [puzzle page](#)
2. Click the solution button (Key as shown [below](#)) to view the solution



Figure 11: Click the solution button to view solutions @ <https://gbud.in/g8fv873>

## How to get help for moves in the hard chess puzzle 0053

To get help or the possible next moves in the puzzle, , follow the steps given below

1. Go to the [puzzle page](#)
2. Click the help button (exclamation mark as shown [below](#)) to get help or suggestion on next possible [move](#)



Figure 12: Click the help button to get help on next move @ <https://gbud.in/g8fv873>



Figure 13: Solve more hard puzzles @ <https://gbud.in/chshdpz>



Figure 14: Solve other puzzles @ <https://gbud.in/chsgppz>

## Play chess for free

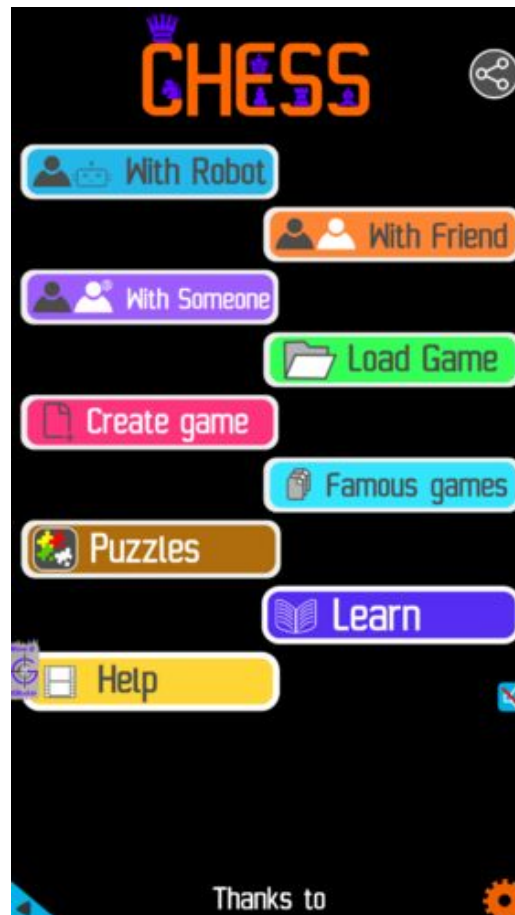


Figure 15: Play chess online for free. Solve puzzles and play with friends

Play chess for free at <https://gbud.in/chs>

We present you a platform to play chess online with friends for free. No need to install any app. You can play chess for free without registration or login.

Simple. You can do several chess related activities.

1. [solve chess puzzles](#)
2. [learn about chess](#)
3. [play chess with computer](#)
4. [play chess with friend](#)
5. [create your own chess games](#)



6. [fen viewer](#)
7. [fen editor](#)
8. [fen generator](#)
9. [pgn viewer](#)
10. [chess board editor](#)
11. [view famous chess games.](#)



Figure 16: Solve this puzzle online by scanning this QR code or go to the link below

<https://gbud.in/g8fv873>

Read the latest article on Hard Chess puzzle # 0053 - Promote your pawn in 4 moves by scanning this QR code or click the link

Previous article : « [Hard Chess puzzle # 0052 - Mate in 3 moves](#)

Next article : [Hard chess puzzles](#) »

[Back to top](#)

[Contact Us](#)



# Hard Chess Puzzle # 0054

By

G Bud Games  
<https://gbud.in>

October 26, 2021

## Solution to hard chess puzzle 0054

At this puzzle, next **move** is by **White**. The objective of the puzzle is to gain rook.

See the interactive solution at the [puzzle page](#)

### Solution 1

**Initial board position** This is the initial board position of hard chess puzzle 0054.



Figure 3: Initial board position of hard chess puzzle 0054

**Move 1** Move by white



Figure 4: Ng5 - This knight attacks the queen and getting prepared to give a check in next move. If the queen does not move it can capture the queen

**Move 2** Move by black



Figure 5: Qe3 - Opponent's queen is trying to target your knight

**Move 3** Move by white



Figure 6: Ne6+ - Knight forks king and rook as it attacks both at the same time

**Move 4** Move by black



Figure 7: Kd6 - King is moving closer to your knight

**Move 5** Move by white



Figure 8: Nxf8 - Knight captures the hanging rook. This is how you gain the rook

### Right moves for the solution to the hard chess puzzle 0054

Based on the objective of the puzzle, you have to make the right moves. Following are the right moves

1. Ng5, Ne6+, Nxf8

### Explanation for the moves

1. Ng5 - This knight attacks the queen and getting prepared to give a check in next move. If the queen does not move it can capture the queen
2. Ne6+ - Knight forks king and rook as it attacks both at the same time
3. Nxf8 - Knight captures the hanging rook. This is how you gain the rook
4. Qe3 - Opponent's queen is trying to target your knight
5. Kd6 - King is moving closer to your knight
6. For right move - You have moved your knight effectively to gain the rook. Keep it up
7. For wrong move - You could have used your knight to gain the rook. Try again

## Categories of hard chess puzzle 0054

This hard chess puzzle falls in these categories.

1. [Hard chess puzzles](#)
2. [Gain puzzles in chess](#)
3. [Fork puzzles in chess](#)
4. [Strategy puzzles in chess](#)

## How to view the solution to hard chess puzzle 0054

To view the [solution to this puzzle](#), follow the steps given below

1. Go to the [puzzle page](#)
2. Click the solution button (Key as shown [below](#)) to view the solution



Figure 9: Click the solution button to view solutions @ <https://gbud.in/g6p0yn3>

## How to get help for moves in the hard chess puzzle 0054

To get help or the possible next moves in the puzzle, , follow the steps given below

1. Go to the [puzzle page](#)
2. Click the help button (exclamation mark as shown [below](#)) to get help or suggestion on next possible [move](#)



Figure 10: Click the help button to get help on next move @ <https://gbud.in/g6p0yn3>



Figure 11: Solve more hard puzzles @ <https://gbud.in/chshdpz>



Figure 12: Solve other puzzles @ <https://gbud.in/chsgppz>



## Play chess for free

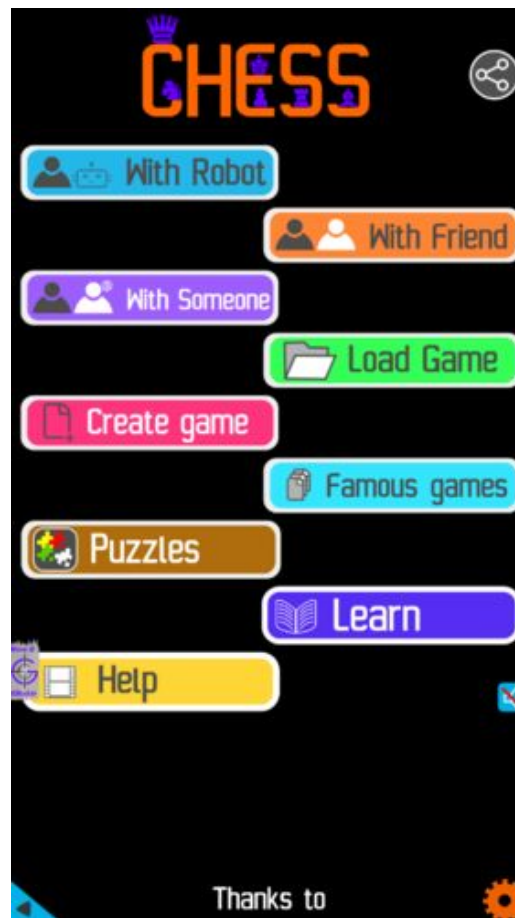


Figure 13: Play chess online for free. Solve puzzles and play with friends

Play chess for free at <https://gbud.in/chs>

We present you a platform to play chess online with friends for free. No need to install any app. You can play chess for free without registration or login.

Simple. You can do several chess related activities.

1. [solve chess puzzles](#)
2. [learn about chess](#)
3. [play chess with computer](#)
4. [play chess with friend](#)
5. [create your own chess games](#)
6. [fen viewer](#)
7. [fen editor](#)
8. [fen generator](#)
9. [pgn viewer](#)
10. [chess board editor](#)

11. [view famous chess games.](#)



Figure 14: Solve this puzzle online by scanning this QR code or go to the link below

<https://gbud.in/g6p0yn3>

Read the latest article on Hard Chess puzzle # 0054 - Gain rook by scanning this QR code or click the link

Previous article : [« Hard Chess puzzle # 0053 - Promote your pawn in 4 moves](#)

Next article : [Hard chess puzzles »](#)

[Back to top](#)

[Contact Us](#)

© GBud Games 2021



# Hard Chess Puzzle # 0055

By

G Bud Games  
<https://gbud.in>

October 27, 2021

## Solution to hard chess puzzle 0055

At this puzzle, next **move** is by **White**. The objective of the puzzle is to gain queen.

See the interactive solution at the [puzzle page](#)

### Solution 1

**Initial board position** This is the initial board position of hard chess puzzle 0055.



Figure 3: Initial board position of hard chess puzzle 0055

**Move 1** Move by white



Figure 4: Rb8 - This sacrifice of the rook is a decoy move to attract the queen to b8.

**Move 2** Move by black




Figure 5: Qxb8 - Queen is pinned to the king. Either the queen can capture the rook or the rook will capture the queen anyway

**Move 3** Move by white




Figure 6: Nd7+ - This is a royal fork as the knight attacks the king and queen at the same time

**Move 4** Move by black




Figure 7: Ke8 - King moves closer to the knight

**Move 5** Move by white




Figure 8: Nxb8 - Knight captures the hanging queen. This is how you gain a queen through combination of sacrifice, decoy and fork

### Right moves for the solution to the hard chess puzzle 0055

Based on the objective of the puzzle, you have to make the right moves. Following are the right moves

1. Rb8, Nd7+, Nxb8

### Explanation for the moves

1. Rb8 - This sacrifice of the rook is a decoy move to attract the queen to b8.
2. Nd7+ - This is a royal fork as the knight attacks the king and queen at the same time
3. Nxb8 - Knight captures the hanging queen. This is how you gain a queen through combination of sacrifice, decoy and fork
4. Qxb8 - Queen is pinned to the king. Either the queen can capture the rook or the rook will capture the queen anyway
5. Ke8 - King moves closer to the knight
6. For right move - You have used the decoy move effectively to gain the queen. Great move
7. For wrong move - You could have gained the queen after the sacrifice of the rook. Try again

## Categories of hard chess puzzle 0055

This hard chess puzzle falls in these categories.

1. [Hard chess puzzles](#)
2. [Sacrifice puzzles in chess](#)
3. [Gain puzzles in chess](#)
4. [Fork puzzles in chess](#)
5. [Decoy puzzles in chess](#)
6. [Strategy puzzles in chess](#)

## How to view the solution to hard chess puzzle 0055

To view the [solution to this puzzle](#), follow the steps given below

1. Go to the [puzzle page](#)
2. Click the solution button (Key as shown [below](#)) to view the solution



Figure 9: Click the solution button to view solutions @ <https://gbud.in/gq803r3>



## How to get help for moves in the hard chess puzzle 0055

To get help or the possible next moves in the puzzle, , follow the steps given below

1. Go to the [puzzle page](#)
2. Click the help button (exclamation mark as shown [below](#)) to get help or suggestion on next possible [move](#)



Figure 10: Click the help button to get help on next move @ <https://gbud.in/gq803r3>



Figure 11: Solve more hard puzzles @ <https://gbud.in/chshdpz>



Figure 12: Solve other puzzles @ <https://gbud.in/chsgppz>

## Play chess for free



Figure 13: Play chess online for free. Solve puzzles and play with friends

Play chess for free at <https://gbud.in/chs>

We present you a platform to play chess online with friends for free. No need to install any app. You can play chess for free without registration or login.

Simple. You can do several chess related activities.

1. solve chess puzzles
2. learn about chess
3. play chess with computer
4. play chess with friend
5. create your own chess games

6. [fen viewer](#)
7. [fen editor](#)
8. [fen generator](#)
9. [pgn viewer](#)
10. [chess board editor](#)
11. [view famous chess games.](#)



Figure 14: Solve this puzzle online by scanning this QR code or go to the link below

<https://gbud.in/gq803r3>

Read the latest article on Hard Chess puzzle # 0055 - Gain queen by scanning this QR code or click the link

Previous article : « [Hard Chess puzzle # 0054 - Gain rook](#)

Next article : [Hard chess puzzles](#) »

[Back to top](#)

[Contact Us](#)